PARKING REQUIREMENTS BUILDING NO.02

PARKING SPACE		NUMBER OF TENAMENTS	PARKING REQUIRED		PARKING ADDITION 5% VISITOR PARKING		PARKING REQUIRED AS PER 8.2.2		PARKING PROVIDED	
			CAR	SCOOTER	CAR	SCOOTER	CAR	SCOOTER	CAR	SCOOTER
FOR EVERY TWO TENEMENTS WITH EACH TENEMENT HAVING CARPET AREA LESS THAN 40 SQ.M. BUT MORE THAN 30 SQ.M.		9	5	18	0	1	2	N.A.	2	19
DIMENSION FOR VEHICAL CAR = 2.5x4.5 SCOOTER = 1.0x2.0	TOTAL	9	5	18	0	1	2	N.A.	2	19

FORM OF STATEMENT 3 [SR. NO.9(g)]

AREA DETAILS OF APARTMENT (AS PER RERA)

BUILDING NO.	FLOOR NO.	APARTMENT NO.	CARPET AREA OF APARTMENT	AREA OF ENCL. BALCONY ATTACHED TO APARTMENT
01	1ST, 2ND & 3RD.	101,201,301.	31.99 SQ.MT	--
		102,202,302.	32.40 SQ.MT	--
		103,203,303.	31.99 SQ.MT	--

WINDOW SHCEDULE:

NO	SIZE	DESCRIPTION	SILL
W1	2.75 X 1.95	AL.FRAME SLIDING WINDOW	0.30
W2	1.60 X 1.95	AL.FRAME SLIDING WINDOW	0.30
W3	1.50 X 1.20	AL.FRAME SLIDING WINDOW	0.90
V	0.95 X 0.75	AL. LOUVERED WINDOW	1.20

DOOR SHCEDULE:

NO	SIZE	DESCRIPTION	CILL
D1	1.05 X 2.00	T.W.FRAME FLUSH DOOR	0.00
D2	0.90 X 2.00	T.W.FRAME FLUSH DOOR	0.00
D3	0.75 X 1.87	T.W.FRAME BACKELITE DOOR	0.00
RS	2.30 X 2.40	ROLLING SHUTTER	0.00
RS1	3.35 X 2.40	ROLLING SHUTTER	0.00

FORM OF STATEMENT 2 [SR. NO.9(a)] PROPOSED BUILDING

BUILDING NO.	FLOOR NO.	TOTAL BUILT-UP AREA OF FLOOR, AS PER OUTER CONSTRUCTION LINE. (SQ.MT.)
BLDG - 02	GROUND	14.66
	FIRST	119.80
	SECOND	119.80
	THIRD	119.80
	TOTAL	374.06

VENTILATION STATEMENT

TYPE OF ROOM	AREA OF THE ROOM	REQUIRED VENTILATION 1/10TH	PROPOSED VENTILATION	WIDTH OF ROOM
LIVING ROOM	11.13 SQ.MT.	1.11 SQ.MT.	3.51 SQ.MT.	2.75 MT.
KITCHEN	5.58 SQ.MT.	0.45 SQ.MT.	2.10 SQ.MT.	1.95 MT.
BEDROOM	8.50 SQ.MT.	0.85 SQ.MT.	3.51 SQ.MT.	2.70 MT.
TOILET	1.95 SQ.MT.	0.19 SQ.MT.	0.71 SQ.MT.	1.00 MT.

CALCULATION FOR (1ST TO 3RD. FLOOR). (BLDG.02)

B	13.00	X	11.60	X	1	.=	150.80 SQ.MT.
TOTAL ADDITION						.=	150.80 SQ.MT.
DEDUCTIONS							
1	3.45	X	1.68	X	1	.=	5.80 SQ.MT.
2	1.50	X	2.70	X	1	.=	4.05 SQ.MT.
3	2.85	X	0.45	X	1	.=	1.28 SQ.MT.
4	1.00	X	1.35	X	2	.=	2.70 SQ.MT.
5	3.81	X	2.00	X	1	.=	7.62 SQ.MT.
6	5.75	X	0.45	X	1	.=	2.59 SQ.MT.
7	2.05	X	2.08	X	1	.=	4.26 SQ.MT.
8	1.50	X	1.80	X	1	.=	2.70 SQ.MT.
TOTAL DEDUCTION						.=	31.00 SQ.MT.
BUILT UP AREA						.=	119.80 SQ.MT.
150.80		.-	31.00				
NET BUILT UP AREA							119.80 SQ.MT.

CALCULATION FOR (GROUND FLOOR). (BLDG.02)

A	6.02	X	4.25	X	1	.=	25.59 SQ.MT.
TOTAL ADDITION						.=	25.59 SQ.MT.
DEDUCTIONS							
1	1.50	X	1.80	X	1	.=	2.70 SQ.MT.
2	4.22	X	1.95	X	1	.=	8.23 SQ.MT.
TOTAL DEDUCTION						.=	10.93 SQ.MT.
BUILT UP AREA						.=	14.66 SQ.MT.
25.59		.-	10.93				
NET BUILT UP AREA							14.66 SQ.MT.

CALCULATION FOR (STILT. FLOOR). (BLDG.02)

S	13.00	X	9.93	X	1	.=	129.09 SQ.MT.
S1	8.05	X	4.80	X	1	.=	38.64 SQ.MT.
TOTAL ADDITION						.=	167.73 SQ.MT.
DEDUCTIONS							
1	5.87	X	1.03	X	1	.=	6.05 SQ.MT.
2	6.02	X	4.25	X	1	.=	25.59 SQ.MT.
3	3.68	X	5.13	X	1	.=	18.88 SQ.MT.
4	1.00	X	1.35	X	1	.=	1.35 SQ.MT.
5	5.75	X	0.45	X	1	.=	2.59 SQ.MT.
6	2.05	X	2.08	X	1	.=	4.26 SQ.MT.
7	2.85	X	0.45	X	1	.=	1.28 SQ.MT.
8	1.00	X	1.35	X	1	.=	1.35 SQ.MT.
9	4.22	X	0.15	X	1	.=	0.63 SQ.MT.
10	0.15	X	2.10	X	1	.=	0.32 SQ.MT.
TOTAL DEDUCTION						.=	62.29 SQ.MT.
BUILT UP AREA						.=	105.44 SQ.MT.
167.73		.-	62.29				
NET BUILT UP AREA							105.44 SQ.MT.

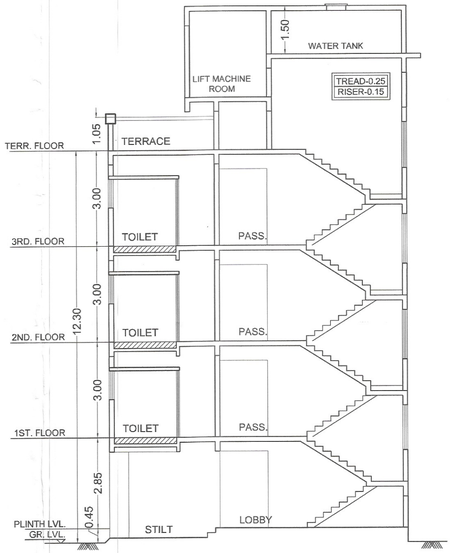

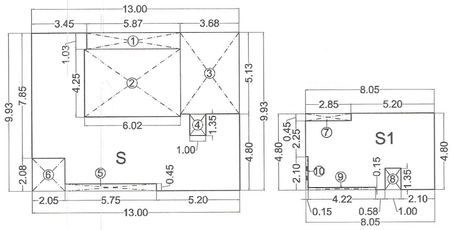

BUILT UP AREA DIAGRAM
(STILT FLOOR) SCALE : 1:200

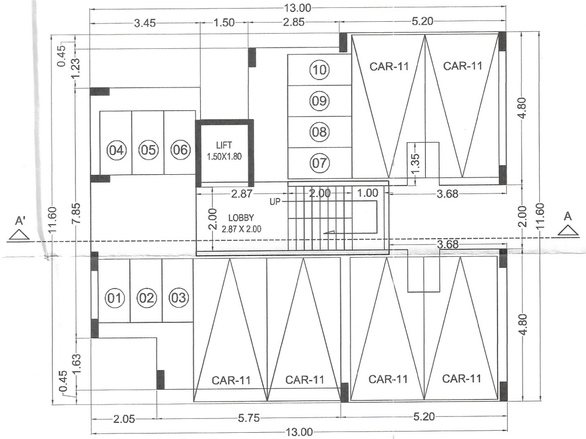

STILT FLOOR PLAN
SCALE : 1:100

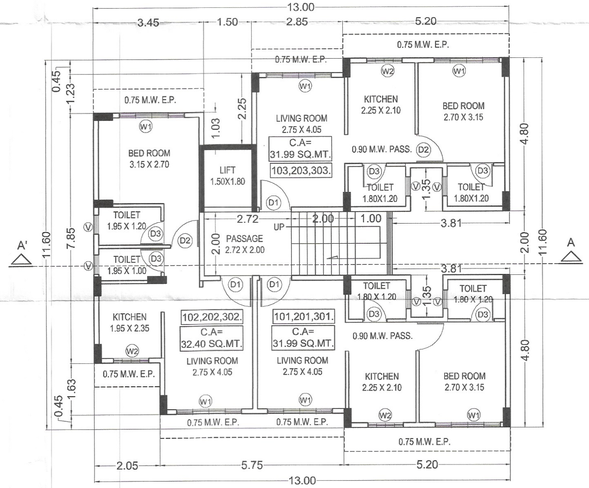

TYPICAL FLOOR PLAN (1ST, 2ND & 3RD.)
SCALE : 1:100

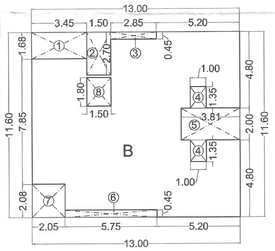

BUILT UP AREA DIAGRAM (P-LINE)
(1ST TO 3RD FLOOR) SCALE : 1:200

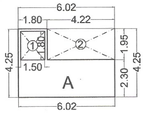

BUILT UP AREA DIAGRAM (P-LINE)
(GROUND FLOOR) SCALE : 1:200

SHEET NO. : 01 | 02 / 02

STAMPS OF APPROVAL OF PLANS:

या कार्यालयाचे पत्र क्र. विशे/बेबांकन/बांप./मौ. सुधा. वासिंद
दा. 28/4/23 सस्तांगे/ 24 ..., दि. 28/8/2023
मधील अटी व शर्तीना अधीन राहून ..... रंगाने
दुरुस्ती दर्शविल्या प्रमाणे रहिवास वाणिज्य वापरासाठी
नकाशांना मंजूरीसाठी शिफारस करणेत येत आहे.

नगर रचना आणि मूल्यनिर्धारण विभाग ठाणे शासन

सहायक संचालक
नगर रचना, ठाणे

This Plan Supersedes
The Previously Sanctioned
Plan by this Office Letter No. 8030
Date: 29/03/2023

PROFORMA II

CERTIFICATE OF AREA

Certified that the plot under reference was surveyed by me on 01/04/2021, and the dimensions of sides etc. of plot stated on plan are as measured on site and the area so worked out tallies with the area stated in document of Owership/T.P Scheme Record/ Land Record Department/City Survey Records.

Signature of Architect/Licensed Engineer/ structural Engineer/Supervisor.

DESCRIPTION OF PROPERTY AND PROPOSAL

REVISED PROPOSED RESIDENTIAL CUM COMMERCIAL (CONVENIENCE SHOPPING) BUILDING ON G.NO.108/1/4/1, 108/1/2/B, 108/1/11/3,108/1/2/A, PLOT NO. 1,2, 3 & 2, AT VILLAGE - VASIND, TAL.- SHAHAPUR, DIST.- THANE.

OWNERS DECLARATION

I undersigned hereby confirm that I would abide by plans approved by Authority. I would execute the structure as per approved plans. Also I would execute the work under supervision of proper technical person so as to ensure the quality and safety at the work site.

OWNERS NAME AND SIGNATURE

CLIENT- M/S MORYA DEVELOPERS

MR. GIRISH MOHAN LULLA MR. HITESH HARESHLAL KUKREJA

JOB NO.	DRG NO.	SCALE	DRAWN BY	CHECKED BY	LICENSE NO. OF LICENSED ARCHITECT
	R-01/M-00	AS STATED	P.G.K.	AKSHAY	CA/2018/98278

NAME & SIGN OF LICENSED ARCHITECT

MAK DESIGN & CO.
Architects, Interior Designers & Civil Consultants
Ar. Akshay R. Shirke - 9987074576