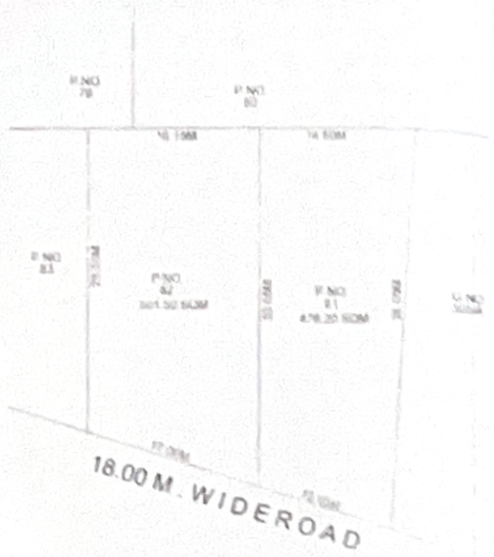

BEFORE AMALGAMATION PLAN

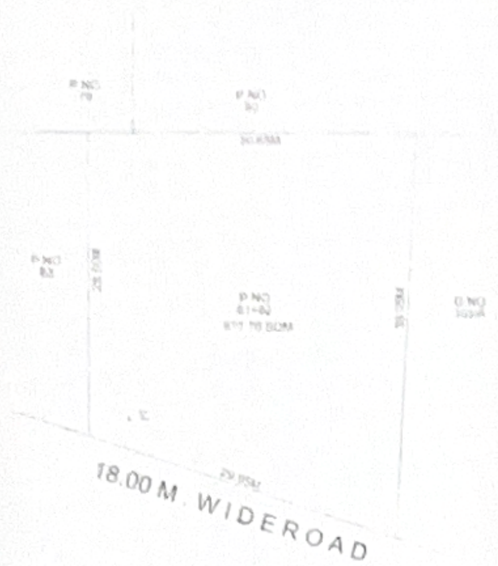

AFTER AMALGAMATION PLAN

SITE PLAN
(SCALE=1:300)

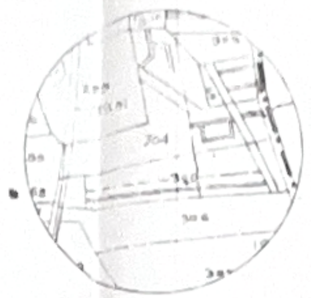

LOCATION PLAN
SCALE - 1:10,000

APPROVED

Date 19/08/2012

Executive Engineer
Nashik Municipal Corporation
Nashik

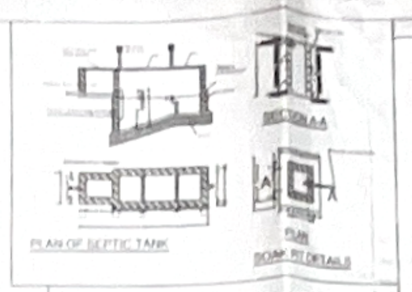

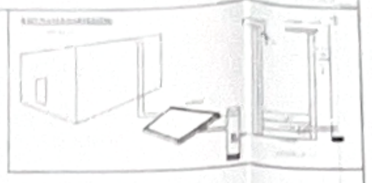

APPROVED

T.D.R STATEMENT			
PLOT AREA	T.D.R PERMISSIBLE	T.D.R PROPOSED	TOTAL AREA
977.70	391.08	390.00	1367.70
ZONE D D.P.C NO 561 DATE 03/07/2012			
REG AGGREMENT NO 06259 - 2012 DATE - 07/08/2012 AREA - 390.0 SQM			

PARKING STATEMENT				
PARKING	REQ		PROPOSED	
	2 WHEEL	4 WHEEL	2 WHEEL	4 WHEEL
PLOT	8	4	8	4
RESIDENCE	17	17	17	17
TOTAL	25	21	25	21

BALCONY AREA STATEMENT			
FLOOR	PER. BALCONY	PRO. BALCONY	EXC. BALCONY
FIRST FL	40.17	38.112	0.00
SECOND FL	40.17	38.112	0.00
THIRD FL	40.17	38.112	0.00
	EXCESS BALCONY		0.00

AREA STATEMENT	
AREA STATEMENT	SQM
1. AREA OF PLOT	977.70
2. DEDUCTION FOR	
a) ROAD ACQUISITION AREA	
b) PROPOSED ROAD	---
c) ANY RESERVATION	---
TOTAL (a+b+c)	---
3. NET GROSS AREA OF PLOT (1-2)	977.70
4. DEDUCTION FOR	
a) RECREATION GROUND AS PER RULE NO. 11(9)	---
b) INTERNAL ROADS TOTAL (a+b)	---
5. NET AREA OF PLOT	977.70
6. ADDITIONS FOR F.S.I. (T.D.R.)	390.0
7. TOTAL AREA (5+6)	1367.70
8. TOTAL F.S.I PERMISSIBLE	1392
9. PERMISSIBLE TOTAL FLOOR AREA (7 X 8)	1367.70
10. EXISTING FLOOR AREA	0.00
11. PROPOSED AREA	1361.295
12. EXCESS BALCONY AREA TAKEN IN TOTAL FLOOR AREA CALCULATIONS AS PER B(C) BELOW	0.00
13. TOTAL BUILT UP AREA PROPOSED (10+11+12)	1361.295
14. TOTAL BUILT UP AREA CONSUMED 1397	0.99 %
BALCONY AREA STATEMENT	
a. PERMISSIBLE BALCONY AREA PER FLOOR	ASPER STATEMENT
b. PROPOSED BALCONY AREA PER FLOOR	
c. EXCESS BALCONY AREA TOTAL	
TENEMENT STATEMENT	
a. NET AREA OF PLOT (ITEM NO. 7 ABOVE)	
b. LESS DEDUCTION OF NON FSI AREA SHOP ETC.	
c. AREA OF TENEMENTS (a-b)	1367.70
d. TENEMENT PERMISSIBLE AS 250 PER HECTOR	34
e. TENEMENT PROPOSED	34
PARKING STATEMENT	---
a. PARKING REQUIRED BY RULE	
b. GARAGES PERMISSIBLE	2
c. GARAGES PROVIDED	2
d. TOTAL PARKING PROVIDED	
LOADING/UNLOADING STATEMENT	---
LOADING/UNLOADING REQUIRED	
LOADING/UNLOADING PROVIDED	
CERTIFICATE OF AREA	

CERTIFIED THAT THE PLOT UNDER REFERENCE WAS SURVEYED BY ME ON _____ AND THE DIMENSIONS OF SIDES ETC. OF PLOT STATED ON PLAN ARE AS MEASURED ON SITE AND THE AREA SO WORKED OUT TALLIES WITH AREA STATED IN DOCUMENT OF OWNERSHIP T-P ACT

SIGNATURE OF LICENSED ENGINEER

*PLOT BOUNDARY SHOWN IN THICK BLACK
*PROPOSED WORK SHOWN IN RED
*DRAINAGE LINE SHOWN IN DOTTED RED
*EXTERNAL WALL 0.15M THICK
*INTERNAL WALL 0.10M THICK

NOTE'S-
ALL C/UB ARE 0.60 M. WIDE ABOVE & BELOW THE WINDOW

AREA STATEMENT	SQ.MT
*AREA OF PLOT	1367.70
*ALLOWED F.S.I	1
*PROPOSED B/UP AREA	
AT GROUND FLOOR	156.18
AT FIRST FLOOR	401.705
AT SECOND FLOOR	401.705
AT THIRD FL/FORTH FL/EXC BALCONY	401.705
	0.00
TOTAL BUILT UP AREA	1361.295 SQM

SCHEDULE OF OPENINGS

TYPE	SIZE	SPECIFICATION
D	1.00m X 2.10m	TEAK WOOD FRAME PANELLED/PLUSH DOOR AS PER DETAIL DRAWINGS
D1	0.75m X 2.10m	
D2	0.90m X 2.10m	
W2	1.20m X 1.20m	TEAK WOOD OR MILD STEEL GLAZED WINDOW AS PER DETAIL DRAWINGS
W3	1.80m X 1.20m	
W4	1.80m X 1.20m	
V1	0.60m X 0.60m	VENTILATOR

TRUE COPY



ELEVATION

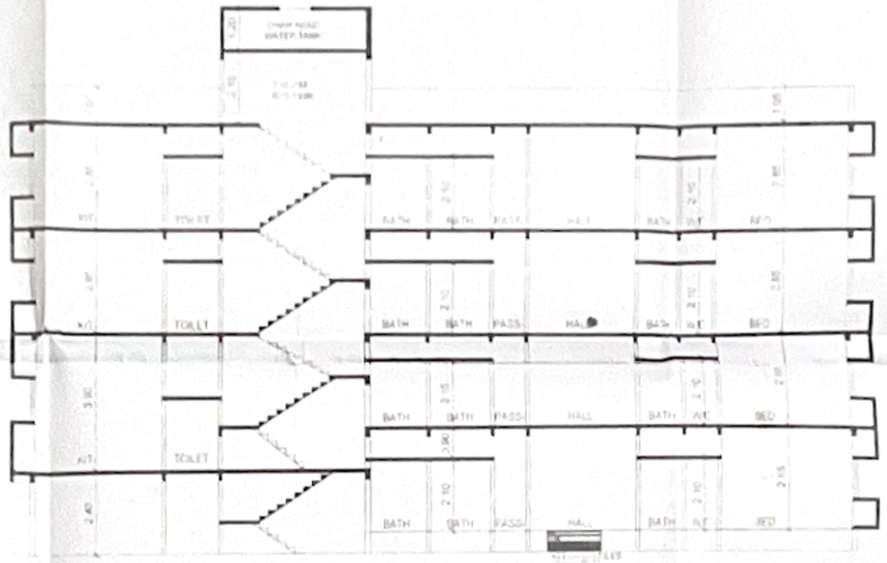

SECTION A-A

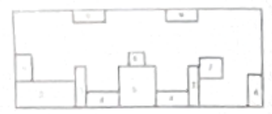

GROUND FLOOR B/UP
AREA CALCULATION
23.60 X 9.40 = 221.84 SQM
DEDUCTION
1) 1.60 X 2.60 = 4.16 SQM.
2) 6.65 X 2.50 = 16.62 SQM
3) 1.00 X 3.50X2 = 7.00 SQM
4) 3.10 X 1.40X2 = 8.68 SQM
5) 3.50 X 2.40 = 8.40 SQM
6) 1.50 X 1.30 = 1.95 SQM
7) 2.20 X 2.00 = 4.40 SQM
8) 1.50 X 3.10 = 4.65 SQM
9) 3.0 X 1.50X2 = 9.00 SQM
DED = 65.86 SQM
221.84 - 65.86 = 156.18 SQM
GROUND FLOOR B/UP AREA = 156.18 SQM.

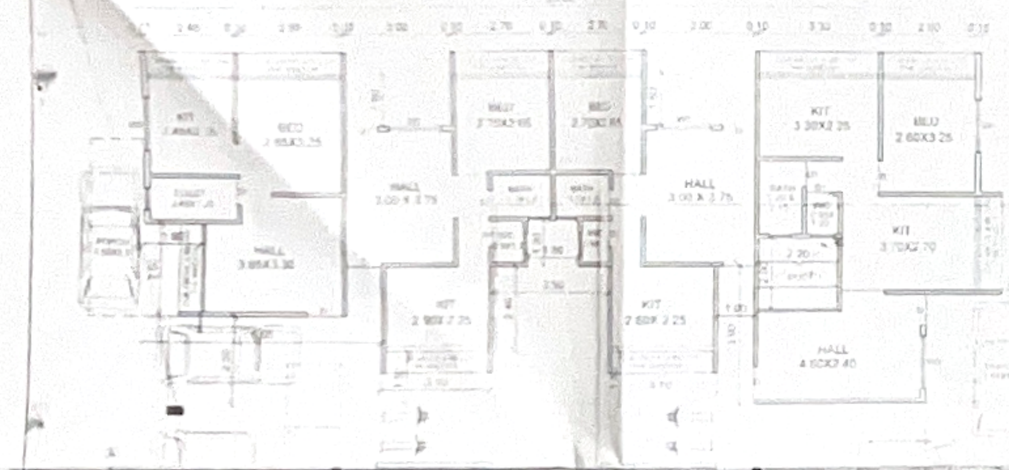

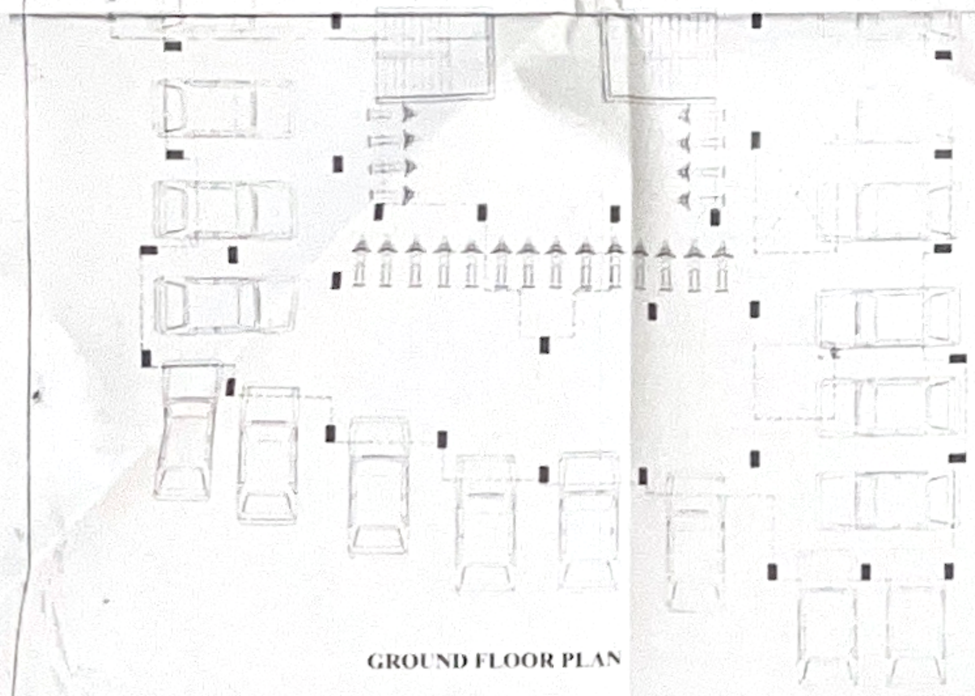

GROUND FLOOR PLAN

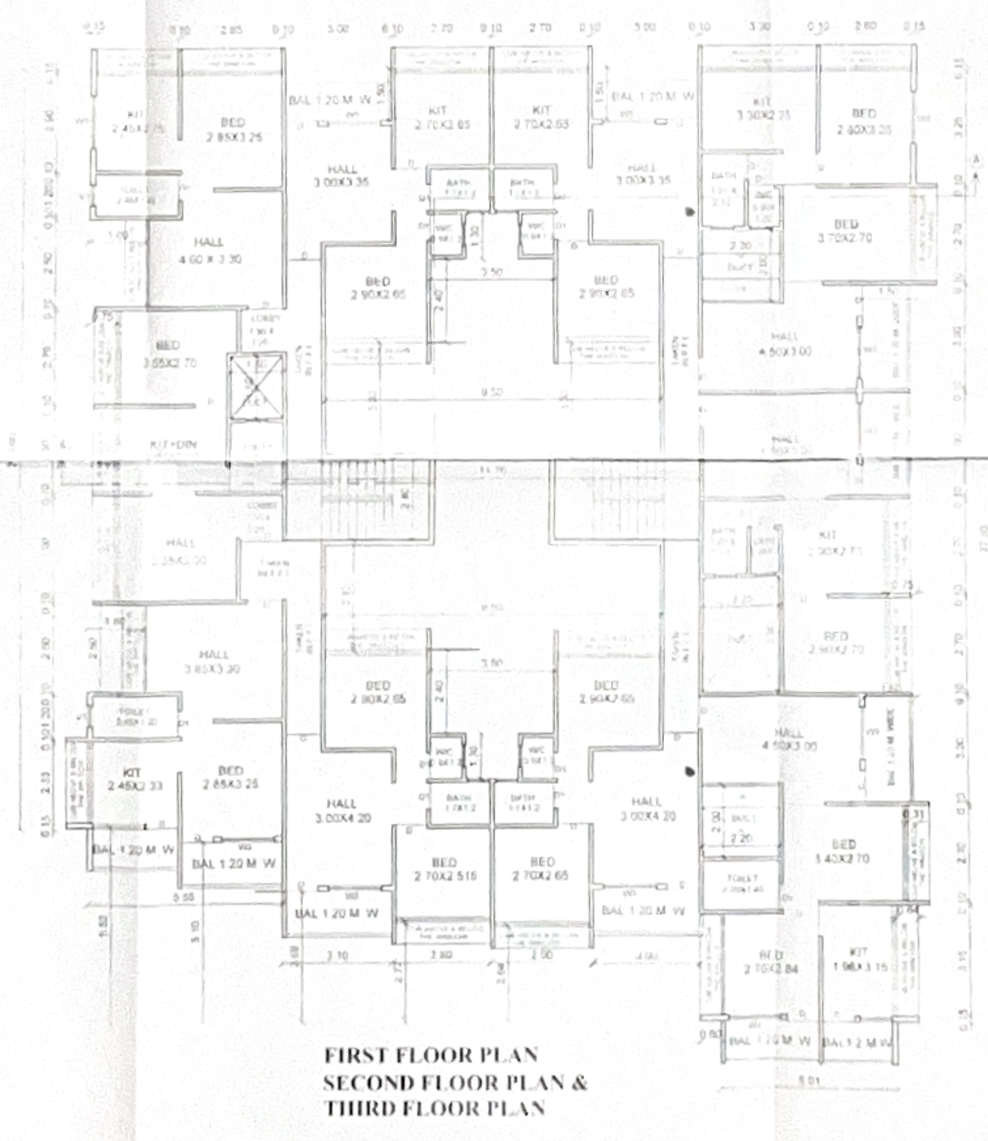

FIRST FLOOR PLAN
SECOND FLOOR PLAN &
THIRD FLOOR PLAN

FIRST FLOOR, SECOND FLOOR
& THIRD FLOOR B/UP
AREA CALCULATION
23.60 X 27.30 = 644.28 SQM
deduction
1) 2.10 X 5.52 = 14.90 SQM
2) 2.85 X 5.10 = 14.53 SQM
3) 3.10 X 3.69 = 11.43 SQM
4) 2.80 X 2.77 = 7.75 SQM
5) 2.90 X 2.64 = 7.65 SQM
6) 3.00 X 3.69 = 11.07 SQM
7) 0.60 X 3.00 = 1.80 SQM
8) 0.64 X 3.30 = 2.11 SQM
9) 0.31 X 2.90 = 0.89 SQM
10) 1.50 X 3.00 = 4.50 SQM
11) 0.75 X 5.70 = 4.275 SQM
12) 1.50 X 6.10 = 9.15 SQM
13) 3.00 X 1.50X2 = 9.00 SQM
14) 2.20 X 2.00X2 = 8.80 SQM
15) 2.25 X 3.30 = 7.425 SQM
16) 1.50 X 1.30X2 = 3.90 SQM
17) 3.50 X 2.40 = 8.40 SQM
18) 9.50 X 3.13 = 29.735 SQM
19) 11.70 X 2.40 = 28.08 SQM
20) 9.50 X 3.33 = 31.63 SQM
21) 3.50 X 2.40 = 8.40 SQM
22) 1.50 X 1.80 = 2.70 SQM
23) 1.00 X 2.50X2 = 5.00 SQM
24) 0.75 X 8.60 = 6.45 SQM
DED = 242.575 SQM
644.28 - 242.575 = 401.705 SQM
S.FLOOR B/UP AREA = 401.705 SQM

AREA STATEMENT

GROUND FLOOR B/UP AREA = 156.18 SQM
FIRST FLOOR B/UP AREA = 401.705 SQM
SECOND FLOOR B/UP AREA = 401.705 SQM
THIRD FLOOR B/UP AREA = 401.705 SQM
EXCESS BALCONY = 0.00 SQM
TOTAL B/UP AREA PROPOSED = 1361.295 SQM

ARTIFICIAL/MECHANICAL LIGHT & VENTILATION ARRANGEMENTS SHOULD BE PROVIDED TO W.C., BATH & TOILET.

PROPOSED AMALGAMATION & RESIDENTIAL BUILDING PLAN ON PLOT NO -81+ 82, IN S. NO - 304/1/2/1 AT- AMBADKHURD NASHIK. FOR – TRIMURTI BUILDCON PARTNERSHIP FIRM PARTNER . SHRI - M.P.KATHIRIYA. AND OTHER.

ENGINEERS SIGN	OWNERS SIGN
SHRI. A. N. JAMDAR	

ASHOK JAMDAR
Vijaya Consultants
BUILDING PLANNERS & DESIGNERS
10, Siddhi Park, Corporation Road
New pandit colony, Nashik -2.
ph 2574602.

job no.	DRN BY :-	Date	Scale
	SATISH	07/01/2012	1:100