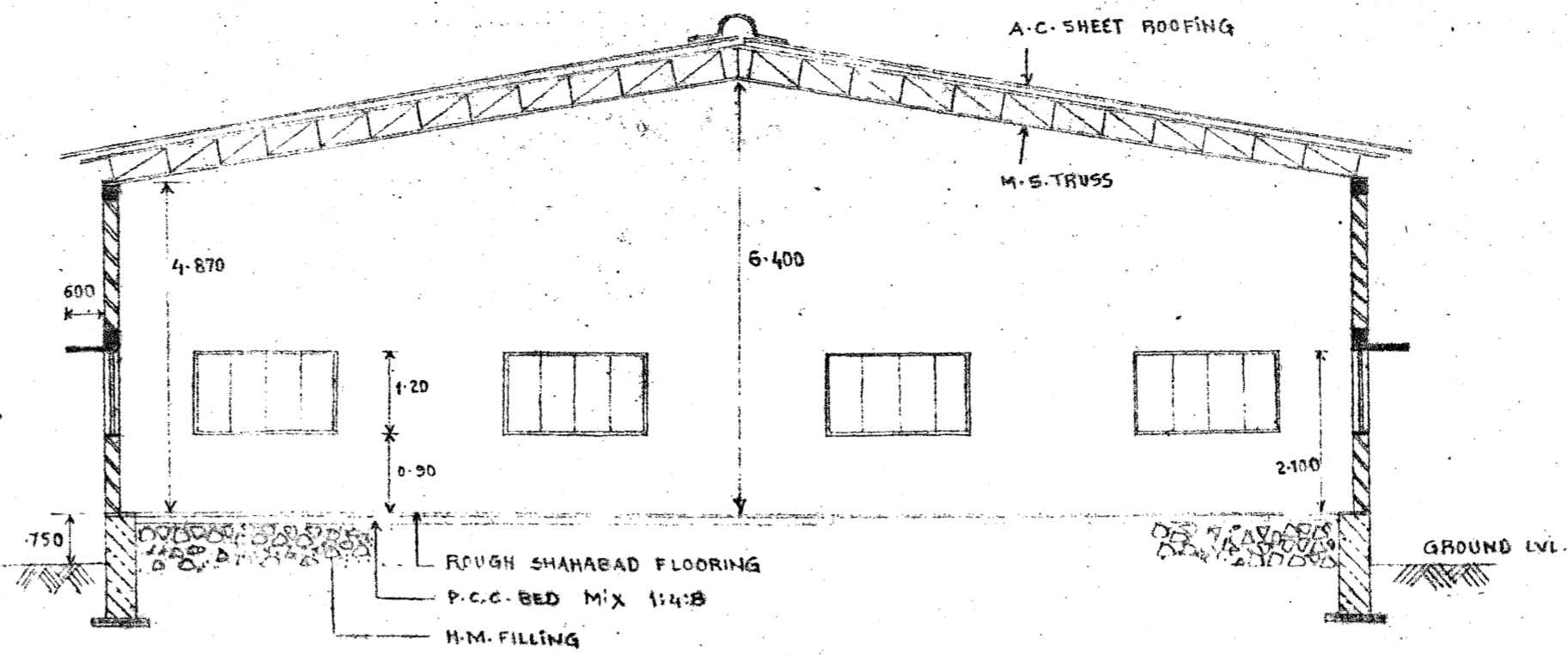


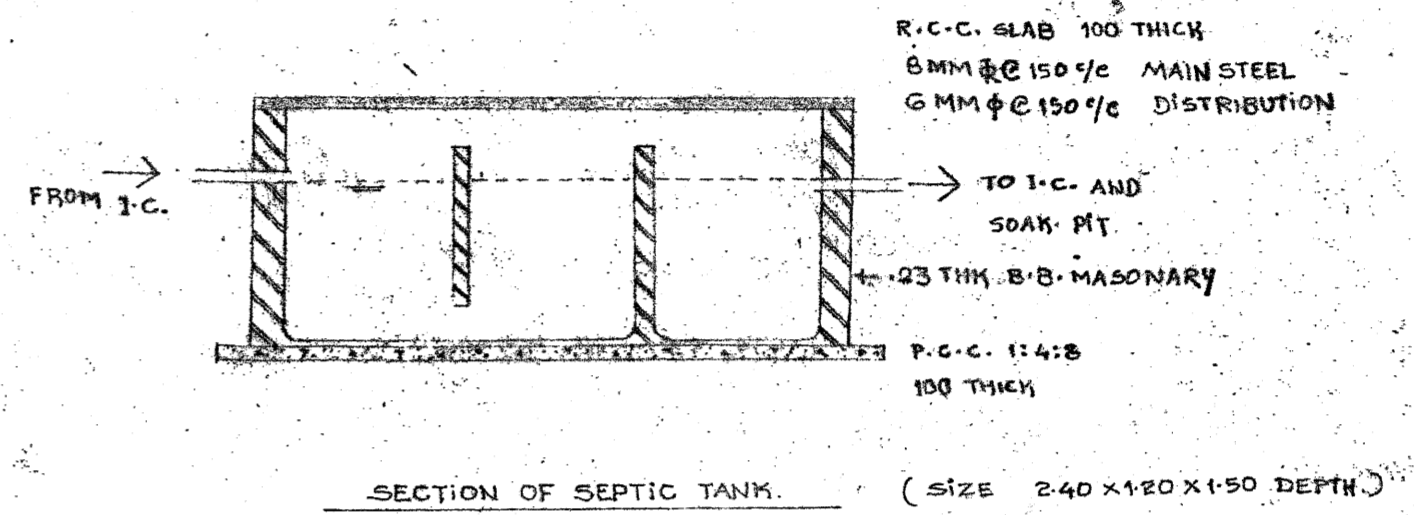
FRONT ELEVATION



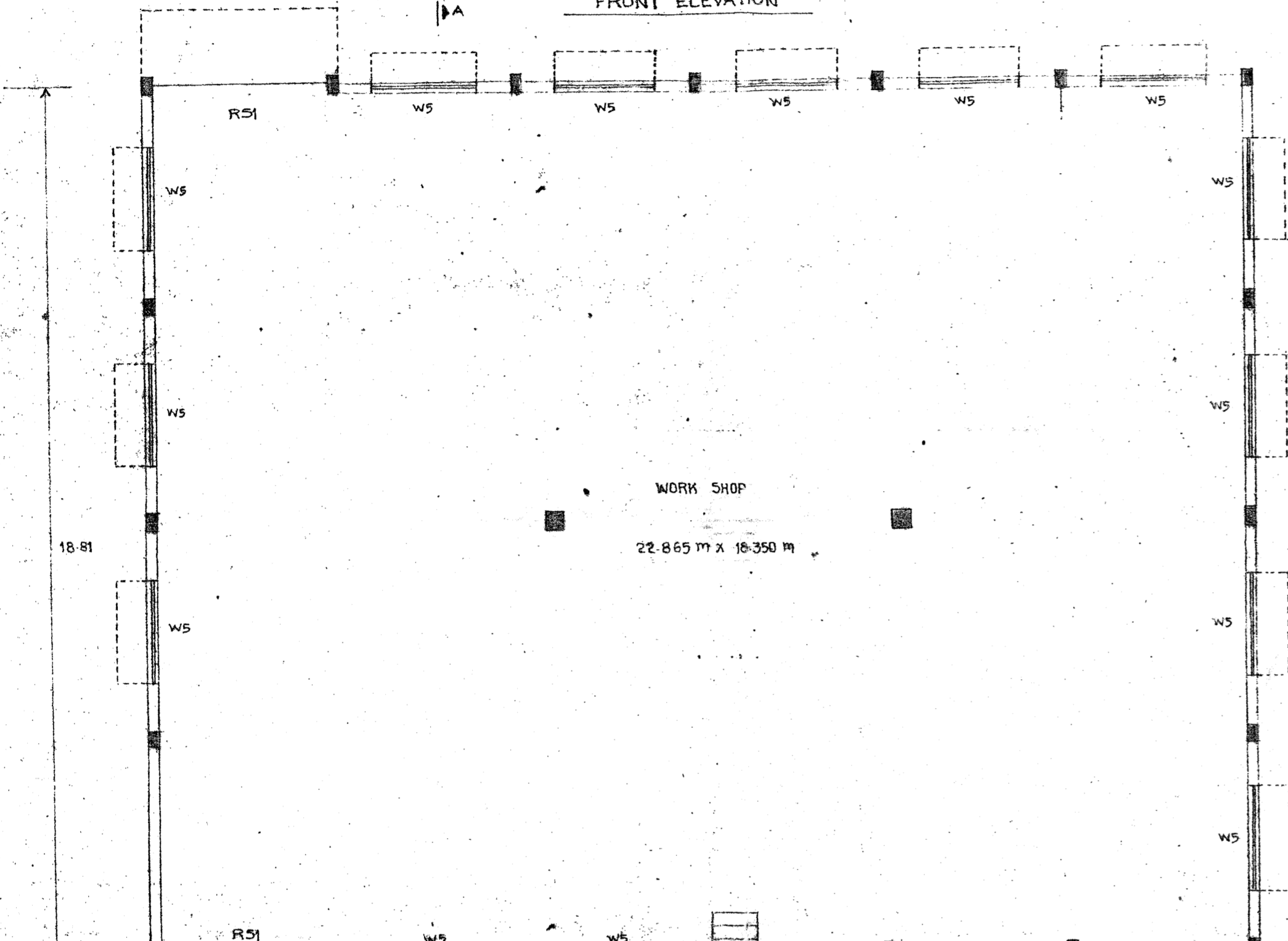
SECTION A-A

SCHEDULE OF DOORS AND WINDOWS

SR. NO.	TYPE	DESCRIPTION	SIZE	NOS
1	D1	T.W. FRAMED DOOR	1.00 X 2.10	3
2	D2	T.W. FRAMED FLUSH DOOR	0.90 X 2.10	5
3	D3	T.W. FRAMED FLUSH DOOR	0.75 X 2.10	2
4	RS1	M.S. ROLLING SHUTTER	3.62 X 3.00	2
5	W1	M.S. GLAZED WINDOW	1.20 X 1.20	4
6	W2	—	2.10 X 1.20	2
7	W3	M.S. LOUVERED WINDOW	0.60 X 0.90	2
8	W4	ALUMINIUM SLIDING WINDOW	1.83 X 1.20	3
9	W5	M.S. GLAZED WINDOW	2.10 X 1.20	14



SECTION OF SEPTIC TANK. (SIZE 2.40 X 1.20 X 1.50 DEPTH.)



WORK SHOP
22.865 m x 18.350 m

AREA CALCULATIONS :

$23.325 \times 18.81 = 438.743$
 $+ 4.917 \times 5.10 = 25.076$
 $+ 6.86 \times 13.46 = 92.336$
 = 556.155 sq.m
 DEDUCTIONS: $2 \times 3.35 \times 1.44 = 9.648$ sq.m
 TOTAL BUILT UP AREA = 546.507 sq.m

BRIEF SPECIFICATIONS :

R.C.C. FRAMED STRUCTURE
 HARD MURUM FOUNDATION STRATA
 STRUCTURAL STEEL ROOF TRUSSES FOR WORK SHOP
 A.C. SHEET ROOFING FOR WORK SHOP
 0.23 THICK U.C.F. MASONRY FOUNDATION WALL
 0.23 THICK B.B. MASONRY FOR EXTERNAL WALLS
 0.10 THICK B.B. MASONRY FOR INTERNAL WALLS
 SAND FACED CEMENT PLASTER EXTERNALLY
 NEERU FINISH INTERNALLY

GROUND FLOOR PLAN SCALE 1:100



संपूर्ण
 राजपंचायत मान्जरी

Ajay Shinde
 CONSULTING ENGINEER
 A-108, Margai Galli,
 Shivaji Peth, Kolhapur

PROPOSED BUILDING IN R.S.NO.468, MAUJE
 MANJARI, TAL. SANGOLA, DIST. SOLAPUR.
 FOR 'SHREE DHAN' PACKERS

SIGN OF OWNERS

JOB NO.

ORG. NO. 1

DATE:

2 SEPT '99

RATNADEEP CONSULTANTS

ARCHITECTS AND ENGINEERS

AJAY SHINDE
 A-108, MARGAI GALLI,
 SHIVAJI PETH, KOLHAPUR.

PHONE 620164