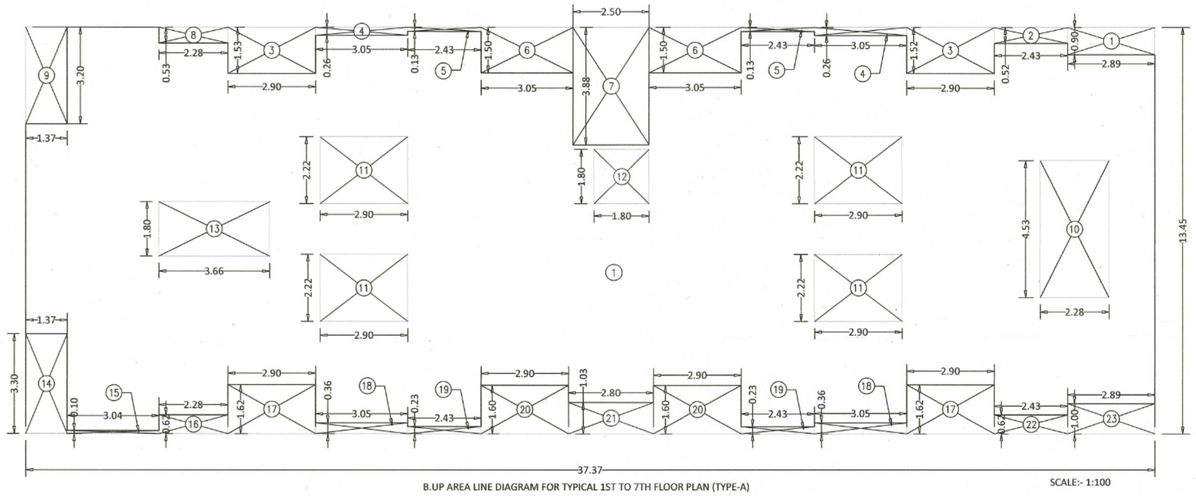

B.UP AREA LINE DIAGRAM FOR TYPICAL 1ST TO 7TH FLOOR PLAN (TYPE-A)

SCALE:- 1:100

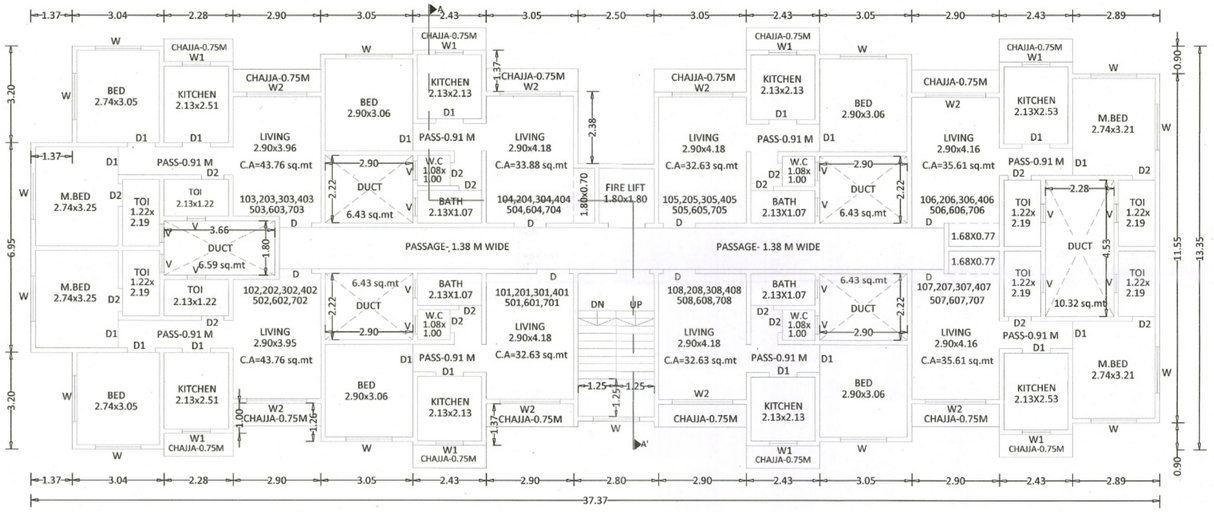

TYPICAL 1ST TO 7TH FLOOR PLAN OF BUILDING (TYPE-A)

SCALE-1:100

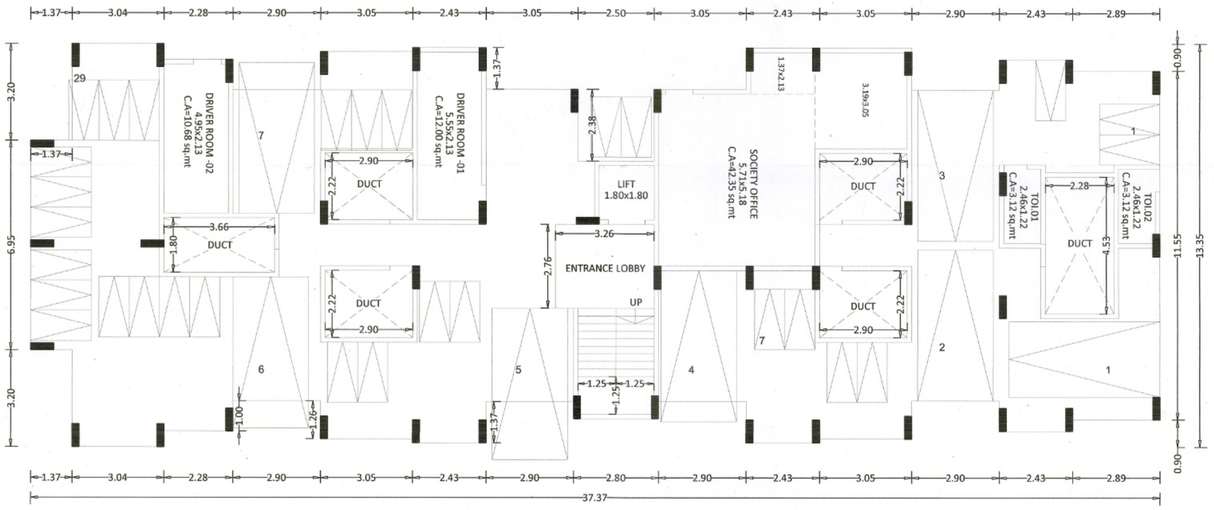

GR. FLOOR PLAN (BUILDING TYPE-A)

SCALE-1:100

BUILT UP AREA CALCULATION FOR BUILDING TYPE-A						
1	37.37 X 13.45 X 1 NO			=	502.63	SQ.MT.
	TOTAL ADDITION (X)			=	502.63	SQ.MT.
DEDUCTIONS						
1	2.89 X 0.90 X 1 NO			=	2.60	SQ.MT.
2	2.43 X 0.52 X 1 NO			=	1.29	SQ.MT.
3	2.90 X 1.52 X 2 NOS			=	8.87	SQ.MT.
4	3.05 X 0.26 X 2 NOS			=	1.65	SQ.MT.
5	2.43 X 0.13 X 2 NOS			=	0.68	SQ.MT.
6	3.05 X 1.50 X 2 NOS			=	9.21	SQ.MT.
7	2.50 X 3.88 X 1 NO			=	9.73	SQ.MT.
8	2.28 X 0.53 X 1 NO			=	1.21	SQ.MT.
9	1.37 X 3.20 X 1 NO			=	4.38	SQ.MT.
10	2.28 X 4.53 X 1 NO			=	10.33	SQ.MT.
11	2.90 X 2.22 X 4 NOS			=	25.75	SQ.MT.
12	1.80 X 1.80 X 1 NO			=	3.24	SQ.MT.
13	3.66 X 1.80 X 1 NO			=	6.59	SQ.MT.
14	1.37 X 3.30 X 1 NO			=	4.52	SQ.MT.
15	3.04 X 0.10 X 1 NO			=	0.30	SQ.MT.
16	2.28 X 0.62 X 1 NO			=	1.41	SQ.MT.
17	2.90 X 1.62 X 2 NOS			=	9.40	SQ.MT.
18	3.05 X 0.36 X 2 NOS			=	2.20	SQ.MT.
19	2.43 X 0.23 X 2 NOS			=	1.12	SQ.MT.
20	2.90 X 1.60 X 2 NOS			=	9.28	SQ.MT.
21	2.80 X 1.03 X 1 NO			=	2.88	SQ.MT.
22	2.43 X 0.62 X 1 NO			=	1.51	SQ.MT.
23	2.89 X 1.00 X 1 NO			=	2.89	SQ.MT.
	TOTAL DEDUCTION (Y1)			=	121.04	SQ.MT.
TOTAL BUILT UP AREA [X - Y1]				=	381.59	SQ.MT.

FORM OF STATEMENT-2 (P LINE) (TYPE-A)	
FLOOR	B.UP AREA sq.mt (Type-A)
Gr.FLR	101.90
1st.FLR	381.59
2nd.FLR	381.59
3rd.FLR	381.59
4th.FLR	381.59
5th.FLR	381.59
6th.FLR	381.59
7th.FLR	381.59
Total	2773.03

TOTAL CONSTRUCTION AREA CALCULATION (TYPE-A)	
FLOOR	B.UP AREA sq.mt (Type-A)
Gr.FLR	381.59
1st.FLR	381.59
2nd.FLR	381.59
3rd.FLR	381.59
4th.FLR	381.59
5th.FLR	381.59
6th.FLR	381.59
7th.FLR	381.59
Total	3052.72

BUILT UP AREA CALCULATION- TYPE-A GR. FLOOR					
SR. NO	NO		L	B	AREA IN SMT
1	NO-1	1.00	2.76	1.52	4.20
2	NO-2	1.00	2.76	1.52	4.20
3	NO-3	1.00	3.49	3.05	10.64
4	NO-4	1.00	1.52	2.43	3.69
5	NO-5	1.00	5.97	5.40	32.24
6	NO-6	1.00	1.95	1.95	3.80
7	NO-7	1.00	1.68	3.26	5.48
8	NO-8	1.00	1.40	3.40	4.76
9	NO-9	1.00	3.50	2.80	9.80
10	NO-10	1.00	5.80	2.40	13.92
11	NO-11	1.00	5.18	2.40	12.43
TOTAL					105.16
DEDUCTION					
12	NO-6A	1.00	1.80	1.80	3.24
GRAND TOTAL					101.92

VENTILATION STATEMENT FOR TYIPICAL 1ST TO 7TH FLOOR (TYPE A)									
SR. NO	BUILDING TYPE	FLOOR	FLAT NO.	FLAT TYPE	ROOM DETAILS	ROOM AREA (CARPET)	1/10 AREA OF ROOM SIZE	REQUIRED VENTILATION	PROPOSED VENTILATION
1	TYPE A	GR. FLOOR			SOCIETY OFFICE	42.35	4.24	4.24	4.68
					DRIVER ROOM-01	9.47	0.95	0.95	1.21
					TOI	2.28	0.23	0.23	0.45
					DRIVER ROOM-02	7.89	0.79	0.79	1.21
					TOI	2.59	0.26	0.26	0.45
					TOILET 1	3.12	0.31	0.31	0.45
					TOILET 2	3.12	0.31	0.31	0.45
1	TYPE A	1ST TO 7TH	102, 103	2BHK	LIVING	11.09	1.11	1.11	2.66
					KITCHEN	5.38	0.54	0.54	1.21
					BED	8.36	0.84	0.84	4.04
					M.BED	9.02	0.90	0.90	2.02
					TOILET 1	2.59	0.26	0.26	0.45
					TOILET 2	2.67	0.27	0.27	0.45
2	TYPE A	1ST TO 7TH	101, 104, 105, 108	1BHK	LIVING	12.28	1.23	1.23	2.66
					KITCHEN	4.53	0.45	0.45	1.21
					BED	8.86	0.89	0.89	2.02
					W.C	1.07	0.11	0.11	0.45
					BATH	2.28	0.23	0.23	0.45
3	TYPE A	1ST TO 7TH	106, 107	1BHK	LIVING	12.22	1.22	1.22	2.66
					KITCHEN	5.38	0.54	0.54	1.21
					M.BED	8.91	0.89	0.89	4.04
					TOILET 1	2.67	0.27	0.27	0.45
					TOILET 2	2.61	0.26	0.26	0.45

PARKING STATEMENT (BUILDING TYPE-A)								
Sr. No.	Parking Type	Req. as per Table-8B	For every two tenements with each tenement having carpet area equal to or above 40 sq.m. but less than 80 sq.m.	Total	Factor as per Table-8c	Total	Visitors Parking @5%	Total Required
1	Car	1	14/2X1	7	0.40	2.80	0.14	2.94
2	Two Wheeler	2	14/2X5	35.00	0.40	14.00	0.70	14.70
Sr. No.	Parking Type	Req. as per Table-8B	For every two tenements with each tenement having carpet area less than 40 sq.m. but more than 30 sq.m.	Total	Factor as per Table-8c	Total	Visitors Parking @5%	Total Required
1	Car	1	42/2X1	21.00	0.40	8.40	0.42	8.82
2	Two Wheeler	2	42/2X2	42.00	0.40	16.80	0.84	17.64
TOTAL							CAR	11.76
							Two Wheeler	32.34

TENAMENT STATEMENT (TYPE-A)			
FLOOR	C.A =30 to 40 sq.mt	C.A =40 to 80 sq.mt	TOTAL
1st.FLR	6	2	8.00
2nd.FLR	6	2	8.00
3rd.FLR	6	2	8.00
4th.FLR	6	2	8.00
5th.FLR	6	2	8.00
6th.FLR	6	2	8.00
7th.FLR	6	2	8.00
Total	42.00	14.00	56.00

FORM OF STATEMENT -3 (CARPET AREA) FOR TYPICAL FIRST TO SEVENTH FLOOR FOR BLDG TYPE-A	
FLAT NO.	AREA IN SQ.MT
101,201,301,401, 501,601,701	32.63 SQ.MT
102,202,302,402, 502,602,702	43.76 SQ.MT
103,203,303,403, 503,603,703	43.76 SQ.MT
104,204,304,404, 504,604,704	33.88 SQ.MT
105,205,305,405, 505,605,705	32.63 SQ.MT
106,206,306,406, 506,606,706	35.61 SQ.MT
107,207,307,407, 507,607,707	35.61 SQ.MT
108,208,308,408, 508,608,708	32.63 SQ.MT
TOTAL NO. OF UNITS = 56	

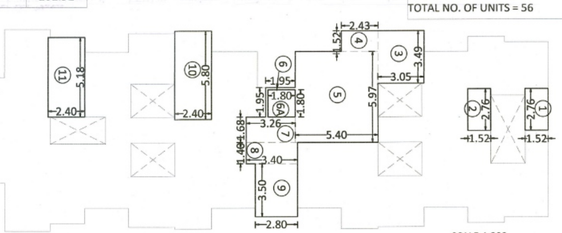

BUILT UP AREA(P LINE) LINE DIAGRAM FOR GR. FLOOR PLAN (BUILDING TYPE-A)

SCALE-1:200

SCHEDULE OF DOOR AND WINDOW- TYPE-A	
(WOODEN DOOR) D = 1.06 X 2.44	(ALUMINIUM SLIDING WINDOW) W1 = 0.91 X 1.33
(WOODEN DOOR) D1 = 0.91 X 1.98	(FRENCH SLIDING WINDOW) W2 = 2.00 X 1.33
(WOODEN DOOR) D2 = 0.76 X 1.98	V = 0.76 X 0.60
(ALUMINIUM SLIDING WINDOW) W = 1.52 X 1.33	

Stamps Of Approval Of Plans | SHEET-03/08

PROPOSED RESIDENTIAL PLAN FOR GROUP HOUSING ON LAND BEARING GUT NO 161,162 MAUJE VANGANI TALUKA -AMBERNATH DIST-THANE

या कार्यालयाचे पत्र क्र. विरो/रेखांकन/कांप/मौ.वांगणी/ वा.अंबरनाथ उसंबणे/०५०९८ दिनांक २१०८/२०२ नगरीय वसतीनां अधीन राहून हिरव्या रंगाचे दुरुस्ती सुचविल्याप्रमाणे रहिवास व वाणिज्य वापरासाठी नकाशाला मंजूरीसाठी शिफारस.

नगर रचना आणि सुल्यनियंत्रण विभाग ठाणे शाखा

सहायक संचालक, नगर रचना, ठाणे.

Certificate of Area:

Certified that the plot under reference was surveyed by me on 28/12/2021 and the dimensions of sides etc. of plot stated on plan are as measured on site and the area so worked out as per triangulation method is less than the area stated in 7/12 extract.We are considering the area as per triangulation.

MANDAR JAYANT LELE
Consulting Civil Engineer
Lic No. STATE/R/2022/APL/00148
Consulting Engineer Signature

Owner's Declaration – I undersigned hereby confirm that I would abide by plans approved by Authority / Collector. I would execute the structure as per approved plans. Also I would execute the work under supervision of proper technical person so as to ensure the quality and safety at the work site.I hereby also declare that if any dispute arise about ownedship/third party interest/ right & easement right acess road such dispute will be settled by me with my own expenses.

Name Of Owner:-HERAMB ENTERPRISES THROUGH ITS PARTNERS 1)MR.GANESH MADHUKAR DESHMUKH 2) MR. PRAKASH BARKU GAVALI AND MR. SUBHASH SITARAM CHOUDHARI THROUGH ITS P.O.A. HERAMB ENTERPRISES THROUGH ITS PARTNERS 1) MR.GANESH MADHUKAR DESHMUKH AND 2) MR. PRAKASH BARKU GAVALI

MR.GANESH MADHUKAR DESHMUKH

MR. PRAKASH BARKU GAVALI

PROJECT CONSULTANT:-

Lele Infratech Private Limited
Office No. 209 & 210, 2nd Floor, Konark Arcade,
Next to Bhiwandi Nizampur Municipal Corporation,
Opp. Tahsildar Office, Bhiwandi
+91 2522 238100 | info@lelegroup.org

Job NO.	Drg No.	Date	Scale	Drawn By	Checked By	License no. of Engineer
		05/08/2022	As Shown	N.Arfat	N.Arfat	STATE/R/2022/APL /ENGR/00148