DRAWING FOR BUILDING PERMISSION	SHEET NO. 03/06

STAMP OF APPROVAL

APPROVED SUBJECT TO THE CONDITIONS MENTIONED IN This Office Letter

No. CIDCO/BP-18564/TPO(NM & K)/2023/10973

Dtd. 03 Jul 2023

Signature valid

CONTENT : FIFTH FLOOR PLAN ,SIXTH FLOOR PLAN & CAL'N.

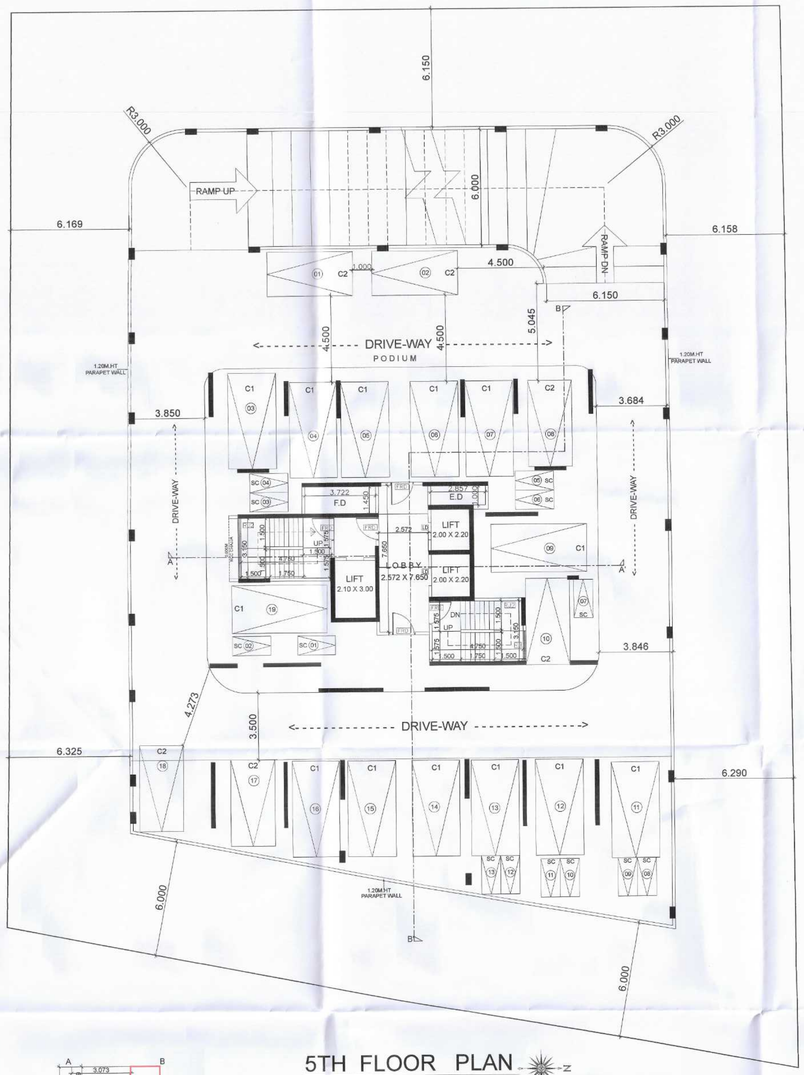

5TH FLOOR PLAN

SCALE - 1 : 100

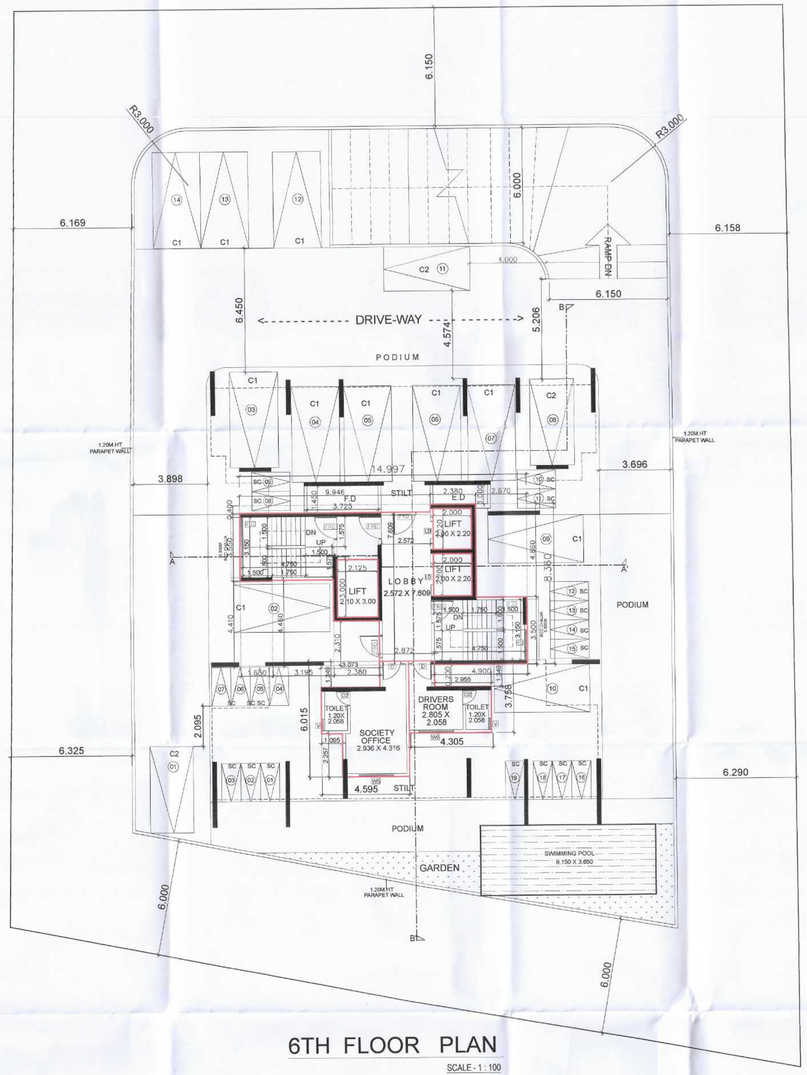

6TH FLOOR PLAN

SCALE - 1 : 100

SCHEDULE OF MAXIMUM AREA LIGHT AND VENTILATION					
ROOM	TENEMENT NUMBER	CARPET AREA	WINDOW TYPE	L&V REQUIRED	L&V PROVIDED
1	3	4	5	6 = 4 / 6	6
LIVING	701	15.769	W	2.628	4.680
KITCHEN	701	5.774	W3	0.962	1.440
BEDROOM -01	701	9.068	W1	1.511	2.160
BEDROOM -02	701	11.196	W2	1.866	3.780
TOILET -01	701	3.368	V	0.561	0.600
TOILET -02	701	2.583	V	0.431	0.600

SCHEDULE OF MINIMUM AREA LIGHT AND VENTILATION					
ROOM	TENEMENT NUMBER	CARPET AREA	WINDOW TYPE	L&V REQUIRED	L&V PROVIDED
1	3	4	5	6 = 4 / 6	6
LIVING	703	14.793	W	2.466	4.680
KITCHEN	703	5.144	W3	0.857	1.440
BEDROOM -01	703	8.311	W1	1.385	2.160
BEDROOM -02	703	11.746	W2	1.958	3.120
TOILET -01	703	3.368	V	0.561	0.600
TOILET -02	703	2.782	V	0.464	0.600

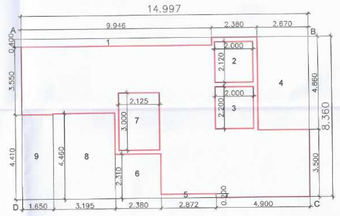

AREA DIAGRAM OF 6TH FLOOR

SCALE : 1:100

6TH FLOOR AREA CALCULATION						
SR. NO.	NUMBER	NUMBER OF	1/2	BASE (M)	HEIGHT (M)	AREA (SQM)
1	2	3	4	5	6	(7) = (3)X(4)X(5)X(6)
1	A	1.00	1.00	14.997	8.360	125.375
					TOTAL ADDITION	125.375
	DEDUCTION					
2	1	1.00	1.00	9.946	0.400	4.000
3	2	1.00	1.00	2.000	2.120	4.240
4	3	1.00	1.00	2.000	2.200	4.400
5	4	1.00	1.00	2.670	4.860	12.976
6	5	1.00	1.00	2.872	0.200	0.574
7	6	1.00	1.00	2.380	2.310	5.498
8	7	1.00	1.00	2.125	3.000	6.375
9	8	1.00	1.00	3.195	4.460	14.250
10	9	1.00	1.00	1.650	4.410	7.277
					TOTAL DEDUCTION	59.590
					TOTAL BUILT UP AREA 6TH FLOOR	65.852

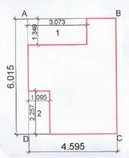

AREA DIAGRAM OF SOCIETY OFFICE @ SIXTH FLOOR

SCALE - 1:100

SOCIETY OFFICE AREA CALCULATION						
SR. NO.	NUMBER	NUMBER OF	1/2	BASE (M)	HEIGHT (M)	AREA (SQM)
1	2	3	4	5	6	(7) = (3)X(4)X(5)X(6)
1	A	1.00	1.00	4.595	6.015	27.639
	DEDUCTION					
2	1	1.00	1.00	3.073	1.349	4.145
3	2	1.00	1.00	1.095	2.257	2.471
					TOTAL DEDUCTION	6.616
TOTAL BUILT UP AREA OF SOCIETY OFFICE @ SIXTH FLOOR						21.023

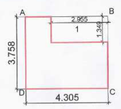

AREA DIAGRAM OF DRIVER ROOM @ SIXTH FLOOR

SCALE 1:100

DRIVER ROOM AREA CALCULATION						
SR. NO.	NUMBER	NUMBER OF	1/2	BASE (M)	HEIGHT (M)	AREA (SQM)
1	2	3	4	5	6	(7) = (3)X(4)X(5)X(6)
1	A	1.00	1.00	4.305	3.758	16.178
	DEDUCTION					
2	1	1.00	1.00	2.955	1.349	3.986
					TOTAL DEDUCTION	3.986
TOTAL BUILT UP AREA OF DRIVER ROOM @ SIXTH FLOOR						12.192

NAME & SIGNATURE OF OWNER

Through its Authorized Director
Mr. Chunilal Budhaji Choudhary & Other 1

FOR M/s. Varsha Buildcon

CIDCO PROPOSAL DRAWING

DATE	JOB NO.	DRG NO.	SCALE	DRAWN BY	CHECKED BY
20/06/2023	DPT/PD/13	PD-R5	AS SHOWN AS	VP	------

DESCREIPTION OF PROPOSAL AND PROPERTY

PROPOSED RESIDENTIAL & COMMERCIAL BUILDING ON , PLOT NO.56, SECTOR-34A, KHARGHAR, NAVI MUMBAI.

NORTH

SIGNATURE, NAME OF LICENSED ARCHITECT

AR. DEEPAK THAKARE
CA/92/14485

ADDRESS OF LICENSED ARCHITECT

DPT DEEPAK P. THAKARE
ARCHITECT & ENGINEER
SHREE NANDDHAM BLDG.,
A-008 PLOT NO.56, SECTOR-11,
CBD BELAPUR,NAVI MUMBAI 400614
PH. 27580241, 27582262 FAX-27580240