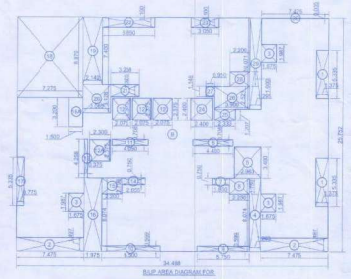

B/UP AREA DIAGRAM FOR
8TH, 13TH, 18TH, 23RD, 28TH, 33RD, 38TH FLOOR
(REFUGE FLOOR) SCALE - 1:200

BUILT UP AREA CALCULATION OF REFUGE FLOOR				
A	34.488 X 25.752 X 1 NO		=	888.130 SQ.MT
	TOTAL ADDITION		=	888.130 SQ.MT X
DEDUCTIONS				
1	1.375 X 5.335 X 2 NOS		=	14.671 SQ.MT
2	7.475 X 1.499 X 2 NOS		=	22.398 SQ.MT
3	1.675 X 1.587 X 3 NOS		=	8.185 SQ.MT
4	1.263 X 8.074 X 1 NO		=	10.197 SQ.MT
5	2.963 X 3.460 X 1 NO		=	10.252 SQ.MT
6	4.400 X 0.709 X 1 NO		=	3.120 SQ.MT
7	1.860 X 0.750 X 1 NO		=	1.395 SQ.MT
8	2.250 X 1.750 X 1 NO		=	3.938 SQ.MT
9	5.750 X 0.599 X 1 NO		=	3.444 SQ.MT
10	6.500 X 0.599 X 1 NO		=	3.893 SQ.MT
11	4.050 X 0.709 X 1 NO		=	2.871 SQ.MT
12	2.475 X 2.375 X 3 NOS		=	14.784 SQ.MT
12A	2.300 X 2.375 X 1 NOS		=	5.463 SQ.MT
13	0.37 X 4.258 X 1 NO		=	1.573 SQ.MT
14	2.625 X 0.750 X 1 NO		=	1.969 SQ.MT
15	2.200 X 1.750 X 1 NO		=	3.850 SQ.MT
16	1.975 X 8.074 X 1 NO		=	15.946 SQ.MT
17	0.775 X 5.335 X 1 NO		=	4.135 SQ.MT
18	7.275 X 8.875 X 1 NO		=	64.528 SQ.MT
19A	1.500 X 3.200 X 1 NO		=	4.800 SQ.MT
19	2.142 X 7.400 X 1 NO		=	15.851 SQ.MT
20	3.085 X 3.128 X 1 NO		=	9.650 SQ.MT
21	3.228 X 1.323 X 1 NO		=	4.244 SQ.MT
22	5.650 X 1.100 X 1 NO		=	6.438 SQ.MT
23	3.050 X 1.100 X 1 NO		=	3.355 SQ.MT
24	2.400 X 2.400 X 1 NO		=	5.760 SQ.MT
25	2.333 X 1.200 X 1 NO		=	2.816 SQ.MT
26	3.600 X 2.521 X 1 NO		=	9.932 SQ.MT
27	0.950 X 1.146 X 1 NO		=	1.091 SQ.MT
28	2.200 X 1.600 X 1 NO		=	3.520 SQ.MT
29	1.298 X 10.071 X 1 NO		=	13.052 SQ.MT
30	7.475 X 0.035 X 1 NO		=	0.262 SQ.MT
	TOTAL DEDUCTION		=	279.094 SQ.MT Y
TOTAL BUILT UP AREA [X - Y1]			=	609.041 SQ.MT X
TOTAL BUILT UP AREA BY P-LINE			=	609.04 SQ.MT

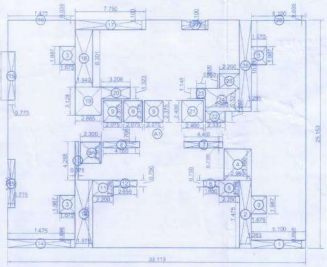

B/UP AREA DIAGRAM FOR 1ST FLOOR
SCALE - 1:200

BUILT UP AREA CALCULATION OF 1ST FLOOR				
A1	33.113 X 25.153 A 1 NO		=	832.891 SQ.MT
	TOTAL ADDITION		=	832.891 SQ.MT J
DEDUCTIONS				
1	0.700 X 0.898 X 1 NO		=	0.476 SQ.MT
2	1.263 X 7.475 X 1 NO		=	9.441 SQ.MT
3	1.675 X 1.587 X 4 NOS		=	13.313 SQ.MT
4	2.963 X 3.460 X 1 NO		=	10.252 SQ.MT
5	2.250 X 1.750 X 1 NO		=	3.938 SQ.MT
6	1.650 X 0.750 X 1 NO		=	1.238 SQ.MT
7	4.400 X 0.709 X 1 NO		=	3.120 SQ.MT
8	4.050 X 0.709 X 1 NO		=	2.871 SQ.MT
9	2.075 X 2.375 X 3 NOS		=	14.784 SQ.MT
9A	2.300 X 2.375 X 1 NOS		=	5.463 SQ.MT
10	0.606 X 4.258 X 1 NO		=	2.578 SQ.MT
11	2.200 X 1.750 X 1 NO		=	3.850 SQ.MT
12	1.950 X 0.750 X 1 NO		=	1.463 SQ.MT
13	1.975 X 7.475 X 1 NO		=	14.763 SQ.MT
14	1.475 X 0.898 X 1 NO		=	1.324 SQ.MT
15	0.775 X 5.335 X 2 NOS		=	8.269 SQ.MT
16	7.475 X 0.035 X 1 NO		=	0.262 SQ.MT
17	7.792 X 1.100 X 1 NO		=	8.571 SQ.MT
18	1.942 X 6.301 X 1 NO		=	12.237 SQ.MT
19	3.985 X 3.127 X 1 NO		=	12.461 SQ.MT
20	2.208 X 1.323 X 1 NO		=	4.244 SQ.MT
21	2.400 X 2.400 X 1 NO		=	5.760 SQ.MT
22	2.333 X 1.200 X 1 NO		=	2.816 SQ.MT
23	1.050 X 1.146 X 1 NO		=	1.091 SQ.MT
24	3.900 X 2.521 X 1 NO		=	9.832 SQ.MT
25	2.200 X 1.600 X 1 NO		=	3.520 SQ.MT
26	1.298 X 10.071 X 1 NO		=	13.052 SQ.MT
27	1.050 X 1.100 X 1 NO		=	3.355 SQ.MT
28	6.108 X 0.035 X 1 NO		=	0.213 SQ.MT
	TOTAL DEDUCTION		=	181.56 SQ.MT Y1
TOTAL BUILTUP AREA [X - Y1]			=	651.330 SQ.MT J1
TOTAL BUILTUP AREA BY P-LINE			=	651.33 SQ.MT

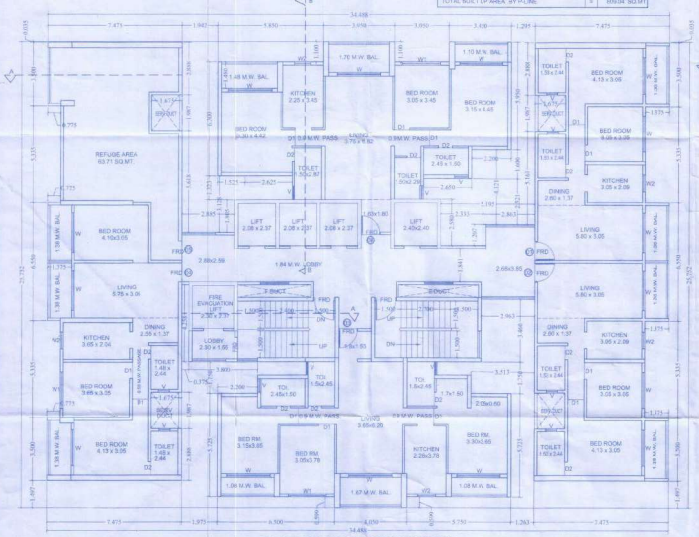

8TH, 13TH, 18TH, 23RD, 28TH, 33RD,38TH FLOOR PLAN
(REFUGE FLOOR) SCALE - 1:100

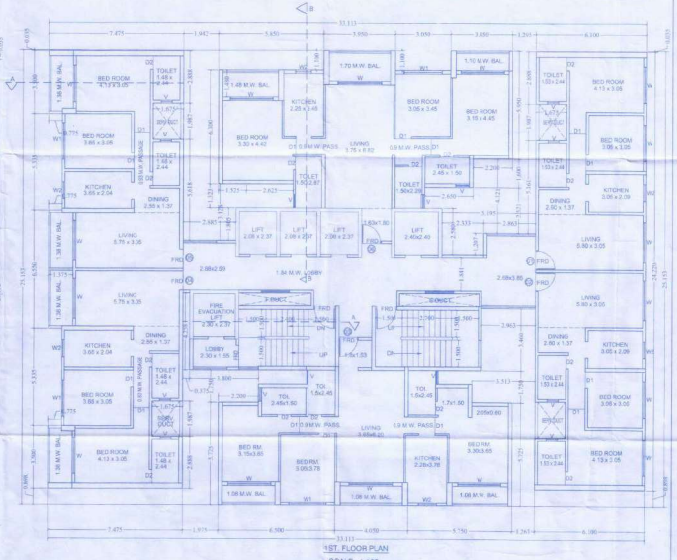

1ST FLOOR PLAN
SCALE - 1:100

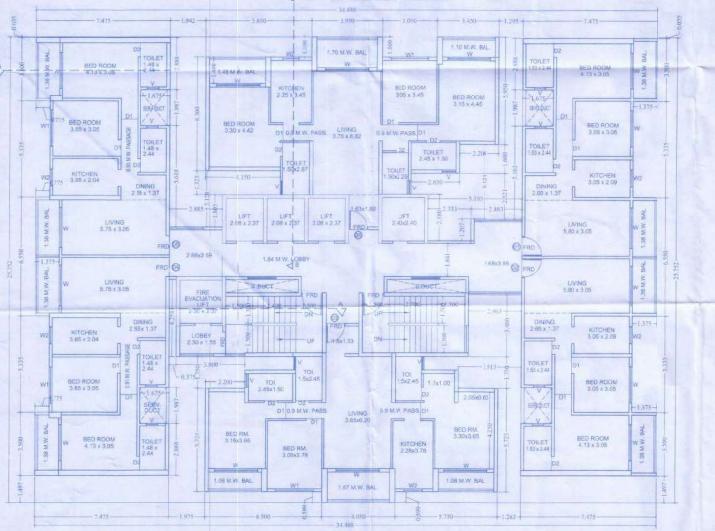

TYPICAL FLOOR PLAN
2ND TO 7TH, 9TH TO 12TH, 14TH TO 17TH, 19TH TO 22ND, 24TH TO 27TH,
29TH TO 32ND, 34TH TO 37TH,39th TO 41st FLOOR PLAN
SCALE - 1:100

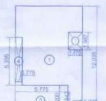

B/UP AREA DIAGRAM OF REFUGE AREA
SCALE - 1:200

BUILT UP AREA CALCULATION OF REFUGE AREA				
1	7.475 X 12.035 X 1 NO		=	89.962 SQ.MT
	TOTAL ADDITION		=	89.962 SQ.MT X
DEDUCTIONS				
1	1.675 X 1.587 X 1 NO		=	2.659 SQ.MT
2	0.200 X 1.542 X 1 NO		=	0.308 SQ.MT
3	5.775 X 3.200 X 1 NO		=	18.480 SQ.MT
4	0.775 X 5.335 X 1 NO		=	4.135 SQ.MT
	TOTAL DEDUCTION		=	26.281 SQ.MT Y1
TOTAL BUILT UP AREA [X - Y1]			=	63.711 SQ.MT X1
REFUGE AREA [AS PER P-LINE]			=	63.71 SQ.MT

REQUIRED REFUGE AREA	
B/UP AREA OF TWO CONSECUTIVE FLOORS	
[872.33 X 2]	= 108.12 SQ.MT
+ 1344.60 / 12.5	= 12.80 SQ.MT
+ 107.57 SQ.MT X 0.3	= 32.27 SQ.MT
MAXIMUM PERMISSIBLE REFUGE AREA [FREE OF FSI] 12.27 + 2 TIMES	= 54.54 SQ.MT
PROPOSED REFUGE AREA	= 63.71 SQ.MT
EXCESS REFUGE AREA TAKEN IN FSI=	NILL

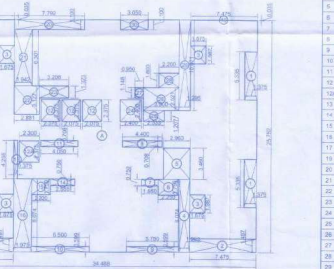

B/UP AREA DIAGRAM FOR TYPICAL FLOOR
2ND TO 7TH, 9TH TO 12TH, 14TH TO 17TH, 19TH TO 22ND, 24TH TO 27TH,
29TH TO 32ND, 34TH TO 37TH, 39th TO 41st FLOOR
SCALE - 1:200

BUILT UP AREA CALCULATION OF TYPICAL FLOORS				
A	34.488 X 25.752 A 1 NO		=	888.130 SQ.MT
	TOTAL ADDITION		=	888.130 SQ.MT X
DEDUCTIONS				
1	1.375 X 5.335 X 2 NOS		=	14.671 SQ.MT
2	7.475 X 1.499 X 2 NOS		=	22.398 SQ.MT
3	1.675 X 1.587 X 4 NOS		=	13.313 SQ.MT
4	1.263 X 8.074 X 1 NO		=	10.197 SQ.MT
5	2.963 X 3.460 X 1 NO		=	10.252 SQ.MT
6	2.250 X 1.750 X 1 NO		=	3.938 SQ.MT
7	1.860 X 0.750 X 1 NO		=	1.395 SQ.MT
8	4.400 X 0.709 X 1 NO		=	3.120 SQ.MT
9	5.750 X 0.599 X 1 NO		=	3.444 SQ.MT
10	6.500 X 0.599 X 1 NO		=	3.893 SQ.MT
11	4.050 X 0.709 X 1 NO		=	2.871 SQ.MT
12	2.475 X 2.375 X 3 NOS		=	14.784 SQ.MT
12A	2.300 X 2.375 X 1 NOS		=	5.463 SQ.MT
13	0.38 X 4.258 X 1 NO		=	1.573 SQ.MT
14	2.625 X 0.750 X 1 NO		=	1.969 SQ.MT
15	2.200 X 1.750 X 1 NO		=	3.850 SQ.MT
16	1.975 X 8.074 X 1 NO		=	15.946 SQ.MT
17	0.775 X 5.335 X 2 NOS		=	8.269 SQ.MT
19	7.475 X 0.035 X 2 NOS		=	0.525 SQ.MT
20	7.792 X 1.100 X 1 NO		=	8.571 SQ.MT
21	1.942 X 6.301 X 1 NO		=	12.237 SQ.MT
22	2.981 X 3.127 X 1 NO		=	9.936 SQ.MT
23	3.208 X 1.323 X 1 NO		=	4.244 SQ.MT
24	2.400 X 2.400 X 1 NO		=	5.760 SQ.MT
25	2.333 X 1.200 X 1 NO		=	2.816 SQ.MT
26	3.900 X 2.521 X 1 NO		=	9.832 SQ.MT
27	0.950 X 1.146 X 1 NO		=	1.091 SQ.MT
28	2.200 X 1.600 X 1 NO		=	3.520 SQ.MT
29	1.298 X 10.071 X 1 NO		=	13.052 SQ.MT
30	3.050 X 1.100 X 1 NO		=	3.355 SQ.MT
	TOTAL DEDUCTION		=	215.349 SQ.MT Y1
TOTAL BUILT UP AREA [X - Y1]			=	672.317 SQ.MT X1
TOTAL BUILT UP AREA BY P-LINE			=	672.77 SQ.MT

DOOR & WINDOW SCHEDULE		
NO.	SIZE	
FRD	1.20 X 2.10	FIRE RATED DOOR
D-1	1.05 X 2.10	T.W. PLYWD DOOR
D1	0.90 X 2.10	T.W. PLYWD DOOR
D2	0.75 X 2.10	T.W. PLYWD DOOR
W	1.05 X 2.10	ALUMINIUM GLAZED WINDOW
W1	2.75 X 2.10	ALUMINIUM GLAZED WINDOW
W2	1.80 X 2.10	ALUMINIUM GLAZED WINDOW
W3	1.50 X 2.10	ALUMINIUM GLAZED WINDOW
W4	1.20 X 2.10	ALUMINIUM GLAZED WINDOW
W5	0.90 X 2.10	ALUMINIUM GLAZED WINDOW
V	0.60 X 2.10	LOUVERED VENTILATOR

PROFORMA - B

CONTENTS OF SHEET 0/5

1ST, TYPICAL & REFUGE FLOOR PLANS, B/UA AREA DIAGRAM & CALCULATIONS, REFUGE AREA DIAGRAM & CALCULATIONS, DOOR & WINDOW SCHEDULE, ETC.

BUILDING NO.2
GR./ST. + 41st FLOORS.

STAMP OF APPROVAL OF PLANS

Plans are approved Subject to conditions
Provisional Permit No. V.P. 865/2018/22
Date 23/12/2022 Valid Upto 23/12/2022

Deputy Engineer (TDR) — Executive Engineer (TDR)
Thane Municipal Corporation
The City of Thane

सावधान
"मंजूर नकाशाप्रमाणे बांधकाम न करणे तसेच विकास निर्माण नियमावलीतील अन्यायकारक तरतुदीस आव्हान देणे किंवा न्यायालय प्रकरण करणे, म्हणजेच बांधकाम व इतर प्रकार जसे की,जिन्याची जागा बंदिस्त करणे, अनुज्ञेय असलेल्या चटईक्षेत्रा व्यतिरिक्त जादा चटई क्षेत्राचा वापर करणे हे गंभीर गुन्हे आहेत. त्याबाबत महापालिका अधिनियम व इतर कायदे यांचे उल्लंघन केले असता ते गुन्हे ठरतील."

DESCRIPTION OF PROPOSAL
PROPOSED BUILDING ON PLOT BEARING
G.NO.2/2, 2/5, 7/1 & 7/2
AT CHITALSAR MANPADA, THANE (W)

ADDRESS OF DEVELOPER
DHRUVA WOOLLEN MILLS PVT LTD
Ratwal Omkar Square I 5th Floor I Off
Eastern Express Highway I Sion
Mumbai - 400 022 I Tel: 61133000 I Direct: 61133216

NAME & SIGNATURE OF OWNER / P.D.A.HOLDER

DIRECTOR/ AUTHORIZED SIGNATORY
M/S DHRUVA WOOLEN MILLS PVT.LTD.

ARCHITECT

ARCHITECTS & ASSOCIATES VALLEE INTERIORS
102, Konark Towers, Opp. Subhash Temple,Ghatkopar(E),
Mumbai (M) - 400075. Tel.: 25150621/25151131/25164467
shashikant@shashikant@yahoo.com
shashikant@shashikant@vsnl.com

ARCHITECT/ LICENSED ENGINEER/ SUPERVISOR NAME AND SIGNATURE

JOB NO.	DRAWN BY : NIKHIL	SCALE : 1:100
DRAWING NO. 0/5	CHECKED BY : DINESH	
REGISTRATION NO. OF ARCHITECT/ LICENSE NO. OF LICENSED ENGINEER/ SUPERVISOR	CA/75/35282	