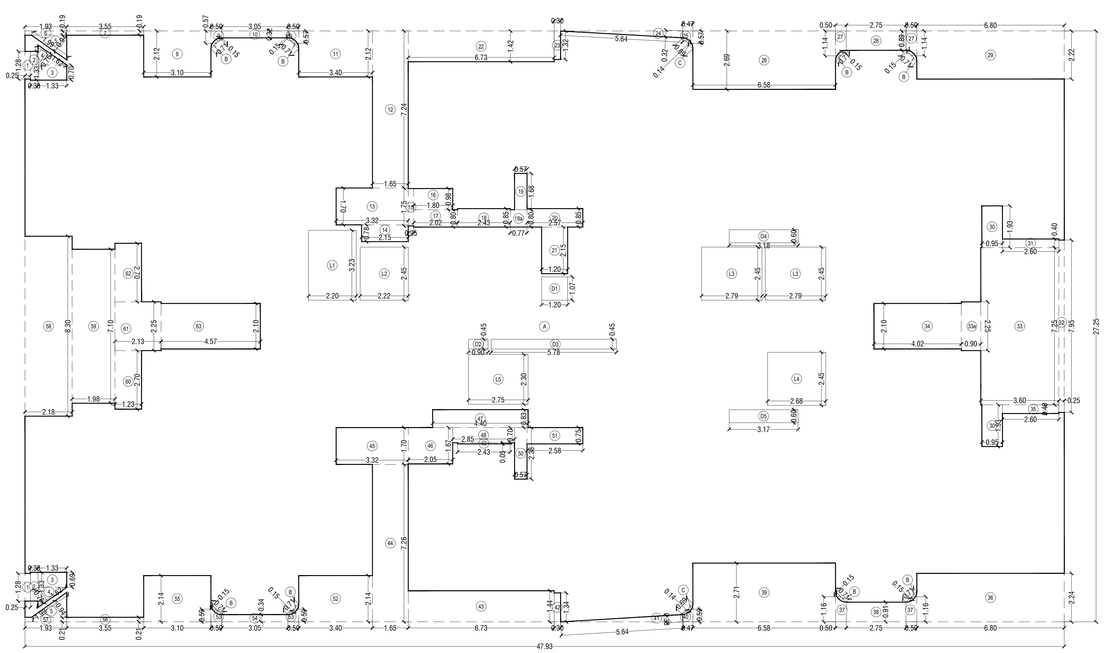

LINE AREA DIAGRAM FOR 39th FLOOR
Scale 1:100

BUILT UP AREA CALCULATION FOR 39TH FLOOR PLAN										
A	47.93	X	27.25	X	1	X	1	=	1306.09	sq.mt.
B	0.71	X	0.15	X	0.67	X	8	=	0.57	sq.mt.
C	0.69	X	0.14	X	0.67	X	2	=	0.13	sq.mt.
TOTAL ADDITION - X								=	1306.79	sq.mt.
Deduction										
1	0.25.	X	1.28	X	1	X	2	=	0.64	sq.mt.
2	0.35.	X	1.33	X	1	X	2	=	0.93	sq.mt.
3	1.33	X	0.70	X	1	X	2	=	1.86	sq.mt.
4	1.62	X	0.76	X	0.5	X	2	=	1.23	sq.mt.
5	1.99	X	0.94	X	0.5	X	2	=	1.87	sq.mt.
6	1.93	X	0.19	X	1	X	1	=	0.37	sq.mt.
7	3.55	X	0.19	X	1	X	1	=	0.67	sq.mt.
8	3.10	X	2.12	X	1	X	1	=	6.57	sq.mt.
9	0.50	X	0.57	X	1	X	2	=	0.57	sq.mt.
10	3.05	X	0.32	X	1	X	1	=	0.98	sq.mt.
11	3.40	X	2.12	X	1	X	1	=	7.21	sq.mt.
12	1.65	X	7.24	X	1	X	1	=	11.95	sq.mt.
13	3.32	X	1.70	X	1	X	1	=	5.64	sq.mt.
14	2.15	X	0.78	X	1	X	1	=	1.68	sq.mt.
15	0.25.	X	1.75	X	1	X	1	=	0.44	sq.mt.
16	1.85	X	0.98	X	1	X	1	=	1.76	sq.mt.
17	2.02	X	0.80	X	1	X	1	=	1.62	sq.mt.
18	2.43	X	0.85	X	1	X	1	=	2.07	sq.mt.
18a	0.77	X	0.80	X	1	X	1	=	0.62	sq.mt.
19	0.57	X	1.68	X	1	X	1	=	0.96	sq.mt.
20	2.57	X	0.85	X	1	X	1	=	2.18	sq.mt.
21	1.35	X	2.15	X	1	X	1	=	2.58	sq.mt.
22	6.73	X	1.42	X	1	X	1	=	9.56	sq.mt.
23	0.90	X	1.32	X	1	X	1	=	0.40	sq.mt.
24	5.44	X	0.32	X	0.5	X	1	=	0.90	sq.mt.
25	0.47	X	0.57	X	1	X	1	=	0.27	sq.mt.
26	6.58	X	2.69	X	1	X	1	=	17.70	sq.mt.
27	0.50	X	1.14	X	1	X	2	=	1.14	sq.mt.
28	2.75	X	0.89	X	1	X	1	=	2.45	sq.mt.
29	6.80	X	2.22	X	1	X	1	=	15.10	sq.mt.
30	0.95	X	1.93	X	1	X	2	=	3.67	sq.mt.
31	2.60	X	0.40	X	1	X	1	=	1.04	sq.mt.
32	0.25	X	7.95	X	1	X	1	=	1.99	sq.mt.
33	3.60	X	7.25	X	1	X	1	=	26.10	sq.mt.
33a	0.90	X	2.25	X	1	X	1	=	2.03	sq.mt.
34	4.02	X	2.10	X	1	X	1	=	8.44	sq.mt.
35	2.60	X	0.40	X	1	X	1	=	1.04	sq.mt.
36	0.80	X	7.24	X	1	X	1	=	15.23	sq.mt.
37	0.50	X	5.16	X	1	X	2	=	5.16	sq.mt.
38	2.75	X	0.91	X	1	X	1	=	2.50	sq.mt.
39	6.58	X	2.71	X	1	X	1	=	17.83	sq.mt.
40	0.47	X	0.59	X	1	X	1	=	0.28	sq.mt.
41	5.64	X	0.33	X	0.5	X	1	=	0.93	sq.mt.
42	0.90	X	1.34	X	1	X	1	=	0.40	sq.mt.
43	6.73	X	1.44	X	1	X	1	=	9.69	sq.mt.
44	1.65	X	7.26	X	1	X	1	=	11.98	sq.mt.
45	3.32	X	1.70	X	1	X	1	=	5.64	sq.mt.
46	2.05	X	1.67	X	1	X	1	=	3.42	sq.mt.
47	4.40	X	0.83	X	1	X	1	=	3.65	sq.mt.
48	2.85	X	0.70	X	1	X	1	=	2.00	sq.mt.
49	2.43	X	0.05.	X	1	X	1	=	0.12	sq.mt.
50	0.57	X	2.38	X	1	X	1	=	1.36	sq.mt.
51	2.58	X	0.75	X	1	X	1	=	1.94	sq.mt.
52	3.40	X	2.14	X	1	X	1	=	7.28	sq.mt.
53	0.50	X	0.59	X	1	X	2	=	0.59	sq.mt.
54	3.05	X	0.34	X	1	X	1	=	1.04	sq.mt.
55	3.10	X	2.14	X	1	X	1	=	6.63	sq.mt.
56	3.55	X	0.21	X	1	X	1	=	0.75	sq.mt.
57	1.93	X	0.21	X	1	X	1	=	0.41	sq.mt.
58	2.18	X	8.30	X	1	X	1	=	18.09	sq.mt.
59	1.98	X	7.10	X	1	X	1	=	14.06	sq.mt.
60	1.23	X	2.70	X	1	X	1	=	3.32	sq.mt.
61	2.13	X	2.25	X	1	X	1	=	4.79	sq.mt.
62	1.23	X	2.70	X	1	X	1	=	3.32	sq.mt.
63	4.57	X	2.10	X	1	X	1	=	9.60	sq.mt.
D1	1.20	X	1.07	X	1	X	1	=	1.28	sq.mt.
D2	0.90	X	0.45	X	1	X	1	=	0.41	sq.mt.
D3	5.78	X	0.45	X	1	X	1	=	2.60	sq.mt.
D4	3.18	X	0.60	X	1	X	1	=	1.91	sq.mt.
D5	3.17	X	0.60	X	1	X	1	=	1.90	sq.mt.
L1	2.20	X	3.23	X	1	X	1	=	7.11	sq.mt.
L2	2.22	X	2.45	X	1	X	1	=	5.44	sq.mt.
L3	2.79	X	2.45	X	1	X	2	=	13.67	sq.mt.
L4	2.68	X	2.45	X	1	X	1	=	6.57	sq.mt.
L5	2.75.	X	2.30	X	1	X	1	=	6.33	sq.mt.
Total Deduction area - Y								=	341.41	sq.mt.
NET B/UP AREA (X- Y)								=	965.38	sq.mt.

Window & Door Schedule			
NO.	SIZE	NO.	SIZE
d1	1.05X2.25	w1	2.45X2.12
d2	0.90X2.25	w2a	1.21X2.12
d3	0.80X2.25	w2b	1.11X2.12
dd1	1.20X2.25	w3	0.70X1.00
dd2	0.70X2.25	w4	1.00X1.00
d4	1.80X2.25	LW1	1.50X1.25
FD1	1.20X2.25	LW2	0.60X1.25
FD2	1.21X2.25	LW3	1.00X1.25
		LW4	1.15X1.25
		LW5	2.47X1.25

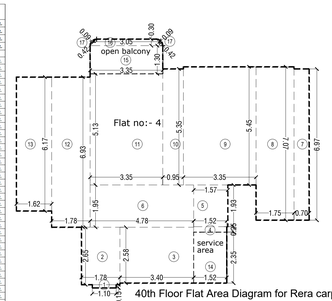

40th Floor Flat Area Diagram for Rera carpet (Flat no.4)
SCALE - 1 : 100

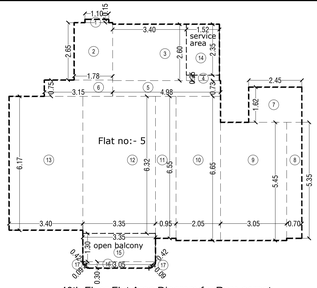

40th Floor Flat Area Diagram for Rera carpet (Flat no.5)
SCALE - 1 : 100

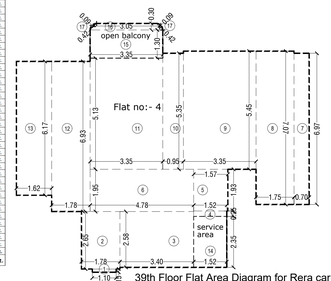

39th Floor Flat Area Diagram for Rera carpet (Flat no.4)(Penthouse)
SCALE - 1 : 100

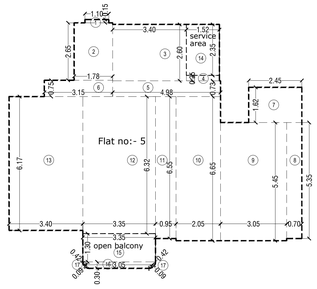

39Th Floor Flat Area Diagram for Rera carpet (Flat no.5) (Penthouse)
SCALE - 1 : 100

CARPET AREA CALCULATION (Flat NO.4) (PentHouse)										
Addition										
1	1.10	X	0.15	X	1	X	2	=	0.33	sq.mt.
2	1.78	X	2.65	X	1	X	2	=	9.43	sq.mt.
3	3.40	X	2.58	X	1	X	2	=	17.54	sq.mt.
4	1.52	X	0.25	X	1	X	2	=	0.76	sq.mt.
5	1.57	X	1.91	X	1	X	2	=	6.06	sq.mt.
6	4.78	X	1.93	X	1	X	2	=	18.64	sq.mt.
7	0.70	X	6.97	X	1	X	2	=	9.76	sq.mt.
8	1.75	X	7.07	X	1	X	2	=	24.75	sq.mt.
9	3.35	X	5.45	X	1	X	2	=	36.52	sq.mt.
10	0.85	X	5.35	X	1	X	2	=	18.17	sq.mt.
11	3.35	X	5.13	X	1	X	2	=	34.37	sq.mt.
12	1.78	X	6.93	X	1	X	2	=	24.67	sq.mt.
13	1.62	X	6.17	X	1	X	2	=	19.99	sq.mt.
Total Addition Area								=	212.99	sq.mt.
Service Area Addition										
14	1.52	X	2.35	X	1	X	2	=	7.14	sq.mt.
Total Service Area								=	7.14	sq.mt.
Open Balcony Area addition										
15	3.35	X	1.30	X	1	X	2	=	8.71	sq.mt.
16	3.05	X	0.30	X	1	X	2	=	1.83	sq.mt.
17	0.42	X	0.09	X	0.67	X	4	=	0.10	sq.mt.
Total Open Balcony Area								=	10.64	sq.mt.
Total Carpet Area Flat No.4								=	230.77	sq.mt.

CARPET AREA CALCULATION (Flat NO.5) (PentHouse)										
Addition										
1	1.10	X	0.15	X	1	X	2	=	0.33	sq.mt.
2	1.78	X	2.65	X	1	X	2	=	9.43	sq.mt.
3	3.40	X	2.60	X	1	X	2	=	17.68	sq.mt.
4	1.52	X	0.25	X	1	X	2	=	0.76	sq.mt.
5	4.98	X	0.73	X	1	X	2	=	7.27	sq.mt.
6	3.15	X	0.75	X	1	X	2	=	4.73	sq.mt.
7	2.45	X	1.62	X	1	X	2	=	7.94	sq.mt.
8	0.70	X	5.35	X	1	X	2	=	7.49	sq.mt.
9	3.05	X	5.45	X	1	X	2	=	33.25	sq.mt.
10	2.05	X	6.65	X	1	X	2	=	27.27	sq.mt.
11	0.95	X	6.65	X	1	X	2	=	12.67	sq.mt.
12	3.35	X	6.32	X	1	X	2	=	42.34	sq.mt.
13	3.40	X	6.17	X	1	X	2	=	41.96	sq.mt.
Total Addition Area								=	212.88	sq.mt.
Service Area Addition										
14	1.52	X	2.35	X	1	X	2	=	7.14	sq.mt.
Total Service Area								=	7.14	sq.mt.
Open Balcony Area Addition										
15	3.35	X	1.30	X	1	X	2	=	8.71	sq.mt.
16	3.05	X	0.30	X	1	X	2	=	1.83	sq.mt.
17	0.42	X	0.09	X	0.67	X	4	=	0.10	sq.mt.
Total Open Balcony Area								=	10.64	sq.mt.
Total Carpet Area Flat No.5								=	230.67	sq.mt.

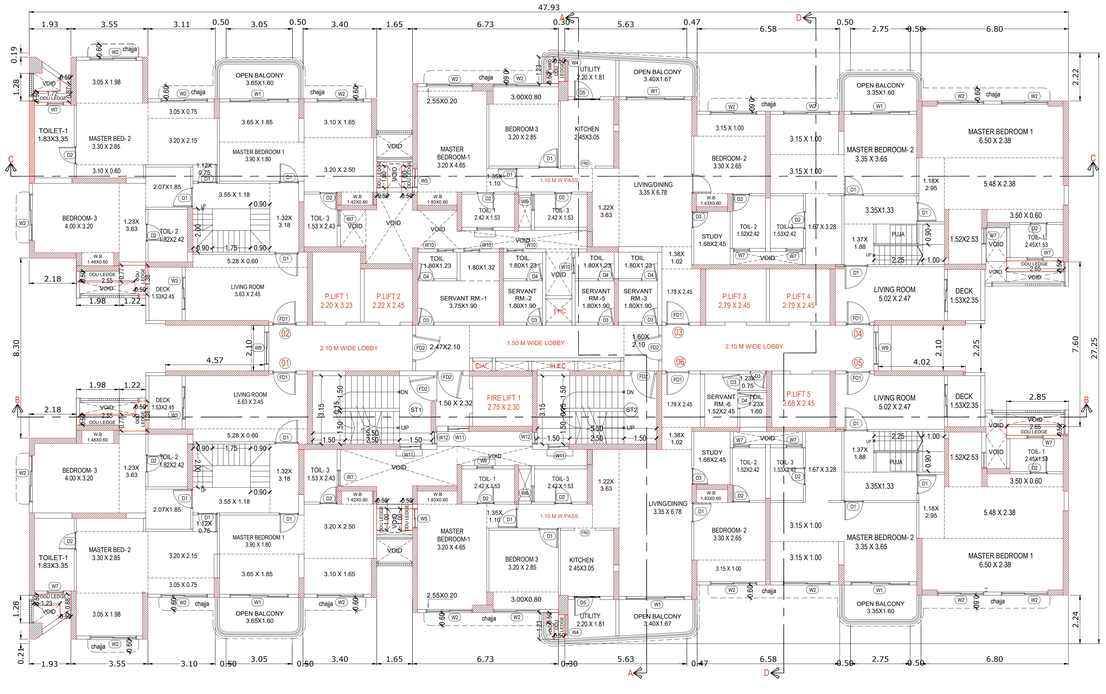

39TH (PENTHOUSE) FLOOR PLAN
Scale - 1:100

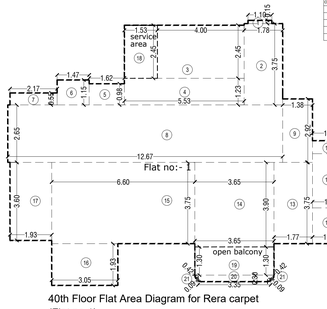

40th Floor Flat Area Diagram for Rera carpet (Flat no.1)
SCALE - 1 : 100

CARPET AREA CALCULATION (Flat NO.1) (PentHouse)										
Addition										
1	1.10	X	0.15	X	1	X	2	=	0.33	sq.mt.
2	4.98	X	3.75	X	1	X	2	=	37.35	sq.mt.
3	4.00	X	2.45	X	1	X	2	=	19.60	sq.mt.
4	5.53	X	1.23	X	1	X	2	=	13.60	sq.mt.
5	1.62	X	0.88	X	1	X	2	=	3.18	sq.mt.
6	1.47	X	1.15	X	1	X	2	=	3.38	sq.mt.
7	2.57	X	0.55	X	1	X	2	=	2.39	sq.mt.
8	13.67	X	2.45	X	1	X	2	=	67.15	sq.mt.
9	1.38	X	2.92	X	1	X	2	=	8.06	sq.mt.
10	1.62	X	0.60	X	1	X	2	=	1.94	sq.mt.
11	1.47	X	2.50	X	1	X	2	=	8.35	sq.mt.
12	1.58	X	1.65	X	1	X	2	=	5.21	sq.mt.
13	1.77	X	3.75	X	1	X	2	=	13.28	sq.mt.
14	3.65	X	3.90	X	1	X	2	=	28.47	sq.mt.
15	6.60	X	3.75	X	1	X	2	=	49.50	sq.mt.
16	3.05	X	1.95	X	1	X	2	=	11.90	sq.mt.
17	1.93	X	3.60	X	1	X	2	=	13.90	sq.mt.
Total Addition Area								=	315.58	sq.mt.
Service Area Addition										
18	1.53	X	2.45	X	1	X	2	=	7.50	sq.mt.
Total Service Area								=	7.50	sq.mt.
Open Balcony Area addition										
19	3.65	X	1.30	X	1	X	2	=	9.49	sq.mt.
20	3.35	X	0.30	X	1	X	2	=	2.01	sq.mt.
21	0.42	X	0.09	X	0.67	X	4	=	0.10	sq.mt.
Total Open Balcony Area								=	11.60	sq.mt.
Total Carpet Area Flat No.1								=	282.68	sq.mt.

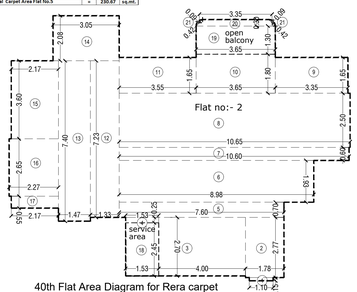

40th Flat Area Diagram for Rera carpet (Flat no. 2)
SCALE - 1 : 100

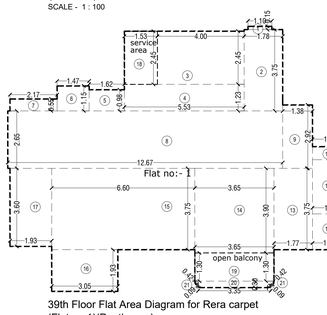

39th Floor Flat Area Diagram for Rera carpet (Flat no.1)(Penthouse)
SCALE - 1 : 100

CARPET AREA CALCULATION (Flat NO.2) (PentHouse)										
Addition										
1	1.10	X	0.15	X	1	X	2	=	0.33	sq.mt.
2	1.78	X	2.77	X	1	X	2	=	9.86	sq.mt.
3	4.00	X	2.70	X	1	X	2	=	21.60	sq.mt.
4	1.53	X	0.25	X	1	X	2	=	0.77	sq.mt.
5	7.40	X	0.75	X	1	X	2	=	10.64	sq.mt.
6	8.98	X	1.93	X	1	X	2	=	34.66	sq.mt.
7	10.60	X	0.60	X	1	X	2	=	12.72	sq.mt.
8	10.65	X	2.50	X	1	X	2	=	53.25	sq.mt.
9	3.35	X	1.65	X	1	X	2	=	11.06	sq.mt.
10	3.65	X	1.80	X	1	X	2	=	13.14	sq.mt.
11	3.55	X	1.65	X	1	X	2	=	11.72	sq.mt.
12	1.11	X	7.21	X	1	X	2	=	15.21	sq.mt.
13	1.47	X	7.40	X	1	X	2	=	21.76	sq.mt.
14	3.05	X	2.00	X	1	X	2	=	12.03	sq.mt.
15	2.27	X	3.80	X	1	X	2	=	17.22	sq.mt.
16	2.27	X	2.65	X	1	X	2	=	12.03	sq.mt.
17	2.17	X	0.55	X	1	X	2	=	2.39	sq.mt.
Total Addition Area								=	263.48	sq.mt.
Service Area addition										
18	1.53	X	2.45	X	1	X	2	=	7.50	sq.mt.
Total Service Area								=	7.50	sq.mt.
Open Balcony Area addition										
19	3.65	X	1.30	X	1	X	2	=	9.49	sq.mt.
20	3.35	X	0.30	X	1	X	2	=	2.01	sq.mt.
21	0.42	X	0.09	X	0.67	X	4	=	0.10	sq.mt.
Total Open Balcony Area								=	11.60	sq.mt.
Total Carpet Area Flat No.2								=	282.58	sq.mt.

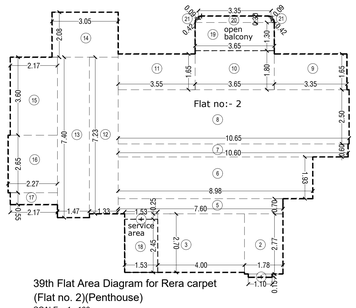

39th Flat Area Diagram for Rera carpet (Flat no. 2)(Penthouse)
SCALE - 1 : 100

Proforma - I

PROPOSED RESIDENTIAL/COMMERCIAL COMPLEX BEARING S.NO.- 141/1,2,3 , 144,145/1,2,4, 146/2,3,4, 148/1, 148/2/1, 148/3/1, 412/2, 414/2 AT VILLAGE - MAJIWADE, THANE.

Drawing Sheet no. 17/48

CONTENTS OF SHEET

39TH FLOOR PLAN, AREA LINE DIAGRAM,AREA CALCULATION, DOOR & WINDOW SCHEDULE ETC....

BLDG. NO.-1, WING-A (AIR CONDITIONAL BUILDING)
(Bs.+GR.+1ST/P1, 2ND/P2 & 3RD/P3 FLR.COMMERCIAL
+4th/SERVICE FLR.+5TH TO 39TH & 40TH(pt) FLR.)

STAMPS OF APPROVAL OF PLANS

CERTIFICATE OF AREA

Certified that the plot under reference was surveyed by me on_____ and the dimensions of sides etc. of plot stated on plan are measured on site and the area so worked out tallies with the area stated in document of Ownership/ T.P. Scheme Records/ Land Records Department/City Survey records.

Signature

(Name of Architect/ Licensed Engineer/ Supervisor.)

Owner's Declaration

I/We undersigned hereby confirm that I/We would abide by plans approved by Authority / Collector. I/We would eXecute the structure as per approved plans. Also I/We would eXecute the work under supervision of proper technical person so as to ensure the quality and safety at the work site.

M/S KOTHARI AUTO PARTS.

Owner (s) name and signature

Architect name and signature

PRADEEP KAMBLE & ASSOCIATES
B/101,1st fl. Jakh Bautera CompleX,
Pandit Malviya Path,Ramnager,
Dombivli (E) 421 201. Tel.-2862642

Job No.	Drawing No.	Scale	Drawn by	Checked by	Registration no. of Architect
S04/0095/16		1:100			CA / 87/10471