Bldg. Type - A

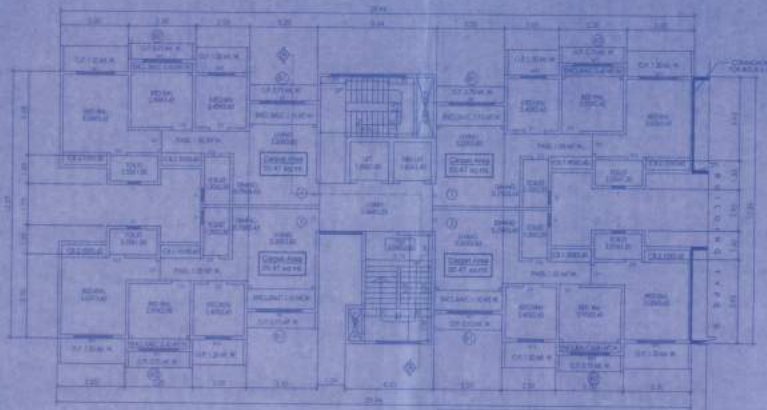

TYPICAL FLOOR PLAN

[1st To 5th, 7th To 10th & 12th To 15th Flr.]

ALL ORNAMENTAL PROJECTION ARE BUILT UP

UNIT CARPET AREA IS AS PER RERA

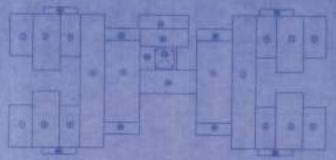

TYPICAL FLR. AREA DIAGRAM

BUILT UP AREA CALCULATION

FOR TYPICAL FLOOR

1	2.25	X	3.05	X	2400	=	17.77	SQ.MT
2	2.50	X	3.21	X	4400	=	34.16	SQ.MT
3	1.80	X	3.95	X	4400	=	30.02	SQ.MT
4	2.25	X	12.24	X	2400	=	56.45	SQ.MT
5	2.25	X	1.78	X	2400	=	24.02	SQ.MT
6	2.17	X	2.05	X	2400	=	11.14	SQ.MT
TOTAL NET BUILT AREA OF TYP. FLR.						=	277.94	SQ.MT

ST.CASE & LIFT AREA CAL.

FOR TYPICAL FLOOR

PERMISSIBLE ST.CASE & LIFT AREA								
BUILT UP AREA(FL. x 10%)						=	34.11	SQ.MT
PROPOSED ST.CASE & LIFT AREA								
S1	4.70	X	1.00	X	1400	=	6.11	SQ.MT
S2	4.50	X	1.07	X	1400	=	7.60	SQ.MT
S3	3.40	X	2.19	X	1400	=	7.54	SQ.MT
S4	5.06	X	2.25	X	1400	=	12.02	SQ.MT
TOTAL ADDITION						=	33.28	SQ.MT
DEDUCTION								
S1	1.80	X	1.00	X	1400	=	2.26	SQ.MT
PROPOSED ST.CASE & LIFT AREA						=	30.02	SQ.MT
EXCESS ST.CASE AREA						=	NIL	

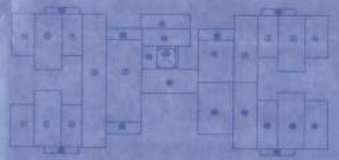

TYPICAL FLR. AREA DIAGRAM

BALCONY AREA CALCULATION

FOR TYPICAL FLOOR

PERMISSIBLE BALCONY AREA								
BUILT UP AREA(FL. x 10%)						=	22.74	SQ.MT
PROPOSED BALCONY AREA								
B1	2.25	X	1.50	X	4400	=	14.74	SQ.MT
B2	2.25	X	1.50	X	4400	=	7.68	SQ.MT
TOTAL ADDITION						=	22.42	SQ.MT
EXCESS BALCONY AREA						=	NIL	

BUILT UP AREA CALCULATION

FOR TYPICAL FLOOR

1	2.25	X	3.05	X	2400	=	17.77	SQ.MT
2	2.50	X	3.21	X	4400	=	40.02	SQ.MT
3	1.80	X	3.50	X	4400	=	22.22	SQ.MT
4	2.25	X	12.25	X	2400	=	26.25	SQ.MT
5	2.25	X	1.74	X	2400	=	22.02	SQ.MT
6	2.17	X	2.05	X	2400	=	9.77	SQ.MT
7	2.25	X	2.25	X	2400	=	14.25	SQ.MT
8	2.50	X	2.45	X	2400	=	13.23	SQ.MT
TOTAL NET BUILT AREA						=	174.32	SQ.MT

REFUGE AREA BUILT UP AREA

REFUGE AREA

9	2.25	X	4.00	X	1400	=	14.40	SQ.MT
10	2.25	X	6.50	X	1400	=	13.62	SQ.MT
11	1.80	X	4.00	X	1400	=	6.04	SQ.MT
12	2.25	X	2.00	X	1400	=	7.02	SQ.MT
13	2.25	X	6.50	X	1400	=	13.52	SQ.MT
14	2.25	X	4.00	X	1400	=	6.47	SQ.MT
TOTAL NET BUILT AREA						=	61.08	SQ.MT

BALCONY AREA CALCULATION

FOR TYPICAL FLOOR

PERMISSIBLE BALCONY AREA								
BUILT UP AREA(FL. x 10%)						=	17.71	SQ.MT
PROPOSED BALCONY AREA								
B1	2.25	X	1.50	X	1400	=	11.05	SQ.MT
B2	2.25	X	1.00	X	1400	=	5.70	SQ.MT
TOTAL ADDITION						=	16.80	SQ.MT
EXCESS BALCONY AREA						=	NIL	

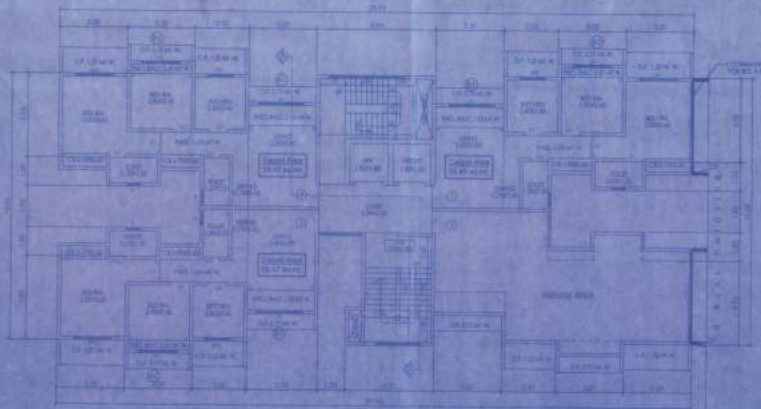

TYPICAL FLOOR PLAN

[6TH & 14TH Flr.]

ALL ORNAMENTAL PROJECTION ARE BUILT UP

UNIT CARPET AREA IS AS PER RERA

BUILT UP AREA STATEMENT IN SQ.MTS

FLOOR	BUILT UP AREA	EXCESS BALC.	EXCESS ST.CASE	NET BUILT UP AREA
GROUND	—	—	—	—
PODIUM	—	—	—	—
1st	227.44 SQ.MT.	—	—	227.44 SQ.MT.
2nd	227.44 SQ.MT.	—	—	227.44 SQ.MT.
3rd	227.44 SQ.MT.	—	—	227.44 SQ.MT.
4th	227.44 SQ.MT.	—	—	227.44 SQ.MT.
5th	227.44 SQ.MT.	—	—	227.44 SQ.MT.
6th	171.13 SQ.MT.	—	—	171.13 SQ.MT.
7th	227.44 SQ.MT.	—	—	227.44 SQ.MT.
8th	227.44 SQ.MT.	—	—	227.44 SQ.MT.
9th	227.44 SQ.MT.	—	—	227.44 SQ.MT.
10th	227.44 SQ.MT.	—	—	227.44 SQ.MT.
11th	171.13 SQ.MT.	—	—	171.13 SQ.MT.
12th	227.44 SQ.MT.	—	—	227.44 SQ.MT.
13th	227.44 SQ.MT.	—	—	227.44 SQ.MT.
TOTAL	2844.34 SQ.MT.	—	—	2844.34 SQ.MT.

CONTENTS OF SHEET

GROUND FLOOR PLAN, TYPICAL FLOOR PLAN, TERRACE FLOOR PLAN
BUILT UP AREA DIAGRAM AND CALCULATION AREA STATEMENT
OF BALCONY & STAIR CASE PARKING STATEMENT, SECTION AT A-A

SCHEDULE OF DOOR & WINDOWS

TYPE	SIZE	DESCRIPTION
D	1.30X2.10	T.W FLUSH DOOR
D1	0.81X2.10	T.W PANELLED DOOR
D2	0.75X1.98	ENTER DOOR
FL	0.40X2.40	M.S. ROLLING SHUTTER
W	1.32X1.20	ALU. SLIDING WINDOW
W1	1.32X1.20	ALU. SLIDING WINDOW
W2	1.20X1.20	ALU. SLIDING WINDOW
V	0.60X0.60	VENTILATORS

REMARKS

DESCRIPTION OF PROPOSAL & PROPERTY

As Per Approved Building On Property Bearing S. No.646/1, [New247] H.No.1, Of Village - Bhayandar, Dist. - Thane.

NAME OF OWNER

For GEETA DEVELOPMENT Partner Construction Co.

Partner

DRAWING: OFFICE

SCALE: AS SHOWN

NORTH LINE

DRAWN BY: AMRITA

CHECKED BY: ASHISH

AVINASH MHATRE & ASSO.

ARCHITECT