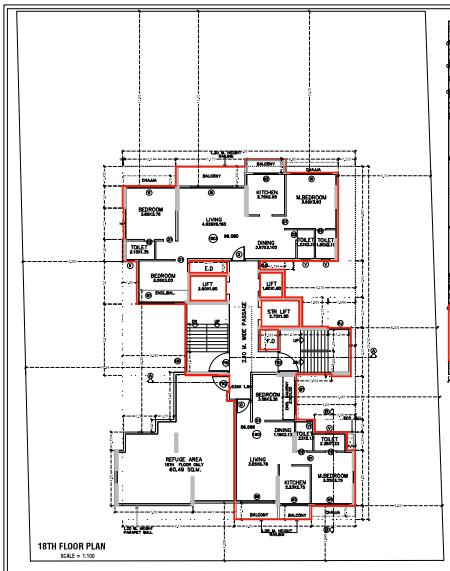

18TH FLOOR PLAN
SCALE = 1:100

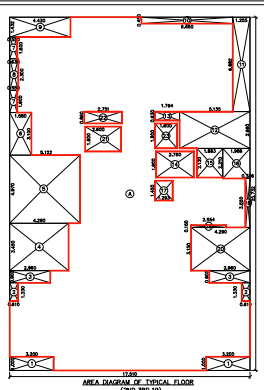

AREA DIAGRAM OF TYPICAL FLOOR
(2ND,3RD,13)
SCALE = 1:100

BUILT UP AREA CALCULATION

TYPICAL FLOOR (2,3,13)						
A	17.510	X25.732	X	1NO	=	450.567SQ.MT.
				TOTAL ADDITION	=	450.567SQ.MT.X

DEDUCTIONS

1	3.200	X 1.000	X	2NOS	=	6.400SQ.MT.
2	0.810	X 1.330	X	2NOS	=	1.623SQ.MT.
3	2.860	X 0.800	X	2NOS	=	5.328SQ.MT.
4	4.290	X 3.449	X	1NO	=	14.792SQ.MT.
5	5.122	X 4.97	X	1NO	=	25.460SQ.MT.
6	1.050	X 3.100	X	1NO	=	4.865SQ.MT.
7	0.550	X 1.600	X	2NOS	=	1.760SQ.MT.
8	0.630	X 2.300	X	1NO	=	1.449SQ.MT.
9	4.430	X 1.432	X	1NO	=	6.344SQ.MT.
10	4.460	X 0.450	X	1NO	=	2.007SQ.MT.
11	1.255	X 6.882	X	1NO	=	8.636SQ.MT.
12	5.135	X 2.660	X	1NO	=	13.659SQ.MT.
13	1.794	X 0.630	X	1NO	=	1.130SQ.MT.
14	2.750	X 1.900	X	1NO	=	5.225SQ.MT.
15	1.883	X 2.130	X	1NO	=	4.011SQ.MT.
16	1.988	X 2.210	X	1NO	=	4.393SQ.MT.
17	1.293	X 1.450	X	1NO	=	1.875SQ.MT.
18	0.336	X 3.550	X	1NO	=	1.193SQ.MT.
19	2.554	X 0.150	X	1NO	=	0.383SQ.MT.
20	4.290	X 3.150	X	1NO	=	13.514SQ.MT.
21	2.600	X 1.800	X	1NO	=	4.680SQ.MT.
22	2.701	X 0.860	X	1NO	=	2.323SQ.MT.
23	1.600	X 1.800	X	1NO	=	2.880SQ.MT.
				TOTAL DEDUCTION	=	135.036SQ.MT. Y1
TOTAL BUILT UP AREA [X – Y1]					=	315.531SQ.MT. X1

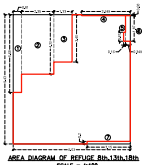

AREA DIAGRAM OF REFUGE Rm.13th,18th
SCALE = 1:100

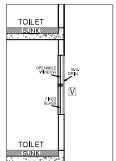

SCHEMATIC SECTION FOR TOILET WINDOW

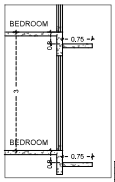

SCHEMATIC SECTION FOR CHAJJA

BUILT UP AREA CALCULATION

TYPICAL FLOOR (8TH,13TH & 18TH)						
A	16.960	X25.732	X	1NO	=	436.414SQ.MT.
				TOTAL ADDITION	=	436.414SQ.MT.X

DEDUCTIONS

1	8.130	X 8.630	X	1NO	=	70.161SQ.MT.
2	7.631	X 1.870	X	1NO	=	14.269SQ.MT.
2A	0.15	X 1.20	X	1NO	=	0.18SQ.MT.
3	4.581	X 5.202	X	1NO	=	23.827SQ.MT.
4	1.030	X 3.10	X	1NO	=	3.193SQ.MT.
5	0.080	X 2.300	X	1NO	=	0.184SQ.MT.
6	3.980	X 1.432	X	1NO	=	5.696SQ.MT.
7	0.650	X 0.450	X	1NO	=	2.993SQ.MT.
8	1.255	X 6.882	X	1NO	=	8.637SQ.MT.
9	5.135	X 2.660	X	1NO	=	13.659SQ.MT.
10	1.794	X 0.630	X	1NO	=	1.130SQ.MT.
11	2.750	X 1.900	X	1NO	=	5.225SQ.MT.
12	1.883	X 2.130	X	1NO	=	4.011SQ.MT.
13	1.988	X 2.210	X	1NO	=	4.393SQ.MT.
14	1.293	X 1.450	X	1NO	=	1.875SQ.MT.
15	0.336	X 3.550	X	1NO	=	1.192SQ.MT.
16	2.554	X 0.150	X	1NO	=	0.383SQ.MT.
17	4.290	X 3.150	X	1NO	=	13.514SQ.MT.
18	2.960	X 0.800	X	1NO	=	2.464SQ.MT.
19	0.810	X 1.330	X	1NO	=	0.81SQ.MT.
20	3.200	X 1.000	X	1NO	=	3.200SQ.MT.
21	1.600	X 1.800	X	1NO	=	2.880SQ.MT.
22	2.600	X 1.800	X	1NO	=	4.680SQ.MT.
23	2.701	X 0.860	X	1NO	=	2.323SQ.MT.
				TOTAL DEDUCTION	=	190.975SQ.MT. Y1
TOTAL BUILT UP AREA [X – Y1]					=	245.439SQ.MT. X1
ADDITIONAL B = 2.85 X 1.00					=	2.85 SQ.MT.
ADDITIONAL C = 0.15 X 0.55					=	0.0825SQ.MT.
TOTAL BUILT UP AREA A+B+C					=	248.371SQ.MT.

REFUGE AREA PROVIDED ON 13TH,18TH FLOOR			
REFUGE AREA REQUIRED FOR BUILDING HAVING MORE THAN 24M HT.			
AREA - REFUGE AREA REQUIRED FOR BUILDING HAVING MORE THAN 24M HT.	B	SQ.METR.	A
OPTION-I(A) (CALCULATION AS PER NOS OF CLATS)			
TOTAL PROPOSED UNIT SIZE IN 13,14,15,16,17,18,19,20,21,22 & 23 FLOOR = 20 UNITS			
REFUGE AREA REQUIRED FOR 13,14,15,16,17,18,19,20,21,22 & 23 FLOOR = 10 X 0.30 SQ.METER/UNIT	10 X 0	SQ.METR.	B
OPTION-I REQUIRED REFUGE AREA AS PER OCCUPANT LOAD			
REFUGE AREA REQUIRED AT Rm.13,18TH FLOOR	TOTAL NO OF PERSONS ABOVE FLOORS		
	BUILT UP AREA FLOOR	TOTAL	
OCCUPANT LOAD FOR CONSECUTIVE FLOORS	245.10	3	245.102
0.15 SQ.M/Person	1371.400	X	1369.996 NOS#
TOTAL AREA			1507.936 SQ.M
OCCUPANT LOAD - RESIDENTIAL - 12.5E			120.762 PERSONS
50% OF OCCUPANT LOAD NON PERSONS			60.381 PERSONS
WORKING/OCCUPANT SPACES CHAIR AREA 1.20 SQ.M			1.200 SQ.M
TOTAL REFUGE AREA required			57.997 SQ.M
PROPOSED REFUGE AREA FOR 1 FLOOR			66.49 SQ.M
TOTAL REFUGE AREA PROPOSED FOR B,C,D,E			132.47 SQ.M

REFUGE AREA CALCULATION (8TH,13TH,18TH) FLOOR							
BLOCK AREA							
A	8.132	X	8.630		=	70.161	SQ.MT.
	TOTAL				=	70.161	SQ.MT.
DEDUCTIONS							
1	0.630	X	1.080	X	1 =	0.681	
2	2.350	X	4.700	X	1 =	10.333	
3	1.430	X	1.430	X	1 =	4.589	
4	0.549	X	0.980	X	1 =	0.269	
5	0.150	X	0.629	X	1 =	0.101	
6	0.549	X	1.070	X	1 =	0.588	
7	0.150	X	0.230	X	1 =	0.035	
TOTAL DEDUCTION						16.547	
REFUGE AREA CALCULATION						66.49	SQ.MT.

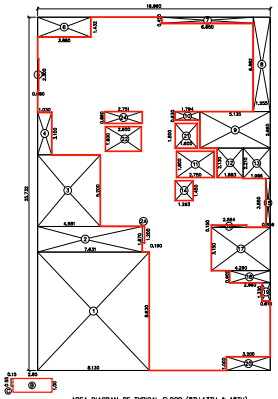

AREA DIAGRAM OF TYPICAL FLOOR (8TH,13TH & 18TH)
SCALE = 1:100

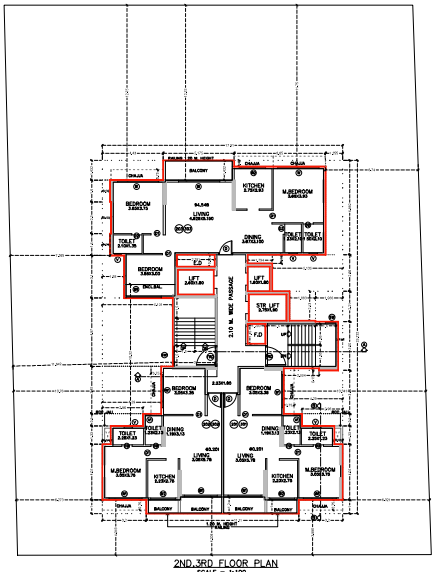

2ND,3RD FLOOR PLAN
SCALE = 1:100

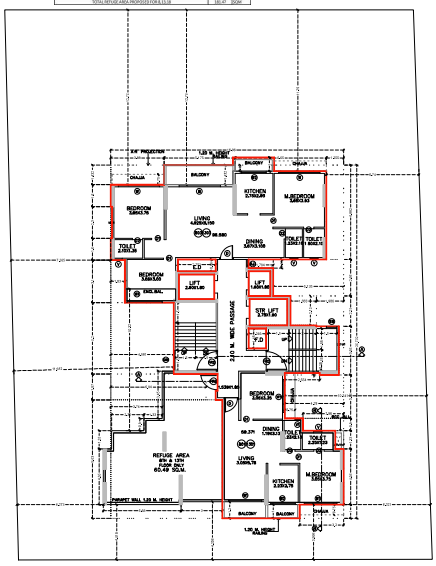

TYPICAL FLOOR PLAN
(8TH & 13TH)
SCALE = 1:100

STAMP OF APPROVAL OF PLANS:

SHEET NO- 2 / 4

APPROVED SUBJECT TO THE CONDITIONS MENTIONED IN This Office Letter

No. CIDCO/BP-18771/TPO/NM & K/2023/12313

Dist. 12 Apr 2024

Signature valid

NOTE :

THE PROPOSED BUILDING CHECK OPEN WITH FIRE PROTECTION FROM SUN & RAIN FAD BUILDING MATERIAL FEATURES FOR DECORATION, ASTHETIC PURPOSE SHALL NOT BE USED FOR INHABITABLE PURPOSES.

PROPOSED RESIDENTIAL BLDG ON PLOT NO. 00, SECTOR-09A KHARGHAR,NAVI MUMBAI.

CONTENT :

TYPICAL FLOOR PLAN , PLINE DIAGRAM WITH AREA STATEMENT, REFUGE FLOOR AREA, REFUGE AREA DIAGRAM, CALCULATION

NAME, ADDRESS & SIGN. OF OWNER	NAME ADDRESS & SIGN. OF ARCHITECT
Shri. Nilesh B. Patel.	
Shri. Dilip Chhaganlal Valani.	PRADEEP GHORE B.ARCHI.A.E. CA/91/73873
Shri. Parful Tulshibhai Patel.	

Job No.	Drawing No.	Scale : 1:00	Drawn by : DC	Checked by : PG

NORTH

DATE : 24/04/2024

DESIGNO
301 A, 3 rd floor,
Vill Ghar, Tal & Dist Palghar (Maharashtra)
Mob. 9819 1 7 1 1 1 1
Email : designo.pg@gmail.com
Website : www.designoarchitects.com

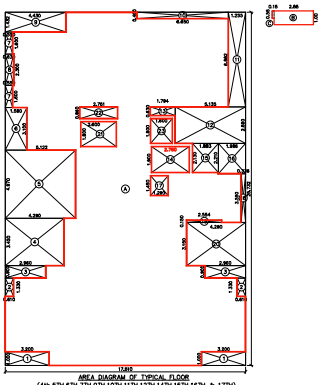

AREA DIAGRAM OF TYPICAL FLOOR
(4th,5TH,6Th,7Th,8Th,10Th,11Th,12Th,14Th,15Th,16Th & 17Th)
SCALE = 1:100

BUILT UP AREA CALCULATION

TYPICAL FLOOR (4,5,6,7,8,10,11,12,14,15,16 & 17)				
A	17.810	X28.732 X 1NO	=	450.587SQ.MT.
		TOTAL ADDITION	=	450.587SQ.MT. X

DEDUCTIONS

1	3.200	X 1.000 X 2NOS	=	6.400SQ.MT.
2	0.610	X 1.330 X 2NOS	=	1.622SQ.MT.
3	2.960	X 0.900 X 2NOS	=	5.328SQ.MT.
4	4.290	X 3.449 X 1NO	=	14.792SQ.MT.
5	5.122	X 4.97 X 1NO	=	25.456SQ.MT.
6	1.580	X 3.070 X 1NO	=	4.850SQ.MT.
7	0.550	X 1.400 X 2NOS	=	1.760SQ.MT.
8	0.630	X 2.300 X 1NO	=	1.449SQ.MT.
9	4.430	X 1.432 X 1NO	=	6.344SQ.MT.
10	0.650	X 0.450 X 1NO	=	2.993SQ.MT.
11	1.255	X 6.682 X 1NO	=	8.436SQ.MT.
12	5.135	X 2.660 X 1NO	=	13.659SQ.MT.
13	1.794	X 0.630 X 1NO	=	1.130SQ.MT.
14	2.750	X 1.900 X 1NO	=	5.225SQ.MT.
15	1.883	X 2.130 X 1NO	=	4.011SQ.MT.
16	1.986	X 2.210 X 1NO	=	4.389SQ.MT.
17	1.293	X 1.450 X 1NO	=	1.875SQ.MT.
18	0.336	X 3.550 X 1NO	=	1.193SQ.MT.
19	2.554	X 0.150 X 1NO	=	0.383SQ.MT.
20	4.290	X 3.150 X 1NO	=	13.514SQ.MT.
21	2.600	X 1.800 X 1NO	=	4.680SQ.MT.
22	2.751	X 0.860 X 1NO	=	2.366SQ.MT.
23	1.600	X 1.800 X 1NO	=	2.880SQ.MT.
		TOTAL DEDUCTION	=	135.143SQ.MT. Y1
TOTAL BUILT UP AREA [X – Y1]			=	315.531SQ.MT. X1
ADDITIONAL B = 2.85 X 1.00			=	2.85 SQ.MT.
ADDITIONAL C = 0.15 X 0.55			=	0.0825SQ.MT.
TOTAL BUILT UP AREA A+B+C			=	318.463SQ.MT.

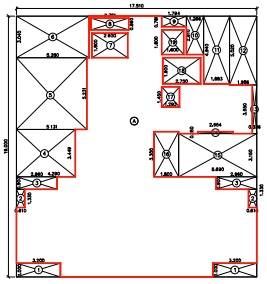

AREA DIAGRAM OF 20TH FLOOR
SCALE = 1:100

BUILT UP AREA CALCULATION (BLOCK–A)

20TH FLOOR				
A	17.810	X19.000 X 1NO	=	332.490SQ.MT.
		TOTAL ADDITION	=	332.490SQ.MT. X

DEDUCTIONS

1	3.200	X 1.000 X 2NOS	=	6.400SQ.MT.
2	0.610	X 1.330 X 2NOS	=	1.622SQ.MT.
3	2.960	X 0.900 X 2NOS	=	5.328SQ.MT.
4	5.281	X 3.220 X 1NO	=	17.004SQ.MT.
5	5.131	X 5.460 X 1NO	=	28.015SQ.MT.
6	5.380	X 3.040 X 1NO	=	16.355SQ.MT.
7	2.600	X 1.800 X 1NO	=	4.680SQ.MT.
8	2.751	X 0.860 X 1NO	=	2.366SQ.MT.
9	1.794	X 0.780 X 1NO	=	1.399SQ.MT.
10	1.286	X 2.810 X 1NO	=	3.560SQ.MT.
11	1.883	X 4.940 X 1NO	=	9.302SQ.MT.
12	1.986	X 5.020 X 1NO	=	9.969SQ.MT.
13	0.336	X 3.550 X 1NO	=	1.192SQ.MT.
14	2.554	X 0.150 X 1NO	=	0.383SQ.MT.
15	5.690	X 3.150 X 1NO	=	17.923SQ.MT.
16	1.800	X 3.300 X 1NO	=	5.940SQ.MT.
17	1.293	X 1.450 X 1NO	=	1.875SQ.MT.
18	2.750	X 1.900 X 1NO	=	5.225SQ.MT.
19	1.600	X 1.800 X 1NO	=	2.880SQ.MT.
		TOTAL DEDUCTION	=	137.729SQ.MT. Y1
TOTAL BUILT UP AREA [X – Y1]			=	194.969SQ.MT. X1

AREA DIAGRAM OF 20TH FLOOR
(DRIVER ROOM)
SCALE = 1:100

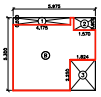

AREA DIAGRAM OF 20TH FLOOR
(FITNESS CENTRE)
SCALE = 1:100

BUILT UP AREA CALCULATION (BLOCK–B)

20TH FLOOR FITNESS CENTRE				
A	5.975	X 5.300 X 1NO	=	31.667SQ.MT.
		TOTAL ADDITION	=	31.667SQ.MT. X

DEDUCTIONS

1	4.175	X 0.500 X 1NO	=	2.087SQ.MT.
2	1.870	X 0.900 X 1NO	=	1.683SQ.MT.
3	1.824	X 2.250 X 1NO	=	4.104SQ.MT.
		TOTAL DEDUCTION	=	7.874SQ.MT. Y1
TOTAL BUILT UP AREA [X – Y1]			=	24.063SQ.MT. X1

BUILT UP AREA CALCULATION (BLOCK–C)

20TH FLOOR DRIVER ROOM				
A	5.224	X 2.560 X 1NO	=	13.321SQ.MT.
		TOTAL ADDITION	=	13.321SQ.MT.

DEDUCTIONS

1	1.824	X 0.150 X 1NO	=	0.273SQ.MT.
2	1.152	X 0.150 X 1NO	=	0.173SQ.MT.
		TOTAL DEDUCTION	=	0.446SQ.MT.
TOTAL BUILT UP AREA [X – Y1]			=	12.875SQ.MT.

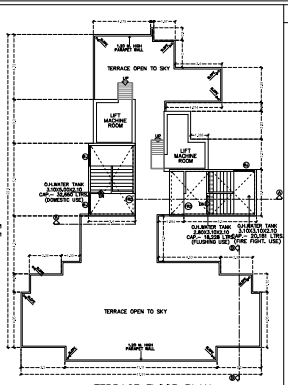

TERRACE FLOOR PLAN
SCALE = 1:100

TOTAL BUILT UP AREA OF 20TH FLOOR			
20 FLOOR AREA	=	194.969	SQ.MT.
DRIVER ROOM	=	12.875	SQ.MT.
SOCIETY OFFICE	=	24.063	SQ.MT.
TOTAL AREA CALCULATION		231.90	SQ.MT.

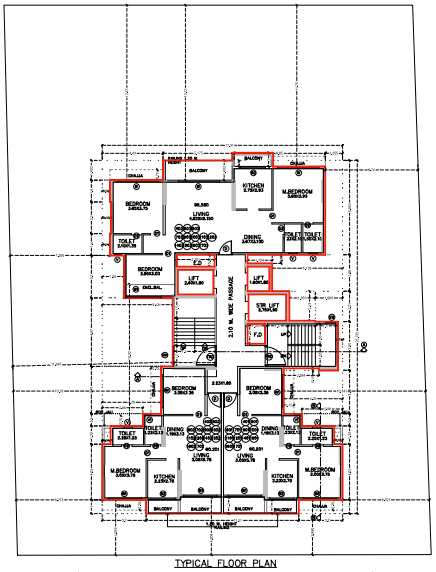

TYPICAL FLOOR PLAN
(4TH,5TH,6TH,7TH,9TH,10TH,11TH,12TH,14TH,15TH,16TH & 17TH)
SCALE = 1:100

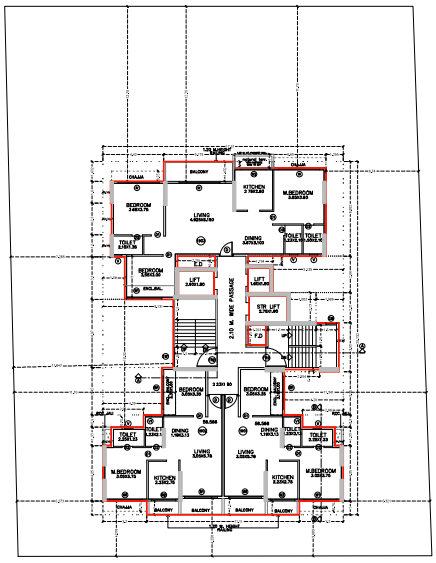

19TH FLOOR PLAN
SCALE = 1:100

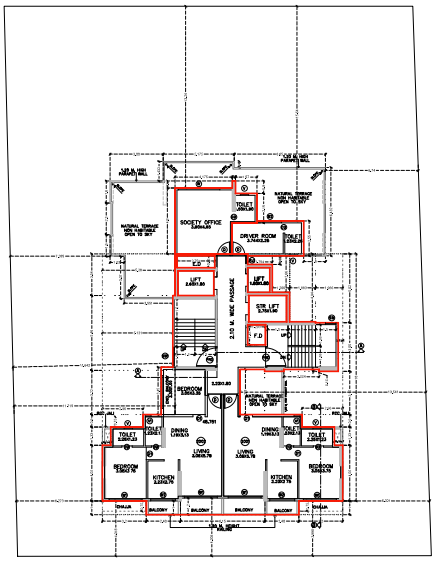

20TH FLOOR PLAN
SCALE = 1:100

STAMP OF APPROVAL OF PLANS:

SHEET NO:- 3 / 4

APPROVED SUBJECT TO THE CONDITIONS MENTIONED IN This Office Letter

No. CIDCO/BP-18771/TPO/NM & K/2023/12313

Dtd. 12 Apr 2024

Signature valid

NOTE :

THE PROPOSED BUILDING CHEMICAL FIRE PROTECTION FROM SUN & HEAT AND INTERNAL FIXTURES FOR DECORATION, ASTHETIC PURPOSE SHALL NOT BE USED FOR RESIDENTIAL PURPOSE.

PROPOSED RESIDENTIAL BLDG ON PLOT NO. 00, SECTOR-09A KHARGHAR,NAVI MUMBAI.

CONTENT :

TYPICAL FLOOR PLAN , PLINE DIAGRAM WITH AREA STATEMENT, TERRACE FLOOR

NAME, ADDRESS & SIGN. OF OWNER	NAME, ADDRESS & SIGN. OF ARCHITECT
Shri. Nilesh B. Patel. Shri. Dilip Chhaganlal Valani. Shri. Parful Tulshibhai Patel.	PRADEEP GHORE B.ARCH.M.E CA/91/12873

Job No.	Drawing No.	Scale : 1:00	Drawn by : SK	Checked by : PG

NORTH

DATE : 04/04/24

DESIGNO

DESIGNO
Arch. & Interiors
101,Dev Tulsi Apartment,
Sector-11, Kharghar, Navi Mumbai.
M.- 9819310114 / 9819310115
Email- arch.designo@gmail.com
Website- www.designoarchitects.com



FRONT SIDE ELEVATION
SCALE = 1:100

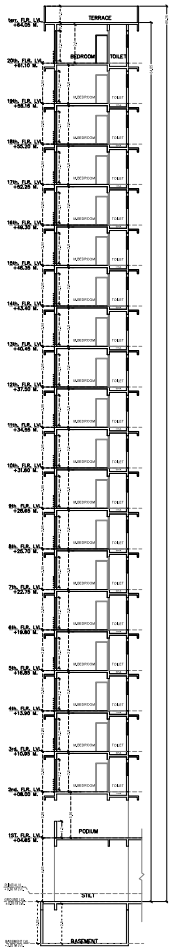

SECTION AT B–B
SCALE = 1:100

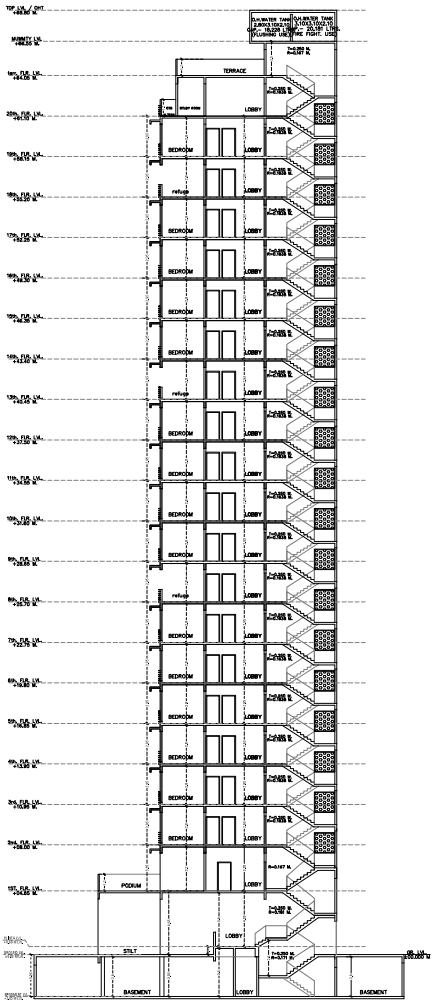

SECTION AT A–A
SCALE = 1:100

STAMP OF APPROVAL OF PLANS:

SHEET NO:
4 / 4

APPROVED SUBJECT TO THE CONDITIONS MENTIONED IN This Office Letter

No. CIDCO/BP-18771/TPO/NM & K/2023/12313

Dtd. 12 Apr 2024

Signature valid

NOTE :

THE PROPOSED BUILDING CHECK OPENING FOR PROTECTION FROM SUN & RAIN FACADE ARCHITECTURAL FEATURES FOR DECORATION, ARTHETIC PURPOSE SHALL NOT BE USED FOR HABITABLE PURPOSE.

PROPOSED RESIDENTIAL BLDG ON PLOT NO. 08, SECTOR-09A KHARGHAR,NAVI MUMBAI.

CONTENT:
SECTION B, SECTION A, ELEVATION

NAME, ADDRESS & SIGN. OF OWNER	NAME, ADDRESS & SIGN. OF ARCHITECT
Shri. Nilesh B. Patel. Shri. Dilip Chhaganlal Valani. Shri. Parful Tulshibhai Patel.	PRADEEP CHORE B.ARCHI.M.C.A. CA/91/12873

Job No.	Drawing No.	Scale : 1:00	Drawn by : SK	Checked by : PC

NORTH

DATE : 04/04/2024

DESIGNO
Arch. & Interiors
101,Dhan Tulsi Apartment,Kharghar
Navi Mumbai-410210
Email :- designo.pradeep@gmail.com
Website :- www.designoarchitects.com