

Y.P. NO - 0402
SECT - VII / BLDG. NO. B
WING - A & B

STAMP OF DATE OF RECEIPT OF PLANS

The attached plan duly approved hereon/Supersedes all the earlier approved plans.

Approved as amended in... Subject to the Conditions mentioned in this Office Letter No. WVC/CTP/...
Date: 27/11/2020

THIS PLAN SHALL NOT BE CONSIDERED AS A BASIS FOR CONSTRUCTION FOR ANY PURPOSES UNLESS COURT OR LAWYER.

COMMISSIONER
VADAPADUR CITY MUNICIPAL CORPORATION
Vine Road, P.O. Box 401 305, Dist. Palghat

F.B. AREA CALCULATION
11TH FLOOR
FBI 3.750 X 0.750 X 1NO = 2.813 SQ.MT.
FBI2 3.500 X 0.750 X 1NO = 2.625 SQ.MT.
FBI3 3.650 X 0.750 X 2NOS = 5.475 SQ.MT.
FBI4 4.050 X 0.750 X 2NOS = 6.075 SQ.MT.
TOTAL ADDITION = 16.988 SQ.MT.

D.B. AREA CALCULATION
11TH FLOOR
DB1 2.000 X 0.750 X 2NOS = 3.000 SQ.MT.
DB2 2.900 X 0.750 X 2NOS = 4.350 SQ.MT.
DB3 0.900 X 2.300 X 2NOS = 8.280 SQ.MT.
TOTAL ADDITION = 15.580 SQ.MT.

PKT TERRACE AREA CALCULATION
11TH FLOOR
PT1 3.200 X 1.500 X 2NOS = 9.600 SQ.MT.
PT2 3.050 X 1.500 X 2NOS = 9.150 SQ.MT.
PT3 4.400 X 1.500 X 1NO = 6.600 SQ.MT.
TOTAL ADDITION = 24.350 SQ.MT.

BUILT UP AREA CALCULATION
6TH, 11TH & 16TH FLOOR

1	3.600 X 1.650 X 1NO	= 5.940 SQ.MT.
2	0.900 X 1.200 X 4NOS	= 4.320 SQ.MT.
3	2.900 X 0.900 X 1NO	= 2.610 SQ.MT.
4	10.450 X 1.500 X 1NO	= 15.675 SQ.MT.
5	3.000 X 0.750 X 1NO	= 2.250 SQ.MT.
6	3.600 X 0.300 X 1NO	= 1.080 SQ.MT.
7	9.500 X 2.850 X 1NO	= 27.075 SQ.MT.
8	6.400 X 0.350 X 1NO	= 2.240 SQ.MT.
9	3.000 X 1.800 X 2NOS	= 10.800 SQ.MT.
10	12.500 X 0.550 X 3NOS	= 20.625 SQ.MT.
11	0.200 X 0.650 X 1NO	= 0.130 SQ.MT.
12	6.650 X 0.300 X 1NO	= 1.995 SQ.MT.
13	3.000 X 3.400 X 1NO	= 10.200 SQ.MT.
14	6.450 X 0.750 X 1NO	= 4.838 SQ.MT.
15	0.650 X 0.450 X 1NO	= 0.293 SQ.MT.
16	3.850 X 0.450 X 1NO	= 1.733 SQ.MT.
17	2.750 X 1.550 X 1NO	= 4.263 SQ.MT.
18	0.200 X 0.850 X 1NO	= 0.170 SQ.MT.
19	0.500 X 0.450 X 1NO	= 0.225 SQ.MT.
20	5.910 X 1.500 X 1NO	= 8.865 SQ.MT.
21	3.650 X 1.550 X 1NO	= 5.658 SQ.MT.
22	0.500 X 0.050 X 1NO	= 0.025 SQ.MT.
23	25.700 X 0.350 X 1NO	= 8.995 SQ.MT.
24	25.000 X 0.300 X 1NO	= 7.500 SQ.MT.
25	0.500 X 1.150 X 1NO	= 0.575 SQ.MT.
26	2.550 X 1.450 X 1NO	= 3.698 SQ.MT.
27	2.750 X 0.250 X 1NO	= 0.688 SQ.MT.
28	10.650 X 0.900 X 1NO	= 9.585 SQ.MT.
29	1.850 X 0.200 X 1NO	= 0.370 SQ.MT.
30	1.200 X 2.450 X 1NO	= 2.940 SQ.MT.
31	2.250 X 0.200 X 2NOS	= 0.900 SQ.MT.
32	2.450 X 0.250 X 2NOS	= 1.225 SQ.MT.
33	3.000 X 0.600 X 1NO	= 1.800 SQ.MT.
34	3.200 X 2.600 X 1NO	= 8.320 SQ.MT.
35	1.050 X 1.350 X 1NO	= 1.418 SQ.MT.
36	1.350 X 2.450 X 1NO	= 3.308 SQ.MT.
37	5.900 X 1.350 X 1NO	= 7.965 SQ.MT.
38	0.300 X 2.600 X 1NO	= 0.780 SQ.MT.
39	0.300 X 1.500 X 1NO	= 0.450 SQ.MT.
40	1.400 X 0.500 X 1NO	= 0.700 SQ.MT.
41	3.150 X 1.800 X 1NO	= 5.670 SQ.MT.
42	5.950 X 2.850 X 1NO	= 16.958 SQ.MT.
43	9.150 X 2.900 X 1NO	= 26.535 SQ.MT.
44	3.250 X 1.750 X 1NO	= 5.688 SQ.MT.
45	1.500 X 0.500 X 1NO	= 0.750 SQ.MT.
46	0.200 X 2.900 X 1NO	= 0.580 SQ.MT.
47	2.600 X 1.550 X 1NO	= 4.030 SQ.MT.
48	3.650 X 0.450 X 1NO	= 1.643 SQ.MT.
49	3.300 X 4.150 X 1NO	= 13.695 SQ.MT.
50	7.100 X 1.050 X 1NO	= 7.455 SQ.MT.
51	3.900 X 1.250 X 1NO	= 4.875 SQ.MT.
52	6.600 X 2.100 X 1NO	= 13.860 SQ.MT.
53	3.850 X 1.500 X 1NO	= 5.775 SQ.MT.
54	0.200 X 0.750 X 1NO	= 0.150 SQ.MT.
55	3.450 X 1.650 X 1NO	= 5.693 SQ.MT.
56	3.200 X 3.200 X 1NO	= 10.240 SQ.MT.
57	2.600 X 1.100 X 1NO	= 2.860 SQ.MT.
58	2.850 X 0.600 X 1NO	= 1.710 SQ.MT.
59	3.060 X 1.850 X 1NO	= 5.661 SQ.MT.
TOTAL TERRACE AREA		= 691.347 SQ.MT.
TOTAL BUILT UP AREA		= 443.983 SQ.MT.

BALCONY AREA CALCULATION
6TH, 11TH & 16TH FLOOR

B1	3.200 X 1.000 X 2NOS	= 6.400 SQ.MT.
B2	2.250 X 1.100 X 3NOS	= 7.425 SQ.MT.
B3	0.200 X 0.800 X 3NOS	= 0.480 SQ.MT.
B4	2.400 X 1.100 X 3NOS	= 7.920 SQ.MT.
B5	3.200 X 1.250 X 2NOS	= 8.000 SQ.MT.
B6	3.650 X 1.250 X 1NO	= 4.563 SQ.MT.
B7	3.050 X 1.300 X 1NO	= 3.965 SQ.MT.
B8	1.950 X 0.850 X 2NOS	= 3.330 SQ.MT.
TOTAL ADDITION		= 41.343 SQ.MT.
PERMISSIBLE BALCONY AREA (443.983SQ.MT.)		= 44.398 SQ.MT.
PROPOSED BALCONY AREA		= 41.343 SQ.MT.
EXCESS BALCONY AREA		= 0.000 SQ.MT.

CARPET AREA STATEMENT
6TH, 11TH & 16TH FLOOR

FLOOR NO.	CARPET AREA WITH BAL. SQ.MT.	CARPET AREA WITHOUT BAL. SQ.MT.
1	39.10 SQ.MT.	34.878 SQ.MT.
2	39.815 SQ.MT.	34.428 SQ.MT.
3	49.460 SQ.MT.	46.280 SQ.MT.
4	49.400 SQ.MT.	44.600 SQ.MT.
5	38.322 SQ.MT.	31.814 SQ.MT.
REFUGE AREA		
6		49.165 SQ.MT.
7		41.925 SQ.MT.
8		49.325 SQ.MT.
9		49.325 SQ.MT.
10		46.125 SQ.MT.
11	39.220 SQ.MT.	34.800 SQ.MT.

PROFORMA - II
CONTENTS OF SHEET

GROUND TO 20TH FLOOR & TERRACE FLOOR PLAN, DIA. SECTION & DIAGRAM ELEVATION & SECTION STAGE AREA DRAWING CALCULATION, CONSTRUCTION AREA STATEMENT, PARKING AREA STATEMENT, ETC.

DESCRIPTION OF PROPOSED AREA AND PROPERTY

LOT NO. 56 TO 58, 60, 61, 62, 63, 64, 65, 66, 67, 68, 69, 70, 71, 72, 73, 74, 75, 76, 77, 78, 79, 80, 81, 82, 83, 84, 85, 86, 87, 88, 89, 90, 91, 92, 93, 94, 95, 96, 97, 98, 99, 100, 101, 102, 103, 104, 105, 106, 107, 108, 109, 110, 111, 112, 113, 114, 115, 116, 117, 118, 119, 120, 121, 122, 123, 124, 125, 126, 127, 128, 129, 130, 131, 132, 133, 134, 135, 136, 137, 138, 139, 140, 141, 142, 143, 144, 145, 146, 147, 148, 149, 150, 151, 152, 153, 154, 155, 156, 157, 158, 159, 160, 161, 162, 163, 164, 165, 166, 167, 168, 169, 170, 171, 172, 173, 174, 175, 176, 177, 178, 179, 180, 181, 182, 183, 184, 185, 186, 187, 188, 189, 190, 191, 192, 193, 194, 195, 196, 197, 198, 199, 200, 201, 202, 203, 204, 205, 206, 207, 208, 209, 210, 211, 212, 213, 214, 215, 216, 217, 218, 219, 220, 221, 222, 223, 224, 225, 226, 227, 228, 229, 230, 231, 232, 233, 234, 235, 236, 237, 238, 239, 240, 241, 242, 243, 244, 245, 246, 247, 248, 249, 250, 251, 252, 253, 254, 255, 256, 257, 258, 259, 260, 261, 262, 263, 264, 265, 266, 267, 268, 269, 270, 271, 272, 273, 274, 275, 276, 277, 278, 279, 280, 281, 282, 283, 284, 285, 286, 287, 288, 289, 290, 291, 292, 293, 294, 295, 296, 297, 298, 299, 300, 301, 302, 303, 304, 305, 306, 307, 308, 309, 310, 311, 312, 313, 314, 315, 316, 317, 318, 319, 320, 321, 322, 323, 324, 325, 326, 327, 328, 329, 330, 331, 332, 333, 334, 335, 336, 337, 338, 339, 340, 341, 342, 343, 344, 345, 346, 347, 348, 349, 350, 351, 352, 353, 354, 355, 356, 357, 358, 359, 360, 361, 362, 363, 364, 365, 366, 367, 368, 369, 370, 371, 372, 373, 374, 375, 376, 377, 378, 379, 380, 381, 382, 383, 384, 385, 386, 387, 388, 389, 390, 391, 392, 393, 394, 395, 396, 397, 398, 399, 400, 401, 402, 403, 404, 405, 406, 407, 408, 409, 410, 411, 412, 413, 414, 415, 416, 417, 418, 419, 420, 421, 422, 423, 424, 425, 426, 427, 428, 429, 430, 431, 432, 433, 434, 435, 436, 437, 438, 439, 440, 441, 442, 443, 444, 445, 446, 447, 448, 449, 450, 451, 452, 453, 454, 455, 456, 457, 458, 459, 460, 461, 462, 463, 464, 465, 466, 467, 468, 469, 470, 471, 472, 473, 474, 475, 476, 477, 478, 479, 480, 481, 482, 483, 484, 485, 486, 487, 488, 489, 490, 491, 492, 493, 494, 495, 496, 497, 498, 499, 500, 501, 502, 503, 504, 505, 506, 507, 508, 509, 510, 511, 512, 513, 514, 515, 516, 517, 518, 519, 520, 521, 522, 523, 524, 525, 526, 527, 528, 529, 530, 531, 532, 533, 534, 535, 536, 537, 538, 539, 540, 541, 542, 543, 544, 545, 546, 547, 548, 549, 550, 551, 552, 553, 554, 555, 556, 557, 558, 559, 560, 561, 562, 563, 564, 565, 566, 567, 568, 569, 570, 571, 572, 573, 574, 575, 576, 577, 578, 579, 580, 581, 582, 583, 584, 585, 586, 587, 588, 589, 590, 591, 592, 593, 594, 595, 596, 597, 598, 599, 600, 601, 602, 603, 604, 605, 606, 607, 608, 609, 610, 611, 612, 613, 614, 615, 616, 617, 618, 619, 620, 621, 622, 623, 624, 625, 626, 627, 628, 629, 630, 631, 632, 633, 634, 635, 636, 637, 638, 639, 640, 641, 642, 643, 644, 645, 646, 647, 648, 649, 650, 651, 652, 653, 654, 655, 656, 657, 658, 659, 660, 661, 662, 663, 664, 665, 666, 667, 668, 669, 670, 671, 672, 673, 674, 675, 676, 677, 678, 679, 680, 681, 682, 683, 684, 685, 686, 687, 688, 689, 690, 691, 692, 693, 694, 695, 696, 697, 698, 699, 700, 701, 702, 703, 704, 705, 706, 707, 708, 709, 710, 711, 712, 713, 714, 715, 716, 717, 718, 719, 720, 721, 722, 723, 724, 725, 726, 727, 728, 729, 730, 731, 732, 733, 734, 735, 736, 737, 738, 739, 740, 741, 742, 743, 744, 745, 746, 747, 748, 749, 750, 751, 752, 753, 754, 755, 756, 757, 758, 759, 760, 761, 762, 763, 764, 765, 766, 767, 768, 769, 770, 771, 772, 773, 774, 775, 776, 777, 778, 779, 780, 781, 782, 783, 784, 785, 786, 787, 788, 789, 790, 791, 792, 793, 794, 795, 796, 797, 798, 799, 800, 801, 802, 803, 804, 805, 806, 807, 808, 809, 810, 811, 812, 813, 814, 815, 816, 817, 818, 819, 820, 821, 822, 823, 824, 825, 826, 827, 828, 829, 830, 831, 832, 833, 834, 835, 836, 837, 838, 839, 840, 841, 842, 843, 844, 845, 846, 847, 848, 849, 850, 851, 852, 853, 854, 855, 856, 857, 858, 859, 860, 861, 862, 863, 864, 865, 866, 867, 868, 869, 870, 871, 872, 873, 874, 875, 876, 877, 878, 879, 880, 881, 882, 883, 884, 885, 886, 887, 888, 889, 890, 891, 892, 893, 894, 895, 896, 897, 898, 899, 900, 901, 902, 903, 904, 905, 906, 907, 908, 909, 910, 911, 912, 913, 914, 915, 916, 917, 918, 919, 920, 921, 922, 923, 924, 925, 926, 927, 928, 929, 930, 931, 932, 933, 934, 935, 936, 937, 938, 939, 940, 941, 942, 943, 944, 945, 946, 947, 948, 949, 950, 951, 952, 953, 954, 955, 956, 957, 958, 959, 960, 961, 962, 963, 964, 965, 966, 967, 968, 969, 970, 971, 972, 973, 974, 975, 976, 977, 978, 979, 980, 981, 982, 983, 984, 985, 986, 987, 988, 989, 990, 991, 992, 993, 994, 995, 996, 997, 998, 999, 1000.

NAME OF OWNER/APPLICANT: W.M. ASSOCIATES
M/S SILVER LAKE DEVELOPERS

DATE: 27/11/2020

SCALE: AS SHOWN

NORTH LINE

W.M. ASSOCIATES
Architectural & Structural Consultants

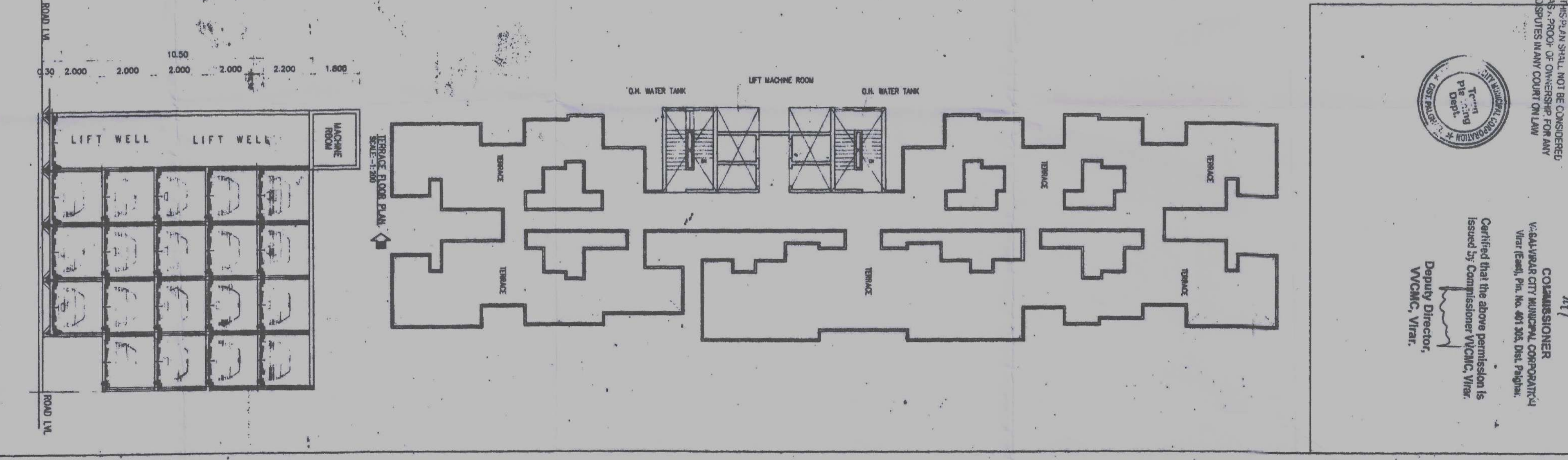
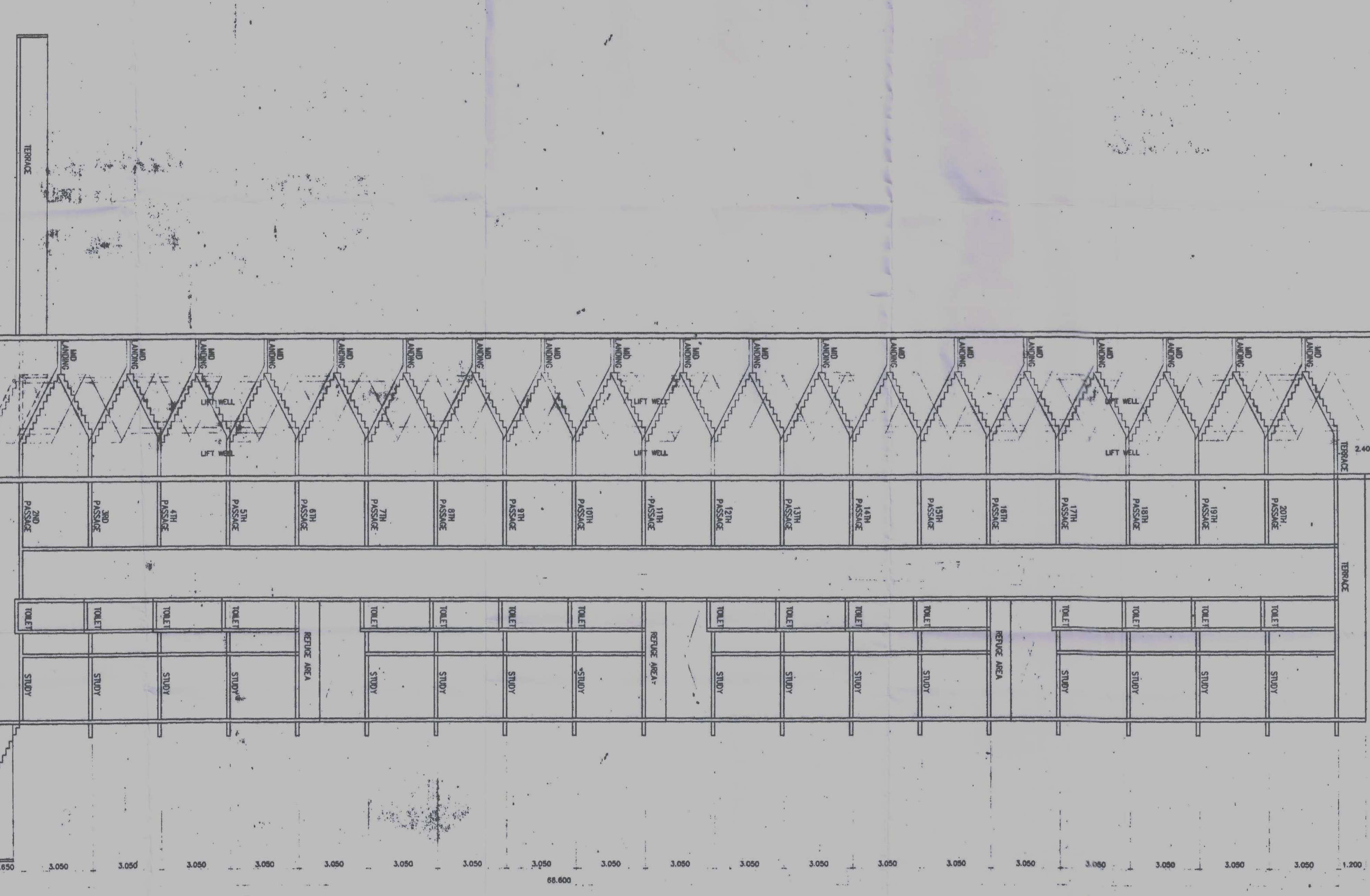

W.M. ASSOCIATES
Architectural & Structural Consultants

The attached plan duly approved
 by the Competent Authority
 is hereby certified as correct
 and true to the original
 submitted for the same.



Approved as a member of the
 Council of Architecture
 No. 1000, Bangalore
 V. N. Srinivasan
 VINCAC, Vinn.

Approved as a member of the
 Council of Architecture
 No. 1000, Bangalore
 V. N. Srinivasan
 VINCAC, Vinn.



PROFORMA - I
 CONTENTS OF SHEET
 GROUND TO 2ND FLOOR & TERRACE FLOOR PLAN, R.A.M. STATEMENT & DIMENSIONAL & SECTION
 STAIR CASE MEASUREMENT CALCULATION/CONSTRUCTION AREA STATEMENT/SECTION STATEMENT/ETC.
 RESPONSIBILITY OF ARCHITECT, AND PROPERTY
 SHEET NO - 38 TO 39 TO BE SUBMITTED BY ARCHITECT TO THE
 NO. 38 TO 39 TO BE SUBMITTED BY ARCHITECT TO THE
 NAME OF OWNER/PARTICIPANT
 NAME OF ARCHITECT
 M/S. STATE LAND DEV. CORP.
 DATE
 PEN INK
 SIGNED BY
 SCALE
 AS SHOWN
 NORTH LINE
 JOB NO.
 DATE OF ISSUE
 PROJECT NAME

W. N. ASSOCIATES
 Architectural & Structural Consultants
 Bangalore
 1000, Bangalore
 V. N. Srinivasan
 VINCAC, Vinn.

Approved as a member of the
 Council of Architecture
 No. 1000, Bangalore
 V. N. Srinivasan
 VINCAC, Vinn.