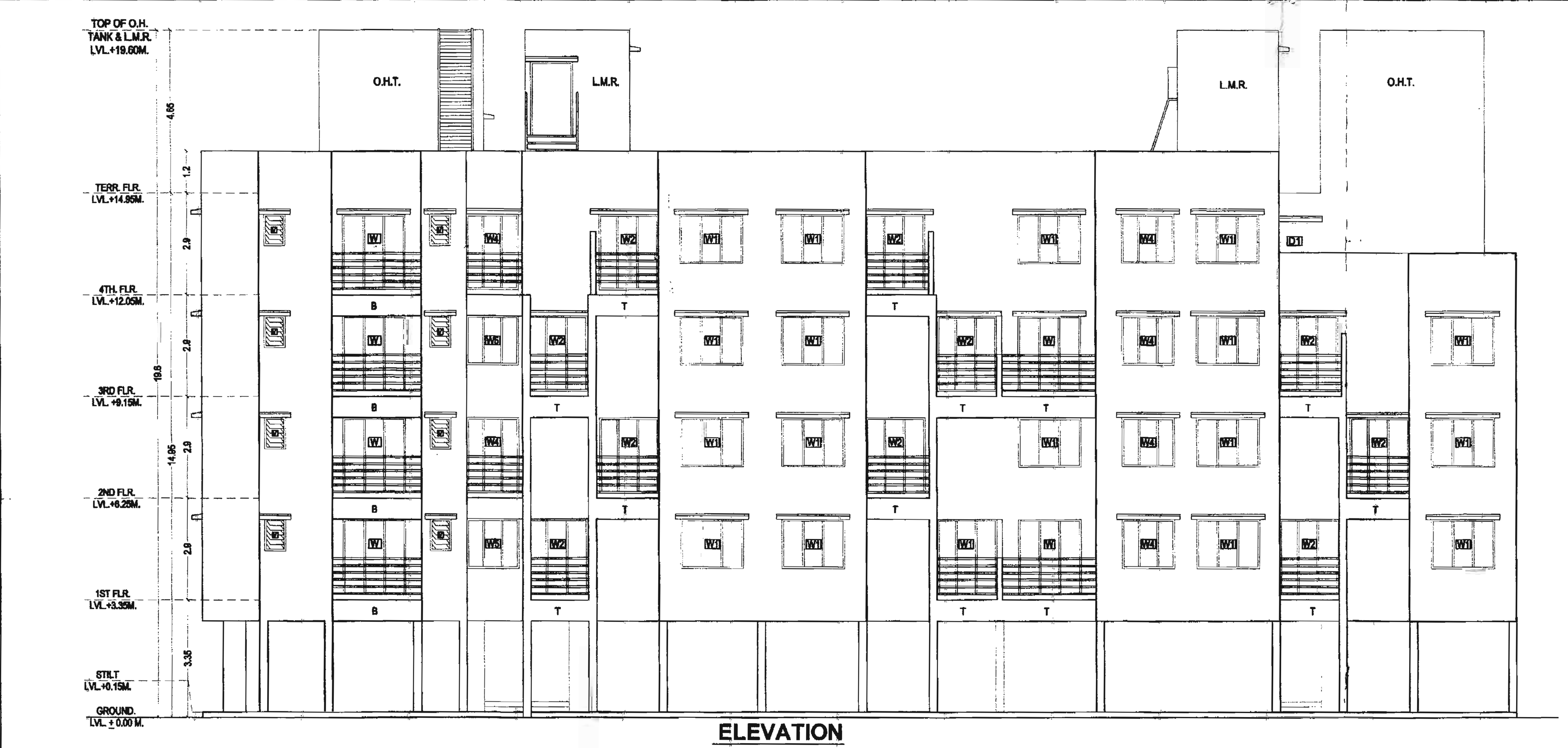

ELEVATION
SCALE = 1 :100

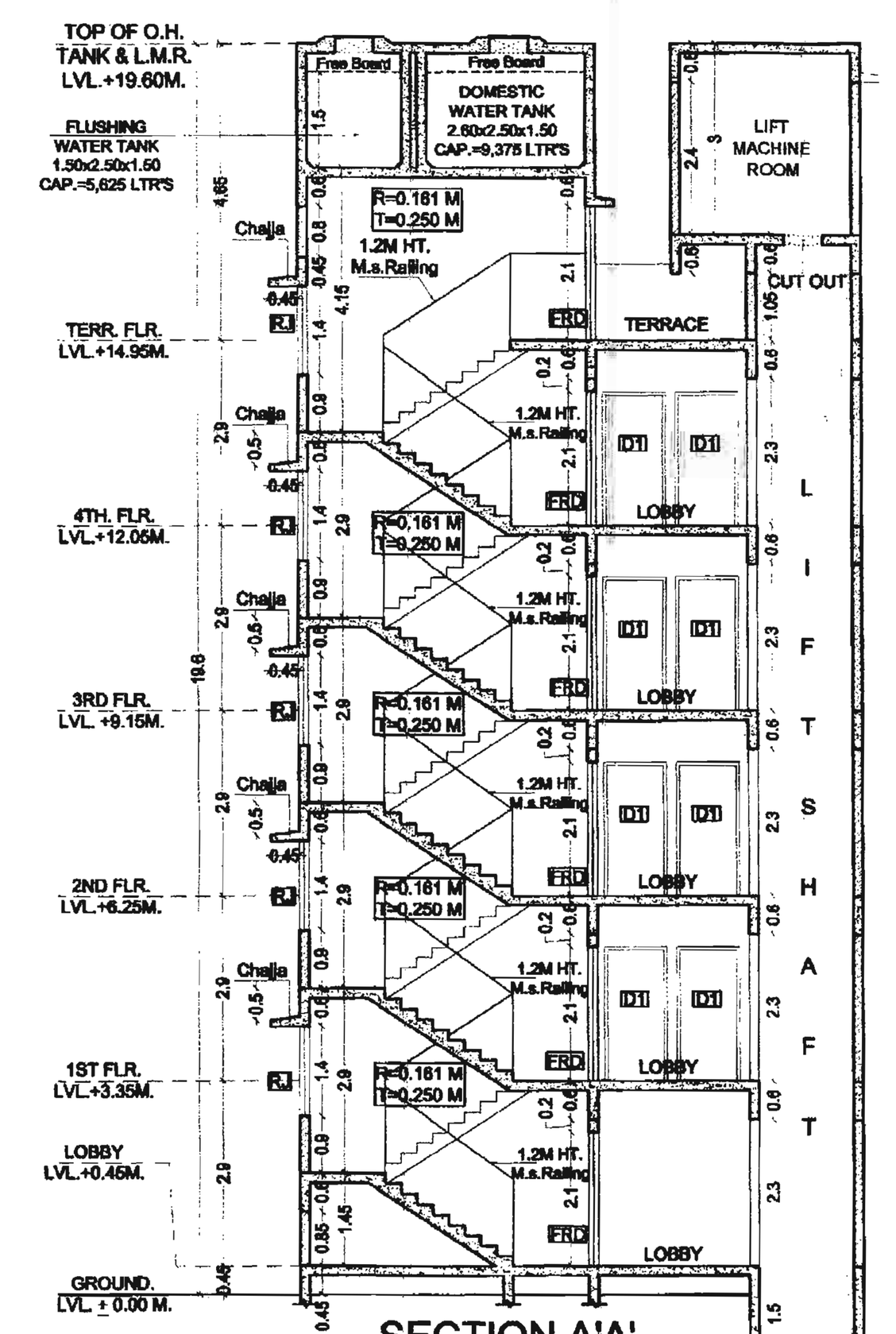

SECTION A'A'
(SCALE 1:100)

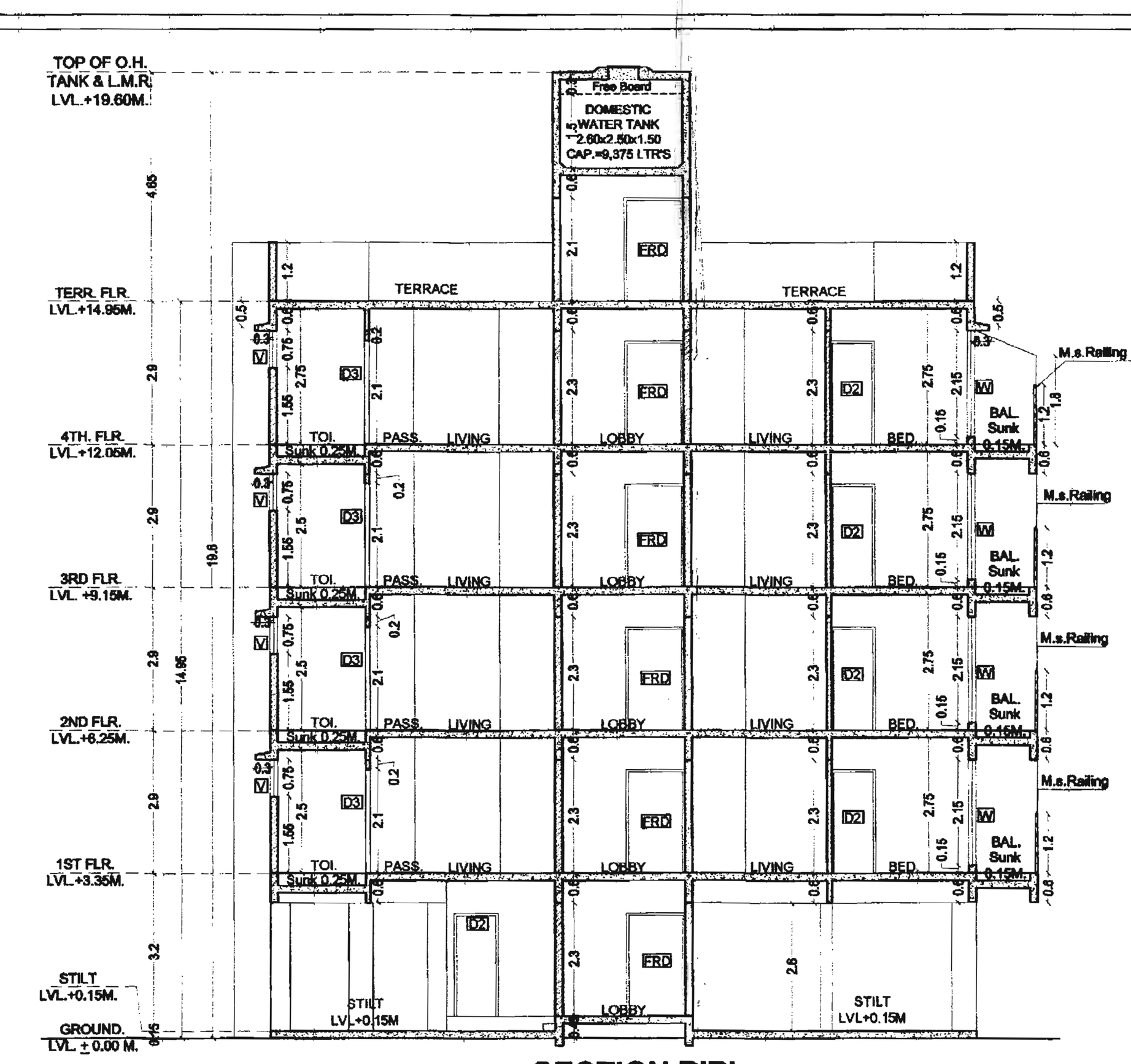

SECTION B'B'
SCALE = 1 :100

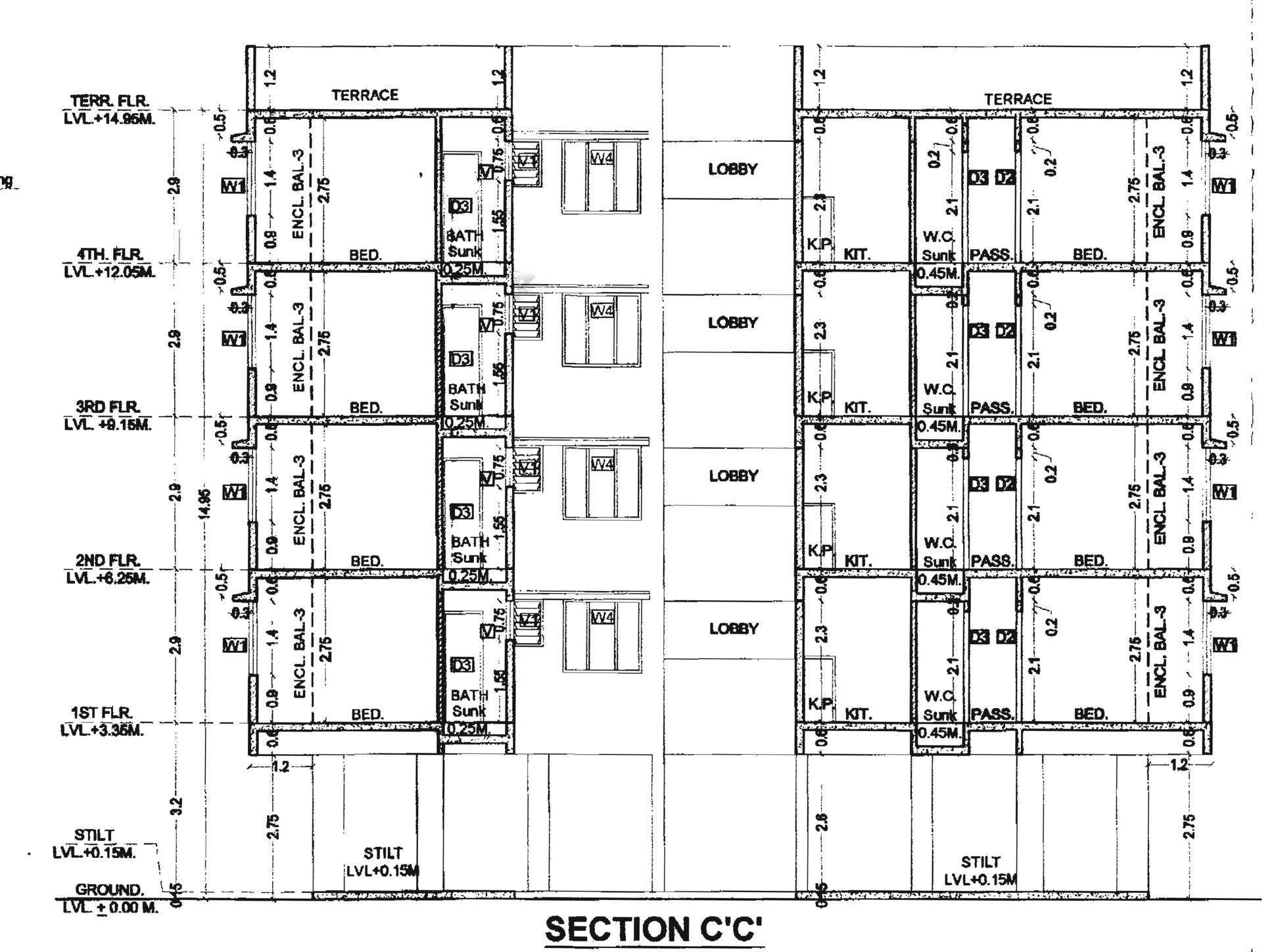

SECTION C'C'
SCALE = 1 :100

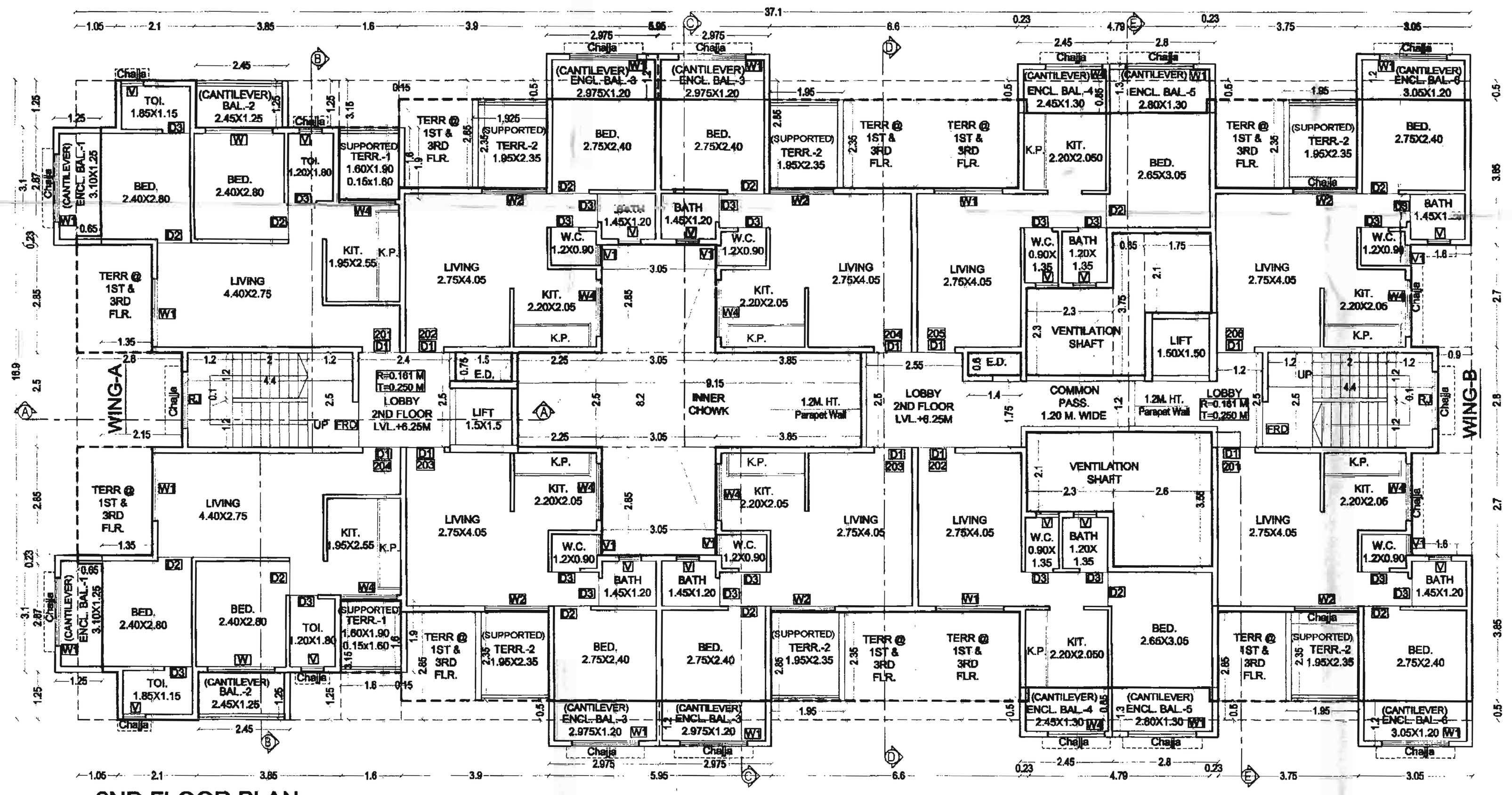

2ND FLOOR PLAN
SCALE 1:100

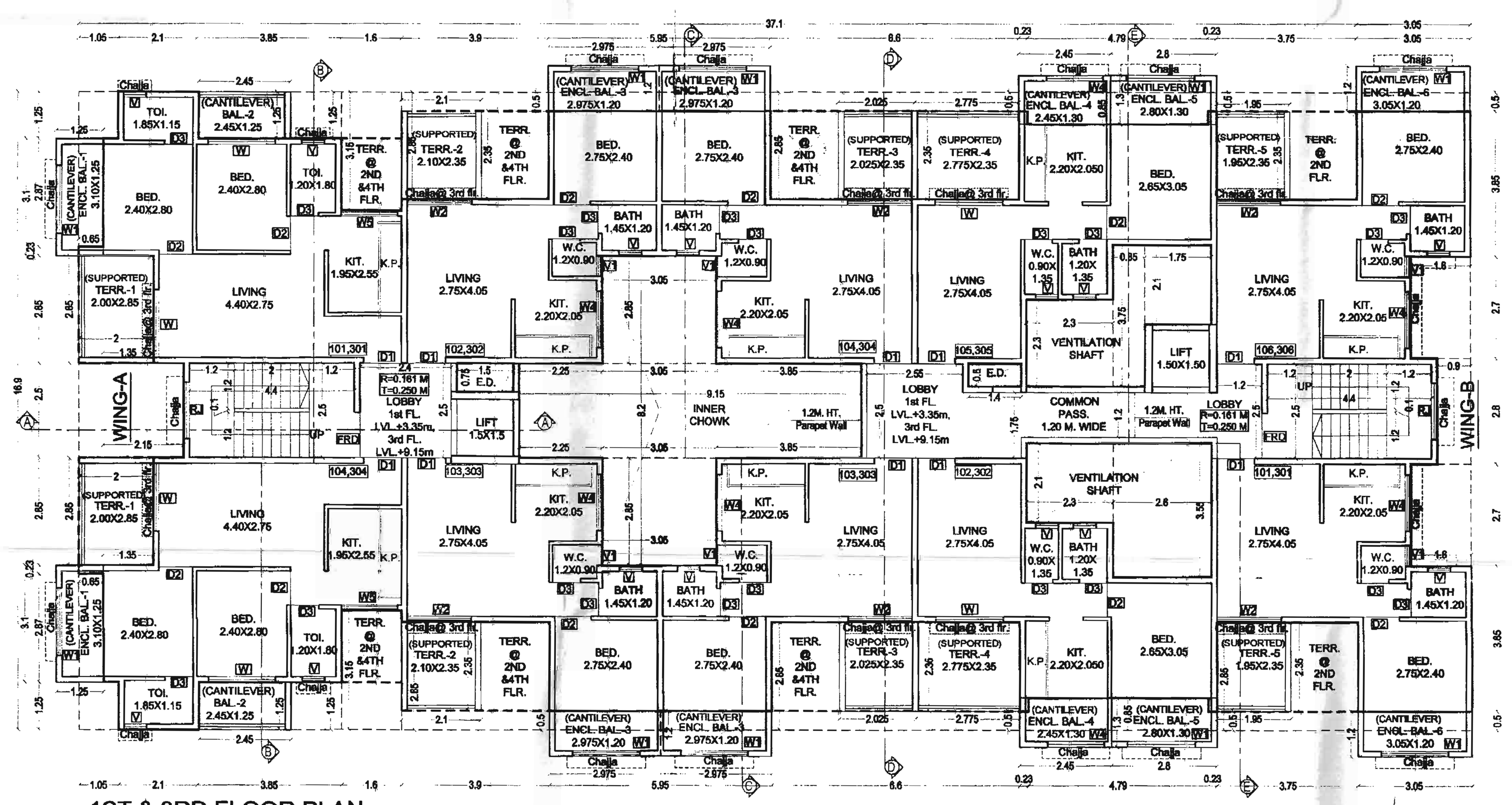

1ST & 3RD FLOOR PLAN
SCALE 1:100

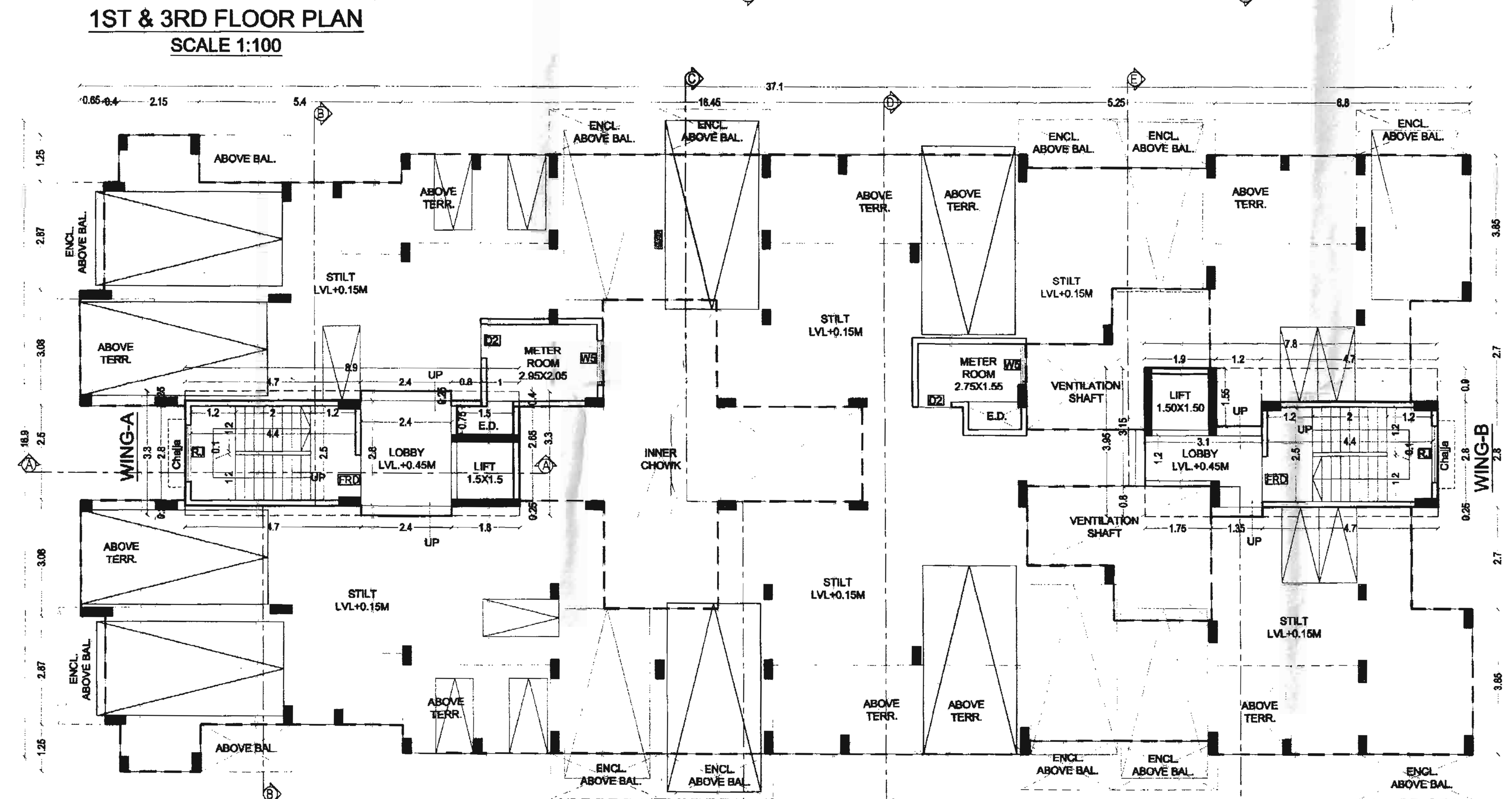

GROUND FLOOR PLAN
SCALE 1:100

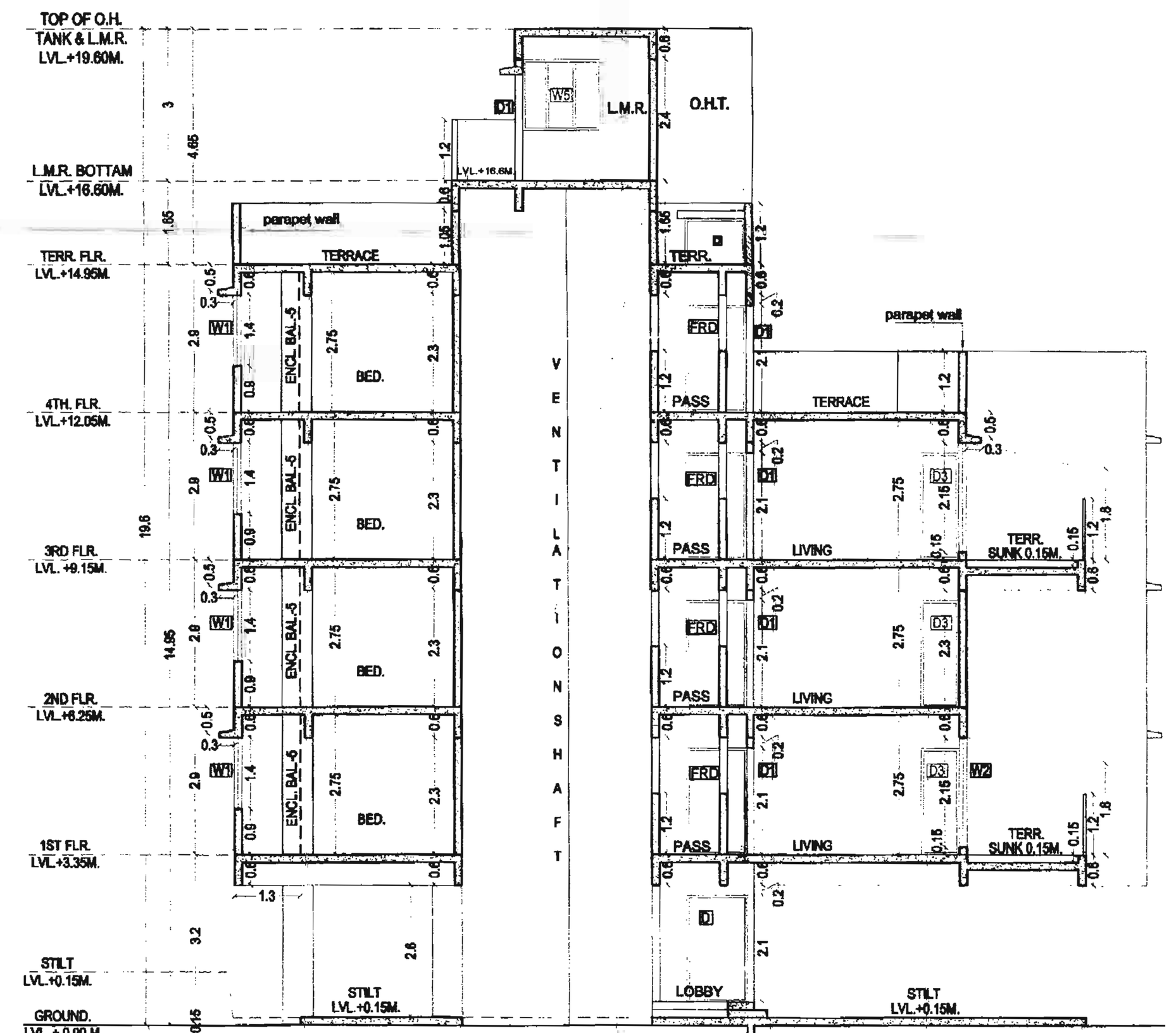

SECTION E-E'
SCALE = 1 :100

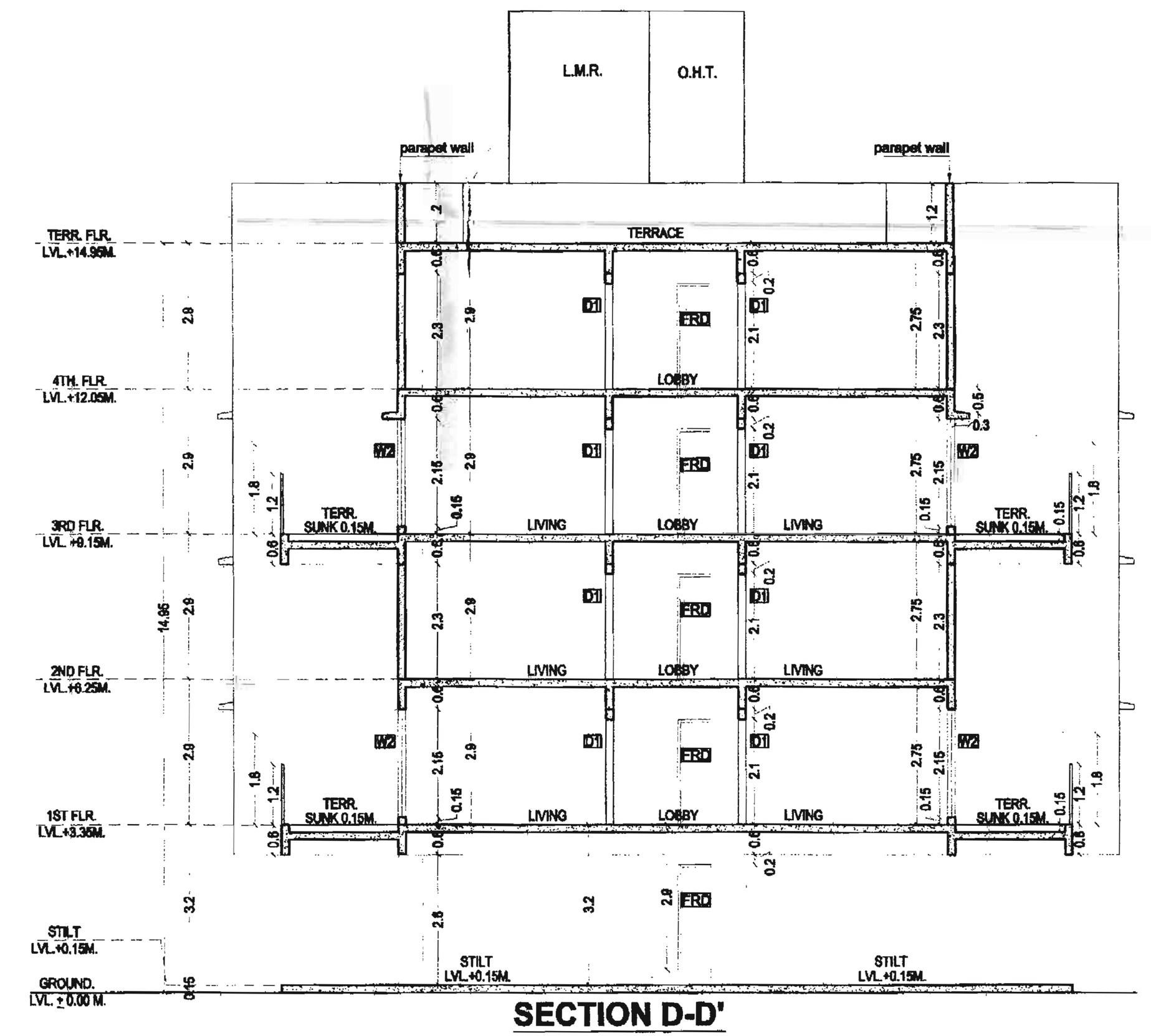

SECTION D-D'
SCALE = 1 :100

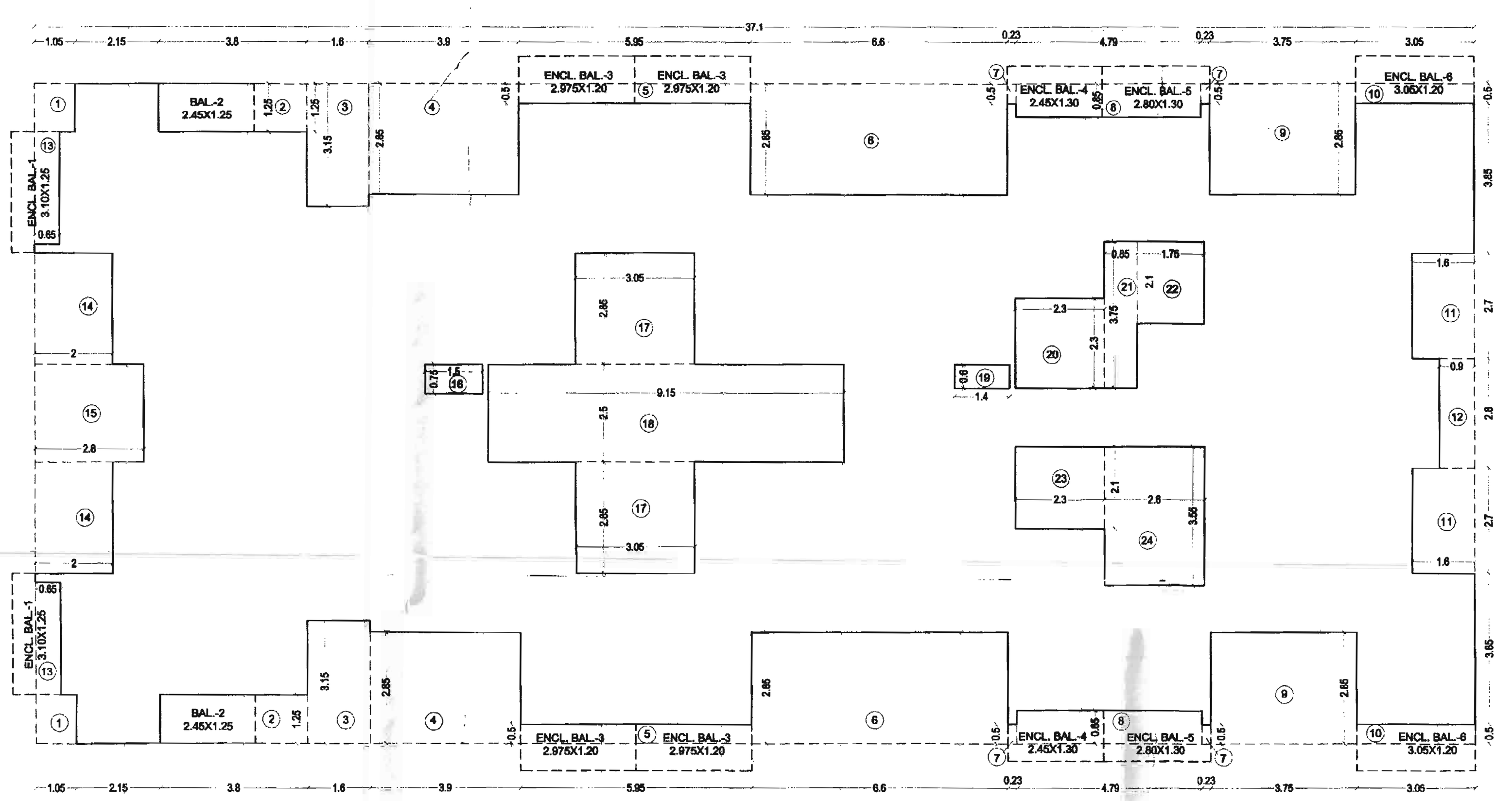

TYPICAL 1ST TO 3RD FLOOR AREA DIAGRAM & CALCULATION
(SCALE 1:100)

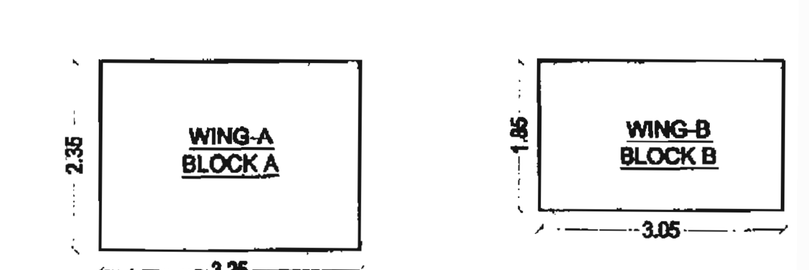

METER ROOM AREA DIAGRAM & CALCULATION
(SCALE 1:100)

METER ROOM BUILT UP AREA CALCULATION							
Sr. No.	NUMBER	NUMBER OF DEDUCTION	1/2	BASE (M)		HEIGHT (M)	AREA (SQ.M.)
(1)	(2)	(3)	(4)	(5)		(6)	(7)=3X4X5X6
METER ROOM BUILT UP AREA CALCULATION							
1	A	1	1	3.250	X	2.350	7.638
2	B	1	1	3.050	X	1.850	5.643
TOTAL BUILT UP AREA METER ROOM							13.280

SCHEDULE OF DOORS & WINDOWS					
TYPE	TENEMENT NUMBER WIDTH (METER)	HEIGHT (METER)	AREA (Sq.M.)	SILL LEVEL (METER)	DESCRIPTION
(1)	(2)	(3)	(4)=(2)x(3)	(5)	(6)
D	1.200	2.100	2.520	0.000	T.W. FRAMED PANEL DOOR
D1	1.000	2.100	2.100	0.000	T.W. FRAMED PANEL DOOR
D2	0.900	2.100	1.890	0.000	T.W. FRAMED PANEL DOOR
D3	0.750	2.100	1.575	0.000	T.W. FRAMED PANEL DOOR
W	1.800	2.150	3.870	0.150	ALUMINIUM SLIDING WINDOW
W1	1.800	1.400	2.520	0.900	ALUMINIUM SLIDING WINDOW
W2	1.700	2.150	3.655	0.150	ALUMINIUM SLIDING WINDOW
W3	1.700	1.400	2.380	0.900	ALUMINIUM SLIDING WINDOW
W4	1.500	1.400	2.100	0.900	ALUMINIUM SLIDING WINDOW
W5	1.200	1.400	1.680	0.900	ALUMINIUM SLIDING WINDOW
V	0.600	0.750	0.450	1.550	ALUMINIUM LOUVERED WINDOW
V1	0.550	0.750	0.413	1.550	ALUMINIUM LOUVERED WINDOW
RJ	1.500	1.400	2.100	0.900	R.C.C. JALI

LEGENDS

Sr. No.	Item	Building Plan On White Print
1	Building line	- - - - - - -
2	Built up area/FSI line	————

SCHEDULE OF LIGHT & VENTILATION					
ROOM	TENEMENT NUMBER	CARPET AREA	WINDOW TYPE	L&V REQUIRED	L & V PROVIDED
(1)	(2)	(3)	(4)	(5)=(3)/6	(6)
LIVING	101	12.100	W	2.017	3.870
			W1		2.520
BED.	101	6.720	W1	1.120	2.520
KITCHEN	101	4.973	W4	1.000	3.225
			W5		2.100
TOILET	101	2.160	V	0.360	0.450
BATH	102	1.800	V	0.300	0.450
W.C.	102	1.125	V1	0.188	0.413

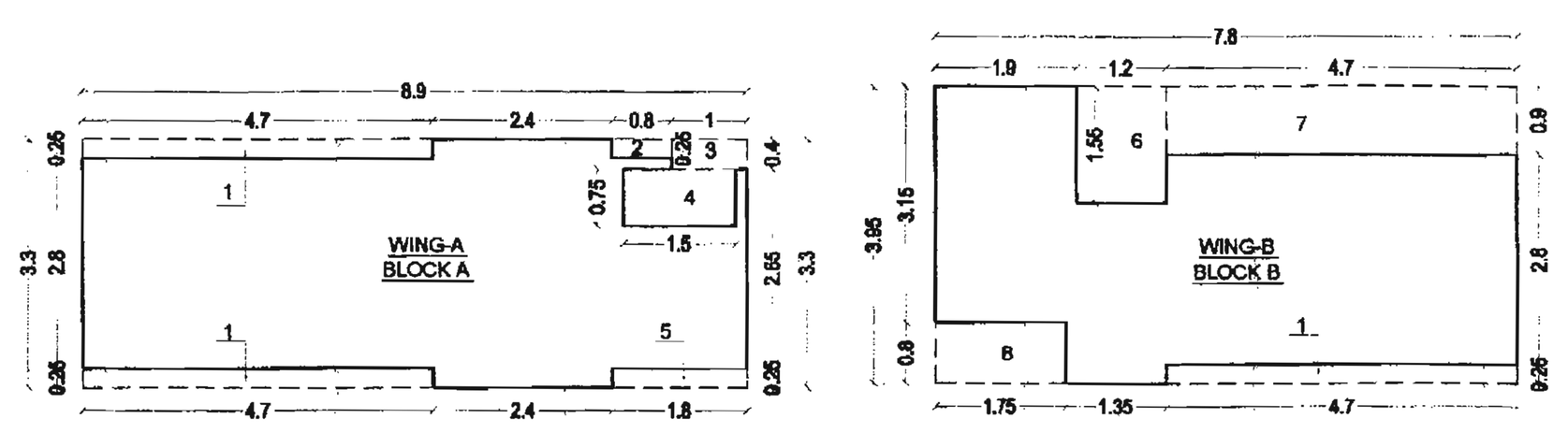

GROUND FLOOR AREA DIAGRAM & CALCULATION
(SCALE 1:100)

GROUND FLOOR BUILT UP AREA CALCULATION							
Sr. No.	NUMBER	NUMBER OF DEDUCTION	1/2	BASE (M)		HEIGHT (M)	AREA (SQ.M.)
(1)	(2)	(3)	(4)	(5)		(6)	(7)=3X4X5X6
GROUND FLOOR BUILT UP AREA CALCULATION							
1	A	1	1	8.900	X	3.300	29.370
2	B	1	1	7.800	X	3.950	30.810
	TOTAL ADDITION						60.180
3	1	3	1	4.700	X	0.250	3.525
4	2	1	1	0.800	X	0.250	0.200
4	3	1	1	1.000	X	0.400	0.400
5	4	1	1	1.500	X	0.750	1.125
6	5	1	1	1.800	X	0.250	0.450
7	6	1	1	1.200	X	1.550	1.860
8	7	1	1	4.700	X	0.900	4.230
9	8	1	1	1.750	X	0.800	1.400
TOTAL DEDUCTION							13.190
BUILT UP AREA GROUND FLOOR							46.990

1ST TO 3RD FLOOR BUILT UP AREA CALCULATION							
Sr. No.	NUMBER	NUMBER OF DEDUCTION	1/2	BASE (M)		HEIGHT (M)	AREA (SQ.M.)
(1)	(2)	(3)	(4)	(5)		(6)	(7)=3X4X5X6
1ST FLOOR BUILT UP AREA CALCULATION							
1	A	1	1	37.100	X	16.900	626.990
						TOTAL ADDITION	626.990
2	1	2	1	1.050	X	1.250	2.625
3	2	2	1	3.800	X	1.250	9.500
4	3	2	1	1.600	X	3.150	10.080
5	4	2	1	3.900	X	2.850	22.230
6	5	2	1	5.950	X	0.500	5.950
7	6	2	1	6.600	X	2.850	37.620
8	7	4	1	0.230	X	0.500	0.460
9	8	2	1	4.790	X	0.850	8.143
10	9	2	1	3.750	X	2.850	21.375
11	10	2	1	3.050	X	0.500	3.050
12	11	2	1	1.600	X	2.700	8.640
13	12	1	1	0.900	X	2.800	2.520
14	13	2	1	0.650	X	2.870	3.731
15	14	2	1	2.000	X	2.850	11.400
16	15	1	1	2.800	X	2.500	7.000
17	16	1	1	1.500	X	0.750	1.125
18	17	2	1	3.050	X	2.850	17.385
19	18	1	1	9.150	X	2.500	22.875
20	19	1	1	1.400	X	0.600	0.840
21	20	1	1	2.300	X	2.300	5.290
22	21	1	1	0.850	X	3.750	3.188
23	22	1	1	1.750	X	2.100	3.675
24	23	1	1	2.300	X	2.100	4.830
25	24	1	1	2.600	X	3.550	9.230
						TOTAL DEDUCTION	222.762
BUILT UP AREA PER FLOOR							404.229
TOTAL NET BUILT UP AREA 1ST TO 3RD FLOOR							1212.686

BALCONY AREA STATEMENT 1ST FLOOR						
BALCONY TYPE	Number of Balcony	Length (Meter)	Breadth (Meter)		Area In Sq.M. OPEN	ENCLOSED
(1)	(2)	(3)	(4)	=	(5)=(2)x(3)x(4)	(6)=(2)x(3)x(4)
B1	2	3.100	1.250	=	0.000	7.750
B2	2	2.450	1.250	=	6.125	0.000
B3	4	2.975	1.200	=	0.000	14.280
B4	2	2.450	1.300	=	0.000	6.370
B5	2	2.800	1.300	=	0.000	7.280
B6	2	3.050	1.200	=	0.000	7.320
SUBTOTAL=				=	6.125	43.000
Total Proposed Balcony Area = (5) + (6)				=	49.125	
NET B.U.A. OF FLOOR				=	404.229	
Permissible Balcony Area =(Net Built Up Area) X15%				=	60.634	
Balance Balcony Area, if any				=	11.509	
Excess Balcony Area, if any				=	NIL	
Proposed Balcony Area On Each Floor				=	**49.125**	
Total Proposed Balcony Area 1st to 3rd Floor				=	**147.375**	

TERRACE AREA STATEMENT 1ST & 3RD FLOOR					
TERRACE TYPE	Number of Terrace	Length (Meter)	Breadth (Meter)		Area In Sq.M.
(1)	(2)	(3)	(4)		(5)=(2)x(3)x(4)
T1	2	2.000	2.850		11.400
T2	2	2.100	2.350		9.870
T3	2	2.025	2.350		9.518
T4	2	2.775	2.350		13.042
T5	2	1.950	2.350		9.166
SUBTOTAL=				=	52.996
Total Proposed Terrace Area = (4)				=	52.996
NET B.U.A. OF FLOOR				=	404.229
Permissible Terrace Area =(Net Built Up Area) X20%				=	80.846
Balance Terrace Area, if any				=	27.850
Excess Terrace Area, if any				=	NIL
Terrace Area				=	**52.996**
Total Proposed Terrace Area 1st & 3rd Floor				=	**105.992**

2ND FLOOR PLAN					
TERRACE TYPE	Number of Terrace	Length (Meter)	Breadth (Meter)		Area In Sq.M.
(1)	(2)	(3)	(4)		(5)=(2)x(3)x(4)
T1	2	1.600	1.900		6.560
		0.150	1.600		
T2	6	1.950	2.350		27.498
SUBTOTAL=				=	34.058
Total Proposed Terrace Area = (4)				=	34.058
NET B.U.A. OF FLOOR				=	404.229
Permissible Terrace Area =(Net Built Up Area) X20%				=	80.846
Balance Terrace Area, if any				=	46.788
Excess Terrace Area, if any				=	NIL
Terrace Area 2nd Floor				=	34.058
Total Proposed Terrace Area 2nd Floor				=	**34.058**
Total Proposed Terrace Area 1st to 3rd Floor				=	**140.050**

STAMP OF APPROVAL | 2/3

DEVELOPMENT PERMISSION GRANTED
Subject to the conditions mentioned in this office's letter no.:
CIDCO/NAINA/Panvel/Vihighar/BP-360/CC/2019/SAP-940/980
Date: 19 JUL 2019
Associate Planner (NAINA)
19.07.2019

SPECIFICATIONS	
External wall thk	0.15M
Internal wall thk	0.10M
TOTAL NO. OF UNITS	
COMMERCIAL UNITS	00
RESIDENTIAL UNITS	38

SHEET CONTENT

GROUND FLOOR PLAN,
TYPICAL 1ST TO 3RD FLOOR PLAN,
ELEVATION & SECTIONS,
BUILT UP AREA DIAGRAM & CALCULATION,
BALCONY AREA STATEMENT,
TERRACE AREA STATEMENT,
SCHEDULE OF DOOR & WINDOW,
SCHEDULE OF LIGHT & VENTILATION.

NAME OF THE OWNER & SIGNATURE

SANTOSH V. AMBAVANE — ASIF H. PATEL

DESCRIPTION OF PROPOSAL & PROPERTY

PROPOSED RESIDENTIAL BUILDING ON LAND BEARING GUT No. 48/2 AT VILLAGE - VIHIGHAR, TAL -PANVEL, DIST - RAIGAD.

ARCHITECT NAME & SIGN

NEHA JAIN
REG NO : CA/2008/43603

DATE	DRAWN. BY	CHKD. BY	SCALE	NORTH
08-07-19	Rajeshree	Gharat	1:100	

AN.ARCH
ARCHITECT & PLANNERS
Office no. 20&21,-Raheja Arcade,
Sec-11,Plot no.61,CBD Belapur-400614,
cntct no.022-27562410,
mail i.d-anarch.architect@gmail.com
DESIGN WITH A DIFFERENCE