TENEMENT STATEMENT : (TOWER 1 TO 6A & 6B) AS PER PMRDA DCPR								
S.NO	AREA OF TENEMENT	TOWER-1	TOWER-2	TOWER-3	TOWER-4	TOWER-5	TOWER-6A & 6B	TOTAL TENEMENT
1	UP TO 50 SQ.M	--	--	84	84	84	--	252
2	BET 50 - 100 SQ.M	112	176	176	176	176	--	816
3	ABOVE 100 SQ.M	--	--	--	--	--	136	136
	TOTAL	112	176	260	260	260	136	1204

TENEMENT STATEMENT : (TOWER 7 TO 17) AS PER PMC DCPR														
S.NO	AREA OF TENEMENT	TOWER-7	TOWER-8	TOWER-9	TOWER-10	TOWER-11	TOWER-12	TOWER-13	TOWER-14	TOWER-15	TOWER-16	TOWER-17	TOTAL TENEMENT
1	UP TO 40 SQ.M	--	--	--	--	--	01	01	29	41	--	--	72
2	BETWEEN 40 - 80 SQ.M	152	72	136	136	136	55	39	30	01	14	16	787
3	BETWEEN 80 - 100 SQ.M	--	--	--	--	--	--	--	--	--	--	--	14
	TOTAL	152	72	136	136	136	56	40	59	42	28	16	873

PARKING STATEMENT : (TOWER 1 TO 6A & 6B+ COMM BLDG.-01) AS PER PMRDA DCPR							
RESI.			REQUIRED PARKING			PROPOSED PARKING	
S.NO		NO OF TENEMENT	CAR	SCOOTER	CYCLE	CAR	SCOOTER	CYCLE
1	UPTO 50 SQM	252	00	315	315	00	315	315
2	BET 50 - 100 SQM	816	272	816	816	272	816	816
3	ABOVE 100 SQM	136	68	136	136	68	136	136
	TOTAL	1204	340	1267	1267	340	1267	1267
COMM. FOR 100 SQ.M. BUILT UP		1CAR	3SC	3CY				
TOTAL BUILT UP 150.00 SQ.M.			2	5	5	2	5	5
TOTAL RESI + COMM.			342	1272	1272	342	1272	1272
AREA REQUIRED FOR PARKING SPACE INCREASED BY 50% FOR METROPOLITAN AREAS								
TOTAL REQUIRED / PROPOSED PARKING			513	1908	1908	513	1908	1908

PARKING STATEMENT : (TOWER 7 TO 17+COMM.BLDG.-02 & COMM.BLDG.- 03) AS PER PMC DCPR								
RESI.			REQUIRED PARKING			PROPOSED PARKING		
S.NO		NO OF TENEMENT	CAR	SCOOTER	CYCLE	CAR	SCOOTER	CYCLE
1	UPTO 40 SQM	72	36	72	72	36	72	72
2	BET 40 - 80 SQM	787	787	1574	787	787	1574	787
3	ABOVE 80 SQM	14	28	28	28	28	28	28
	TOTAL	873	851	1674	887	851	1674	887
COMM. FOR 100 SQ.M. BUILT UP 3 CAR 9 SCOOTER 3 CYCLE								
TOTAL BUILT UP 1521.38 SQ.M.			55	164	55	55	164	55
TOTAL RESI + COMM.			906	1838	942	906	1838	942
AREA REQUIRED FOR PARKING SPACE INCREASED BY 5% FOR VISITOR PARKING AREAS								
TOTAL REQUIRED / PROPOSED PARKING			951	1930	989	951	1930	989

TOTAL PARKING STATEMENT :						
	REQUIRED PARKING			PROPOSED PARKING		
	CAR	SCOOTER	CYCLE	CAR	SCOOTER	CYCLE
TOWER 1 TO 6A & 6B	513	1908	1908	513	1908	1908
TOWER 7 TO 17	951	1930	989	951	1930	989
TOTAL	1464	3838	2897	1464	3838	2897
TOTAL AREA (SQ.M)	=1464X12.50 =18300.00	=3838X2.00 =7676.00	=2897X0.70 =2027.90	=1464X12.50 =18300.00	=3838X2.00 =7676.00	=2897X0.70 =2027.90
	=18300.00+7676.00+2027.90= 28003.90			=18300.00+7676.00+2027.90= 28003.90		

GREEN BELT AREA CALCULATIONS OF HISSA NO. 1/1 TO 1/11 (BY TRIANGULATION METHOD)		
1.	0.5 X 40.42 X 8.72 =	176.23 SQ.M
2.	0.5 X 40.42 X 8.82 =	178.25 SQ.M
3.	0.5 X 48.92 X 8.90 =	217.69 SQ.M
4.	0.5 X 46.92 X 9.84 =	216.23 SQ.M
5.	0.5 X 51.04 X 8.91 =	227.38 SQ.M
6.	0.5 X 51.04 X 8.93 =	227.69 SQ.M
7.	0.5 X 72.81 X 8.96 =	326.02 SQ.M
8.	0.5 X 72.81 X 9.01 =	328.01 SQ.M
9.	0.5 X 134.06 X 9.53 =	638.80 SQ.M
10.	0.5 X 151.49 X 9.55 =	723.05 SQ.M
TOTAL ADDITIONS =		3260.45 SQ.M

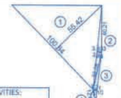

AMENITY SPACE - 1
SCALE - 1:2000

AMENITY SPACE - 1 (BY TRIANGULATION METHOD)		
1.	0.5 X 100.84 X 55.42 =	2794.28 SQ.M
2.	0.5 X 40.21 X 3.63 =	77.06 SQ.M
3.	0.5 X 33.09 X (3.84+3.21) =	116.64 SQ.M
4.	0.5 X 12.60 X (3.10+6.47) =	60.29 SQ.M
	TOTAL ADDITIONS =	3048.27 SQ.M

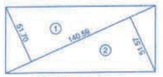

AMENITY SPACE - 3
SCALE - 1:2000

AMENITY SPACE - 3 (BY TRIANGULATION METHOD)		
1.	0.5 X 140.59 X 51.70 =	3634.25 SQ.M
2.	0.5 X 140.59 X 51.57 =	3625.11 SQ.M
	TOTAL ADDITIONS =	7259.36 SQ.M

AMENITY SPACE - 4
SCALE - 1:2000

AMENITY SPACE - 4 (BY TRIANGULATION METHOD)		
1.	0.5 X 222.75 X 34.22 =	3811.25 SQ.M.
2.	0.5 X 222.75 X 33.93 =	3778.95 SQ.M.
	TOTAL ADDITIONS =	7590.20 SQ.M.

LIST OF RECREATIONAL ACTIVITIES:
1. CLUB HOUSE
2. OUTDOOR YOGA MEDITATION ZONE
3. JOGGING TRACK/WALKING TRACK
4. CHILDRENS PLAY AREA
5. OUTDOOR SIT-OUTS
6. TENNIS COURT
7. ACUPRESSURE WALKWAYS
8. SENIOR CITIZENS ZONE
9. CYCLE TRACK
10. AMPHITHEATRE
11. SWIMMING POOL
12. KIDS POOL
13. PARTY LAWN
14. PAVILION
15. WATER BODY
16. SAND PIT
17. PARTY DECK
18. COMMUNITY GREENS
19. OUTDOOR BOARD GAMES
20. BASKETBALL COURT

AMENITY SPACE - 2
SCALE - 1:2000

AMENITY SPACE - 2 (BY TRIANGULATION METHOD)		
1.	0.5 X 224.10 X 34.16 =	3827.63 SQ.M
2.	0.5 X 224.10 X 33.97 =	3795.13 SQ.M.
	TOTAL ADDITIONS =	7622.76 SQ.M

TOTAL AMENITY AREA (1+2+3+4)
3048.27 + 7622.76 + 7259.36 + 7590.20 = 25520.59 sqm

ROAD WIDENING AREA CALCULATIONS OF HISSA NO. 1/11 (24.00 MTR WIDE ROAD) (BY TRIANGULATION METHOD)		
1.	0.5 X 69.31 X 5.81 =	201.34 SQ.M
2.	0.5 X 69.31 X 5.91 =	204.66 SQ.M
	TOTAL ADDITIONS =	406.00 SQ.M

WATER CALCULATION (IN LTR) : (TOWER 1 TO 6 +COMM.BLDG.01)								
S.NO	TYPE	TOWER-01	TOWER-02	TOWER-03	TOWER-04	TOWER-05	TOWER-06	COMM.-01	TOTAL
1.	OVER HEAD TANK	76000.00	1,19,000.00	1,76,000.00	1,76,000.00	1,76,000.00	92,000.00	2500.00	9,09,500.00
2.	FIRE FIGHTING	80000.00	80000.00	80000.00	80000.00	80000.00	80000.00	---	4,80,000.00
3	UNDER GROUND TANK	1,94,000.00	2,59,000.00	3,44,000.00	3,44,000.00	3,44,000.00	2,18,000.00	4000.00	1,70,7000.00

WATER CALCULATION (IN LTR) : (TOWER 07 TO 11+COMM.BLDG.02)							
S.NO	TYPE	TOWER-07	TOWER-08	TOWER-09	TOWER-10	TOWER-11	COMM.02	TOTAL
1.	OVER HEAD TANK	1,15,000.00	49,000.00	92,000.00	92,000.00	92,000.00	3,000.00	4,43,000.00
2.	FIRE FIGHTING	80000.00	80000.00	80000.00	80000.00	80000.00	---	4,00000.00
3.	UNDER GROUND TANK	2,53,000.00	1,54,000.00	2,20,000.00	2,20,000.00	2,20,000.00	5,000.00	10,72000.00

WATER CALCULATION (IN LTR) : (TOWER 12 TO 17+COMM.BLDG.03)								
S.NO	TYPE	TOWER-12	TOWER-13	TOWER-14	TOWER-15	TOWER-16	TOWER-17	COMM-03	TOTAL
1	OVER HEAD TANK	38,000.00	27,000.00	43,000.00	35,000.00	22,500.00	11,000.00	4,500.00	1,60,500.00
2	FIRE FIGHTING	40,000.00	80,000.00	80,000.00	80,000.00	40,000.00	80,000.00	---	4,40,000.00
3	UNDER GROUND TANK	97000.00	1,21,000.00	1,45,000.00	1,33,000.00	1,33,000.00	97,000.00	7,000.00	7,33,000.00

TOTAL WATER CALCULATION (IN LTR) : TOWER 1 TO 17+COMM.BLDG.01 TO 03				
	OVER HEAD TANK	FIRE FIGHTING	UNDER GROUND TANK	
TOWER 1 TO 6A & 6B	9,09,500.00	4,80,000.00	1,70,7000.00	
TOWER 7 TO 11	4,43,000.00	4,00000.00	10,72,000.00	
TOWER 12 TO 17	1,60,500.00	4,40,000.00	7,33,000.00	
TOTAL	1,53,3000.00	96,40,000.00	35,12,000.00	

PREMIUM DIFFERNACE							
S.NO	TYPE	COMM.B/UP	RESI B/UP	ENCLOSED BALCONY	TERRACE	LIFT	LIFT MACHINE ROOM
1	NEWLY PROPOSED	1971.38	167954.18	14311.85	11854.11	102.96	348.42
2	PREVIOUS SANCTIONED	300.00	166821.70	15261.31	8784.14	--	--
3	DIFFERNACE	1671.38	1132.46	--	3069.97	102.96	348.42

FSI AREA STATEMENT T1 TO T6A+6B

TOWER	BUILT UP AREA COMM	BUILT UP AREA RESI	PERM BALCONY	PROP BALCONY	EXCESS BALCONY	STAIRCASE RESI	STAIRCASE FIRE	PERM TERRACE	PROP TERRACE	LIFT AREA RESI	LIFT AREA FIRE	LMR AREA RESI	LMR AREA FIRE	PROP REFUGE	EXCESS REFUGE	FLOOR	PROPOSED TENEMENTS	PROPOSED SHOP	GROUND COVERAGE	TOTAL B/UP AREA	PARKING SLAB
1	0.00	1592.20	1712.14	1754.13	2.15	0.00	471.24	2239.29	951.09	4.75	3.82	10.43	32.67	75.10	0.00	P1 + P2 + 28	112		568.82	15437.13	
2	0.00	12106.67	1623.91	1593.23	0.00	0.00	726.50	2432.12	1280.75	11.30	11.38	34.88	35.98	120.00	0.00	P1 + P2 + 28	176		845.48	19798.93	
3	0.00	13867.46	2800.19	2820.86	1.24	0.00	393.32	3773.40	1740.28	14.25	14.25	61.73	61.73	226.65	64.80	P1 + P2 + 28	280		1271.88	25423.67	39595.08
4	0.00	13940.57	2801.14	2837.50	0.00	0.00	786.88	3668.17	1917.21	14.25	14.25	61.73	61.73	237.73	63.70	P1 + P2 + P3 + 28	280		1313.52	26432.62	
5	0.00	13867.37	2830.22	2820.41	1.28	0.00	393.32	3773.34	1740.28	14.25	14.25	61.73	61.73	257.85	63.86	P1 + P2 + P3 + 28	280		1271.76	25422.55	
5A & 5B	0.00	16240.42	3436.11	3425.83	0.00	0.00	572.22	3248.11	1357.14	8.55	18.00	40.00	72.68	80.18	0.00	P1 + P2 + 17	136		1340.13	21877.50	66013.04
COMM. - 01	150.00																			150.00	
TOTAL BUILT UP AREA (T1 TO T6 & COMM.-01) =	150.00	97397.29	14002.59	14311.85	4.67	0.00	3188.48	19471.64	9175.24	66.30	82.50	280.48	326.90	889.70	192.42		1264	0.00	8629.65	131444.37	49273.63
TOTAL BUILT UP AREA = RESI. BUILT UP + COMM. BUILT UP + EXCESS BALCONY + RESI. LIFT + RESI. LMR + EXCESS REFUGE																					
TOTAL B/U FSI AREA (T1 TO T6 & COMM.-01) =		98003.16																			
CLUB HOUSE -1	588.09		43.23	41.85												G+1 FLR			647.80	678.52	
T1 TO T11 & COMM.-02 (NON FSI) =	588.09	00000.00																			

FSI AREA STATEMENT T7 TO T11

TOWER	BUILT UP AREA COMM.	BUILT UP AREA RESI.	PERM BALCONY	PROP BALCONY	EXCESS BALCONY	STAIRCASE RESI.	STAIRCASE FIRE	PERM TERRACE	PROP TERRACE	LIFT AREA RESI.	LIFT AREA FIRE	LMR AREA RESI.	LMR AREA FIRE	PROP REFUGE	EXCESS REFUGE	FLOOR	PROPOSED TENEMENTS	PROPOSED SHOP	GROUND COVERAGE	TOTAL B/UP AREA	PARKING SLAB
7	798.16	12332.67	1846.67	1876.18	0.00	327.60	327.60	2486.64	438.11	11.60	11.60	34.40	34.40	72.42	0.00	GR +19 FLR	152	14	826.42	16663.83	9382.27
8	0.00	7287.50	1289.64	891.52	0.00	328.70	314.82	1411.66	394.41	5.05	5.07	15.71	15.72	48.15	0.00	P1+P2+P3+P4 + 18 FLR	72		593.05	8736.76	
9	0.00	13590.52	1525.35	1534.13	0.00	277.85	277.85	2171.20	299.99	15.49	10.40	34.78	34.78	74.37	0.00	P1+P2+P3+P4 + 17 FLR	136		906.55	14017.54	28172.83
10	0.00	13132.64	1522.92	1486.28	0.00	277.85	277.85	2030.53	240.76	10.90	10.90	34.40	34.40	72.93	0.00	P1+P2+P3+P4 + 17 FLR	136		770.36	13276.46	
11	0.00	13590.52	1528.41	1532.52	0.00	277.85	277.85	2171.27	299.99	15.49	10.40	34.78	34.78	74.37	0.00	P1+P2+P3+P4+17 FLR	136		907.36	14017.79	
COMM.-03	170.39															GROUND FLR				170.39	
TOTAL BUILT UP AREA (T7 TO T11 & COMM.-03) =	967.55	61233.85	7688.39	7320.63	0.00	1498.55	1475.87	10251.19	1533.56	48.53	46.55	134.07	134.08	342.24	0.00		552	14	4121.65	66874.73	28055.07
TOTAL BUILT UP AREA = RESI. BUILT UP + COMM. BUILT UP + EXCESS BALCONY + EXCESS REFUGE																					
TOTAL B/U FSI AREA (T7 TO T11 & COMM.-03) =		62223.03																			
CLUB HOUSE 2	588.29	0.00	0.00	0.00	0.00	0.00	0.00	0.00	0.00	0.00	0.00	0.00	0.00	0.00	0.00	G+1 FLR			490.90	588.29	
T7 TO T11 & COMM.-03 (NON FSI) =	588.29	48640.00																			

FSI AREA STATEMENT T12 TO T17

TOWER	BUILT UP AREA COMM.	BUILT UP AREA RESI.	PERM BALCONY	PROP. BALCONY	EXCESS BALCONY	STAIRCASE RESI.	STAIRCASE FIRE	PERM. TERRACE	PROP. TERRACE	LIFT AREA RESI.	LIFT AREA FIRE	LMR AREA RESI.	LMR AREA FIRE	PROP REFUGE	EXCESS REFUGE	FLOOR	PROPOSED TENEMENTS	PROPOSED SHOP	GROUND COVERAGE	TOTAL B/UP AREA	PARKING SLAB
12	0.00	4321.18	646.15	639.94	0.00	119.07	119.07	884.21	148.26	8.50	8.50	30.98	30.98	34.07	0.00	P1+P2+P3+P4+7 FLR	56		839.97	6129.48	13165.03
13	0.00	3102.68	483.43	511.10	0.00	85.05	85.05	630.56	108.26	8.50	8.50	30.98	30.98	34.07	0.00	P1+P2+P3+5 FLR	42		651.76	4600.11	
14	192.79	3748.70	562.28	120.70	1.50	85.05	85.05	746.70	409.99	14.25	14.25	54.97	54.97	53.40	17.49	P1+P2+P3 +5 FLR	56	4	1104.08	5889.86	
15	224.80	3576.32	557.11	89.28	0.00	119.07	124.74	736.86	443.57	5.13	10.25	19.68	39.37	27.49	8.48	P1+P2+P3+P4+7 FLR	42	7	851.94	5723.11	16605.25
16	172.90	2689.08	424.04	76.44	0.00	117.88	117.88	535.84	311.82	4.75	9.50	19.02	38.05	22.20	7.28	P1+P2+P3+P4 +7 FLR	28	5	736.41	4326.02	
COMM. - 03	288.73																			288.73	
TOTAL BUILT UP AREA (T12 TO T15 &COMM.-03) =	884.30	17930.14	2672.41	1529.93	0.00	526.12	531.79	3533.02	1566.66	43.13	55.00	155.46	194.21	151.37	34.25		223	16	4574.16	27122.10	31866.28
TOTAL BUILT UP AREA = RESI. BUILT UP + COMM. BUILT UP + EXCESS BALCONY + EXCESS REFUGE																					
TOTAL B/U FSI AREA (T12 TO T16 & COMM.-03) =		19436.87																			
T12 TO T16 &COMM.-03 (NON FSI) =		40379.71																			
17	0	1210.68	177.07	36.52	0	84.20	70.38	237.3	30.45	11.30	11.30	38.88	38.88	0		P1+P2+2 FLR	16		784.56	2282.73	3337.72
TOTAL BUILT UP AREA	0	1210.68	177.07	36.52	0	84.20	70.38	237.3	30.45	11.30	11.30	38.88	38.88	0			16		784.56	2282.73	3337.72
TOTAL BUILT UP AREA = RESI. BUILT UP + COMM. BUILT UP + EXCESS BALCONY + EXCESS REFUGE																					
TOTAL BUILT UP AREA		1210.68																			
T17 (NON FSI)=		4476.77																			
Total bup area Tower 1 TO 17 + COMM. - 01 + COMM. -02 + COMM. - 03	1971.38	167374.00	25145.59	22040.43	4.67	2086.52	5244.3	33470.15	11884.11	171.26	195.40	628.90	717.05	1383.31	226.65		2077	30	16109.99	229670.93	110871.70
TOTAL BUILT UP AREA	(T1 TO T6 & COMM.BLDG-01) + (T7 TO T11 & COMM.BLDG-02) + (T12 TO T16 & COMM.BLDG-03) + (T17) = 98003.16+ 62223.03+ 19436.87+ 1210.68 = 1,80,873.54 SQ.M.																				
TOTAL B/U FSI AREA	169925.54																				
GRAND TOTAL Tower 1 TO 17 + COMM. 1 + 2 + 3 + CLUB HOUSE 1 + 2	TOTAL NON F.S.I. AREA = 3,42,208.94 - 1,69,925.54 = 1,72,283.40																			231337.24	
TOTAL COMM.BUILT UP	1971.38																				
TOTAL RESI.BUILT UP	167954.10	RESI. B/UP=EXCESS BALC.+REGU.LIFT (T1 TO T6)+REGU.LMR (T1 TO T6)+EXCESS REFUGE=														TOTAL B/UP AREA (FSI + NON FSI) = TOTAL B/UP AREA + PARKING SLAB AREA (2,31,337.24 + 1,10,871.70)				342208.94	
TOTAL BUILT UP AREA =	169925.54																				

OPEN SPACE - 3
SCALE - 1:2000

OPEN SPACE - 3 (BY TRIANGULATION METHOD)		
1.	0.5 X 147.565 X 72.84 =	5374.30 SQ.M.
2.	0.5 X 147.565 X 20.57 =	1517.70 SQ.M.
	TOTAL ADDITIONS =	6892.00 SQ.M.

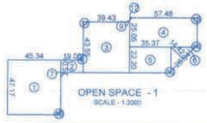

OPEN SPACE - 1
SCALE - 1:2000

OPEN SPACE - 1 AREA STATEMENT		
1.	45.34 X 47.17 =	2138.69 SQ.M
2.	19.00 X 10.57 =	200.83 SQ.M
3.	39.43 X 43.55 =	1717.18 SQ.M
4.	57.48 X 29.05 =	1439.87 SQ.M
5.	35.37 X 22.20 =	785.21 SQ.M
6.	0.50 x 28.84 X 14.42 =	207.94 SQ.M
	TOTAL =	6489.72 SQ.M
ADDITIONS :-		
7.	AREA AS PER POLYLINE =	7.72 SQ.M
8.	AREA AS PER POLYLINE =	7.72 SQ.M
9.	AREA AS PER POLYLINE =	2.62 SQ.M
		18.06 SQ.M
TOTAL ADDITIONS =		6507.78 SQ.M
DEDUCTIONS :-		
10.	AREA AS PER POLYLINE =	7.72 SQ.M
11.	AREA AS PER POLYLINE =	7.72 SQ.M
12.	AREA AS PER POLYLINE =	1.82 SQ.M
13.	AREA AS PER POLYLINE =	5.53 SQ.M
14.	AREA AS PER POLYLINE =	2.30 SQ.M
15.	AREA AS PER POLYLINE =	2.33 SQ.M
		27.42 SQ.M
TOTAL (6507.78 - 27.42) =		6480.36 SQ.M

OPEN SPACE - 2
SCALE - 1:2000

OPEN SPACE - 2 (BY TRIANGULATION METHOD)		
1.	0.5 X 141.04 X 70.51 =	4972.36 SQ.M.
	TOTAL ADDITIONS =	4972.36 SQ.M.

TOTAL OPEN SPACE AREA (1+2+3)
6480.36 + 4972.36 + 6892.00 = 18344.72 sqm

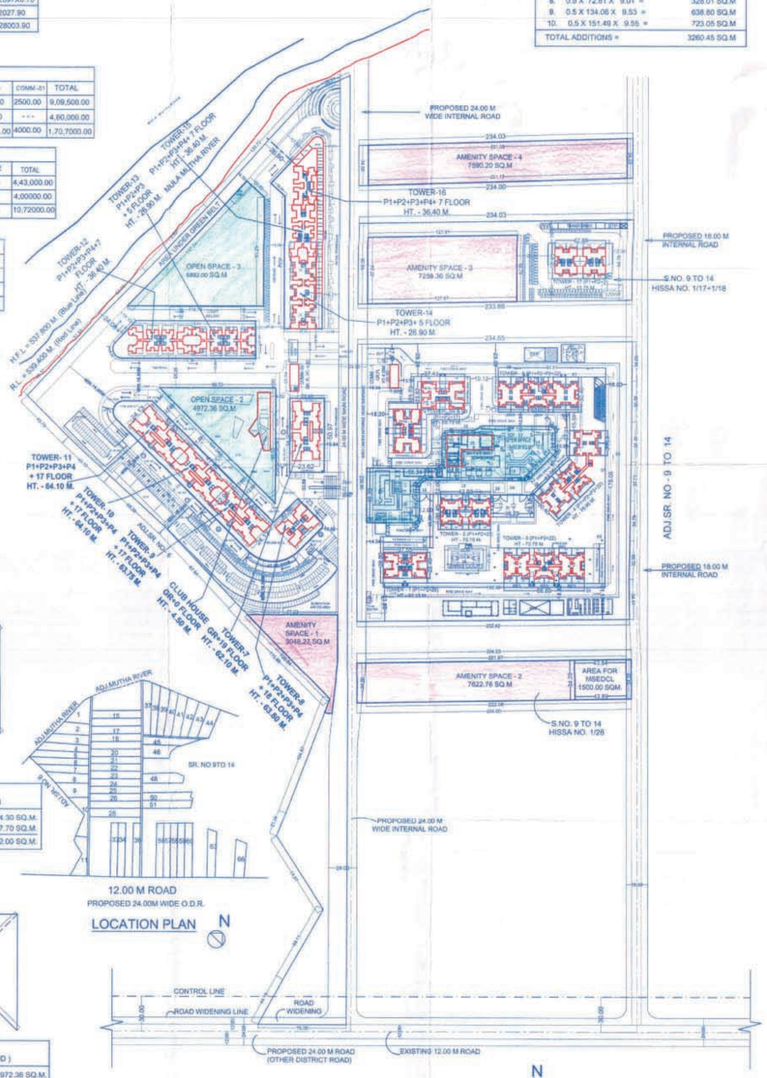

LOCATION PLAN

PODIUM PLAN
SCALE - 1:2000

BP LAYOUT PLAN

SHEET NO. 01 / 214

STAMP OF APPROVAL

फुरसत व्यापारी + निवासी दि. 10-08-2018
APPROVED SUBJECT TO CONDITION
APPROVED UNDER COMMENCEMENT CERTIFICATE NO. 1415/18
Building Inspector Deputy Engineer P.M.C (B.P.D.P Zone No.-1) P.M.C
POONA MUNICIPAL CORPORATION BUILDING CONTROL DEPT. APPROVED POONA

A	AREA STATEMENT	SQ.M.
1	TOTAL AREA OF PLOT	
	a) AS PER OWNERSHIP DUCUMENT (7/12)	173800.00
	b) AS PER DEMAECATION	176909.75
	(MINIMUM AREA OF TO BE CONSIDERED)	173800.00
2	DEDUCTIONS FOR:	
	a) PROPOSED D.P./D.P R/W AREA	406.00
	b) AREA UNDER GREEN BELT	3260.45
	c) TOTAL (a + b)	3666.45
3	GROSS AREA OF PLOT (1-2)	170133.55
4	RECREATIONAL OPEN SPACE	
	a) REQUIRED (10% OF 3)	17013.36
	b) PROPOSED	18344.72
5	AMENITY SPACE	
	a) REQUIRED (15% OF 3)	25520.03
	b) PROPOSED	25520.59
6	NET AREA OF PLOT (3 - 5b)	144612.96
7	BUILT UP AREA WITH REFERENCE TO BASIC F.S.I. AS PER FRONT ROAD WIDTH (6 X 1.10)	1,59,074.25
8	ADDITION OF AREA FOR F.S.I.	
	a) IN SITU AREA AGAINST AMENITY SPACE (2.00 X 5b)	----
	b) PREMIUM F.S.I. AREA (AS PER PMRDA)	10,939.70
	c) TDR AREA 115% X 6 (166304.90)	
	i) TDR AREA 80%	----
	ii) SLUM TDR AREA 20%	----
	d) TOTAL (a + b + c)	10,939.70
9	TOTAL AREA AVAILABLE (7 + 8)	1,70013.95
10	MAXIMUM UTILIZATION OF F.S.I. PERMISSIBLE AS PER ROAD WIDTH (2.75 X 6) (As per regulation no. 15.4)	3,97,685.64
11	TOTAL BUILT UP AREA IN PROPOSAL	1,69,925.54
12	F.S.I. CONSUMED (11/6)	
B	BALCONY STATEMENT :	
	(a) PERMISSIBLE BALCONY AREA	25145.59
	(b) PROPOSED BALCONY AREA	22040.43
C	TENEMENT STATEMENT :	
	(a) TENEMENTS PROPOSED	2077
D	PARKING STATEMENT (T1 TO T17) :	

	CAR	SCOOTER	CYCLE
(a) PARKING REQUIRED BY RULE	1464	3838	2897
(b) PARKING PROVIDED	1464	3838	2897

PROJECT :

REVISED GROUP HOUSING PROJECT AT S.NO. 9 TO 14, HISSA.NO. 1/1+1/2+1/3+1/4+1/5+1/6+1/7+1/8+1/9+1/10+1/11+1/15+1/17+1/18+1/20+1/21+1/22+1/23+1/24+1/25+1/26+1/28 AT : MUNDHAWA, TAL : HAVELI, DIST : PUNE.

NAME & SIGN OF OWNER / PAH

ALL THE RESPONSIBILITY PERTAINING TO WORKING DRAWING, ARCHITECTURAL DESIGN AND SUPERVISION SHALL BE OF THE PRINCIPAL ARCHITECT.
THIS MUNICIPAL DRAWING HAS BEEN PREPARED ON THE BASIS OF THE INFORMATION, DRAWINGS AND DOCUMENTS SUPPLIED BY ME/US AND I/WE ASSURED THAT IT IS LEGAL, VALID AND CORRECT AND I/WE UNDERSIGNED OWNER / PAH SHALL BE SOLELY RESPONSIBLE FOR ANY CONSEQUENCES, DISPUTES OR DIFFERENCES ARISING THEREFROM.

MR. ANIRUDHA U. SEOLEKAR (DESIGNATED PARTNER)
MR. AMANDEEP SINGH (AUTHORISED SIGNATORY)

PINNI CO.OPERATIVE HOUSING SOCIETY LTD. & SHARAD CO.OPERATIVE HOUSING SOCIETY LTD.
THROUG