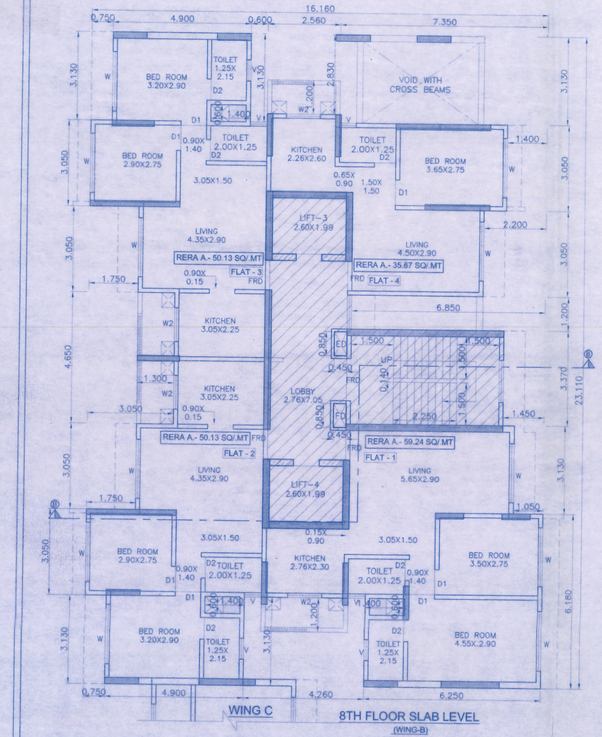

WING C

8TH FLOOR SLAB LEVEL
(WING-B)
SCALE 1:100

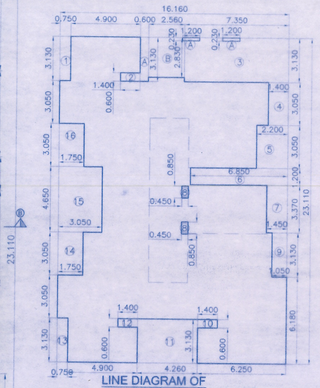

LINE DIAGRAM OF
8TH SLAB LEVEL
(WING-B)
SCALE 1:200

| BUILT UP AREA CALCULATION OF (8TH SLAB LEVEL) (WING-B) | | | | | | | |
|---|---|---|---|---|---|---|---|
| AREA IN BLOCK | | = | 16.160 | X | 23.110 | = | 373.46 |
| LESS AREA | | | | | | | |
| 1 | 0.750 | X | 3.130 | X | 1 | = | 2.35 |
| 2 | 1.400 | X | 0.600 | X | 1 | = | 0.84 |
| A | 0.600 | X | 3.130 | X | 1 | = | 1.88 |
| B | 2.560 | X | 2.830 | X | 1 | = | 7.24 |
| 3 | 7.350 | X | 3.130 | X | 1 | = | 23.01 |
| 4 | 1.400 | X | 3.050 | X | 1 | = | 4.27 |
| 5 | 2.200 | X | 3.050 | X | 1 | = | 6.71 |
| 6 | 6.850 | X | 1.200 | X | 1 | = | 8.22 |
| 7 | 1.450 | X | 3.370 | X | 1 | = | 4.89 |
| 8 | 0.450 | X | 0.850 | X | 2 | = | 0.77 |
| 9 | 1.050 | X | 3.130 | X | 1 | = | 3.29 |
| 10 | 1.400 | X | 0.600 | X | 1 | = | 0.84 |
| 11 | 4.260 | X | 3.130 | X | 1 | = | 13.33 |
| 12 | 1.400 | X | 0.600 | X | 1 | = | 0.84 |
| 13 | 0.750 | X | 3.130 | X | 1 | = | 2.35 |
| 14 | 1.750 | X | 3.050 | X | 1 | = | 5.34 |
| 15 | 3.050 | X | 4.650 | X | 1 | = | 14.18 |
| 16 | 1.750 | X | 3.050 | X | 1 | = | 5.34 |
| TOTAL LESS AREA | | | | | | = | 105.67 |
| TOTAL BUA | | = | 373.46 | – | 105.67 | = | 267.79 |
| ADD COLUMN AREA | | | | | | = | 0.00 |
| A | 1.200 | X | 0.230 | X | 2 | = | 0.55 |
| TOTAL AREA | | | | | | = | 268.34 |

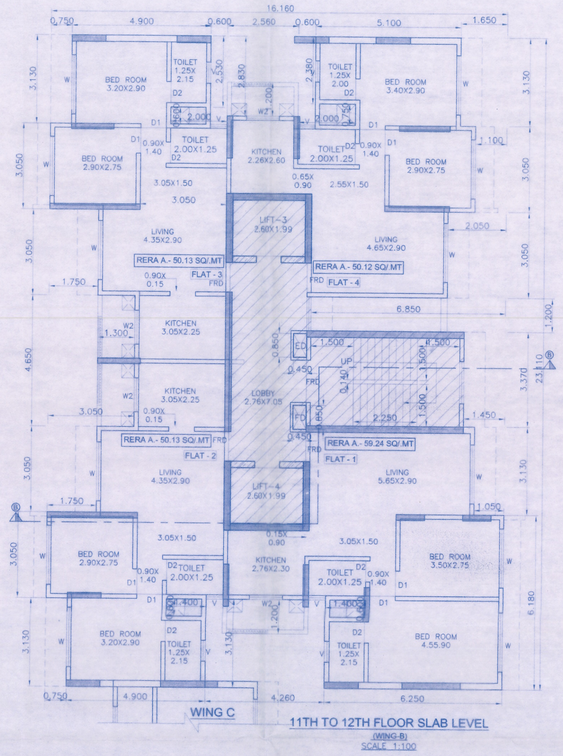

WING C

11TH TO 12TH FLOOR SLAB LEVEL
(WING-B)
SCALE 1:100

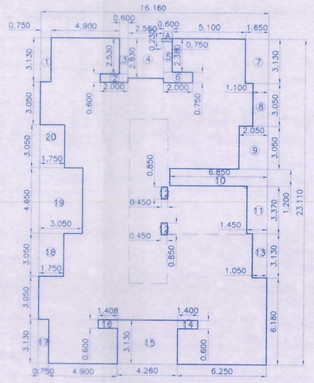

LINE DIAGRAM OF
11TH TO 12TH, 14TH TO 18TH SLAB LEVEL
(WING-B)
SCALE 1:200

| BUILT UP AREA CALCULATION OF (11TH TO 12TH, 14TH TO 18TH SLAB LEVEL) (WING-B) | | | | | | | |
|---|---|---|---|---|---|---|---|
| AREA IN BLOCK | | = | 16.160 | X | 23.110 | = | 373.46 |
| LESS AREA | | | | | | | |
| 1 | 0.750 | X | 3.130 | X | 1 | = | 2.35 |
| 2 | 2.000 | X | 0.600 | X | 1 | = | 1.20 |
| 3 | 0.600 | X | 2.530 | X | 1 | = | 1.52 |
| 4 | 2.560 | X | 2.830 | X | 1 | = | 7.24 |
| 5 | 0.600 | X | 2.380 | X | 1 | = | 1.43 |
| 6 | 2.000 | X | 0.750 | X | 1 | = | 1.50 |
| 7 | 1.650 | X | 3.130 | X | 1 | = | 5.16 |
| 8 | 1.100 | X | 3.050 | X | 1 | = | 3.36 |
| 9 | 2.050 | X | 3.050 | X | 1 | = | 6.25 |
| 10 | 6.850 | X | 1.200 | X | 1 | = | 8.22 |
| 11 | 1.450 | X | 3.370 | X | 1 | = | 4.89 |
| 12 | 0.450 | X | 0.850 | X | 2 | = | 0.77 |
| 13 | 1.050 | X | 3.130 | X | 1 | = | 3.29 |
| 14 | 1.400 | X | 0.600 | X | 1 | = | 0.84 |
| 15 | 4.260 | X | 3.130 | X | 1 | = | 13.33 |
| 16 | 1.408 | X | 0.600 | X | 1 | = | 0.84 |
| 17 | 0.750 | X | 3.130 | X | 1 | = | 2.35 |
| 18 | 1.750 | X | 3.050 | X | 1 | = | 5.34 |
| 19 | 3.050 | X | 4.650 | X | 1 | = | 14.18 |
| 20 | 1.750 | X | 3.050 | X | 1 | = | 5.34 |
| TOTAL LESS AREA | | | | | | = | 89.39 |
| TOTAL BUA | | = | 373.46 | – | 89.39 | = | 284.07 |
| ADD COLUMN AREA | | | | | | | |
| A | 0.750 | X | 0.230 | X | 1 | = | 0.17 |
| TOTAL AREA | | | | | | = | 284.24 |

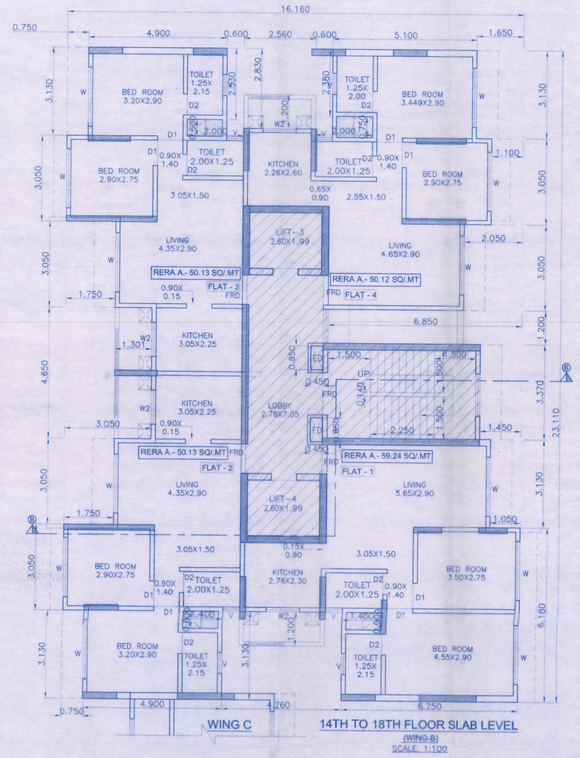

WING C

14TH TO 18TH FLOOR SLAB LEVEL
(WING-B)
SCALE 1:100

STAMP OF APPROVAL OF PLAN 9/16

Approved Subject to the condition
Mentioned in this office permission
Letter no. SRA/ENG/BP/PVT/0218/2023031/AR
Dt. 23 AUG 2023

Executive Engineer
Slum Rehabilitation Authority

CONTENTS OF SHEET

6TH TO 18TH FLOOR PLAN, TERRACE FLOOR PLAN WING–B & LINE DIAGRAM & AREA CALCULATION OF 6TH TO 18TH FLOOR, REFUGE AREA CALCULATION, STAIRCASE AREA CALCULATION

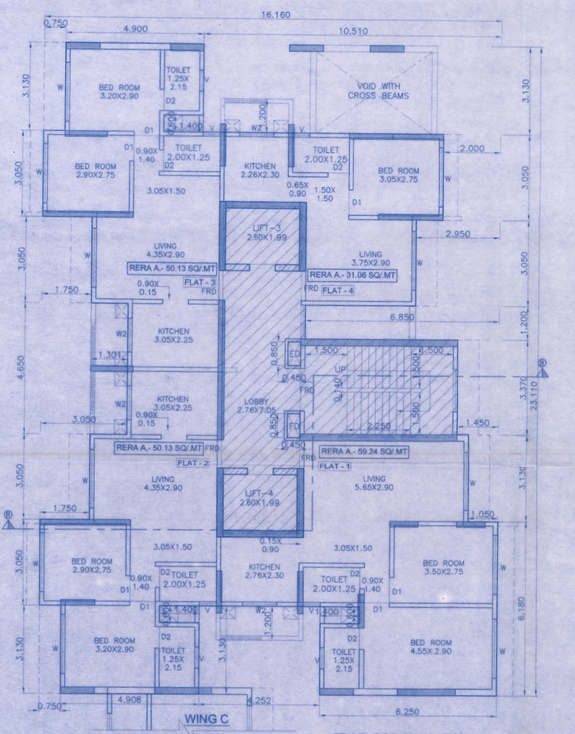

WING C

7TH FLOOR SLAB LEVEL
(WING-B)
SCALE 1:100

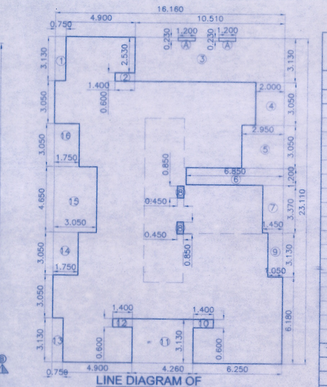

LINE DIAGRAM OF
7TH SLAB LEVEL
(WING-B)
SCALE 1:200

| BUILT UP AREA CALCULATION OF (7TH SLAB LEVEL) (WING-B) | | | | | | | |
|---|---|---|---|---|---|---|---|
| AREA IN BLOCK | | = | 16.160 | X | 23.110 | = | 373.46 |
| LESS AREA | | | | | | | |
| 1 | 0.750 | X | 3.130 | X | 1 | = | 2.35 |
| 2 | 1.400 | X | 0.600 | X | 1 | = | 0.84 |
| 3 | 10.510 | X | 3.130 | X | 1 | = | 32.90 |
| 4 | 2.000 | X | 3.050 | X | 1 | = | 6.10 |
| 5 | 2.950 | X | 3.050 | X | 1 | = | 9.00 |
| 6 | 6.850 | X | 1.200 | X | 1 | = | 8.22 |
| 7 | 1.450 | X | 3.370 | X | 1 | = | 4.89 |
| 8 | 0.450 | X | 0.850 | X | 2 | = | 0.77 |
| 9 | 1.050 | X | 3.130 | X | 1 | = | 3.29 |
| 10 | 1.400 | X | 0.600 | X | 1 | = | 0.84 |
| 11 | 4.260 | X | 3.130 | X | 1 | = | 13.33 |
| 12 | 1.400 | X | 0.600 | X | 1 | = | 0.84 |
| 13 | 0.750 | X | 3.130 | X | 1 | = | 2.35 |
| 14 | 1.750 | X | 3.050 | X | 1 | = | 5.34 |
| 15 | 3.050 | X | 4.650 | X | 1 | = | 14.18 |
| 16 | 1.750 | X | 3.050 | X | 1 | = | 5.34 |
| TOTAL LESS AREA | | | | | | = | 110.56 |
| TOTAL BUA | | = | 373.46 | – | 110.56 | = | 262.90 |
| ADD COLUMN AREA | | | | | | | |
| A | 1.200 | X | 0.230 | X | 2 | = | 0.55 |
| TOTAL AREA | | | | | | = | 263.45 |

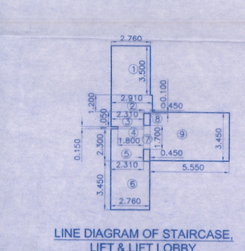

LINE DIAGRAM OF STAIRCASE, LIFT & LIFT LOBBY
7TH TO 12TH , 14TH TO 18TH SLAB LEVEL
(WING-B)
SCALE 1:200

| AREA CALCULATION OF STAIRCASE, LIFT & LIFT LOBBY (7TH TO 12TH , 14TH TO 18TH SLAB LEVEL) (WING-B) | | | | | | | |
|---|---|---|---|---|---|---|---|
| 1 | 2.760 | X | 3.500 | X | 1 | = | 9.66 |
| 2 | 2.910 | X | 1.200 | X | 1 | = | 3.49 |
| 3 | 2.310 | X | 1.050 | X | 1 | = | 2.43 |
| 4 | 1.800 | X | 0.150 | X | 1 | = | 0.27 |
| 5 | 2.310 | X | 2.300 | X | 1 | = | 5.31 |
| 6 | 2.760 | X | 3.450 | X | 1 | = | 9.52 |
| 7 | 0.450 | X | 1.700 | X | 1 | = | 0.77 |
| 8 | 0.450 | X | 0.100 | X | 1 | = | 0.05 |
| 9 | 5.550 | X | 3.450 | X | 1 | = | 19.15 |
| TOTAL AREA | | | | | | = | 50.64 |

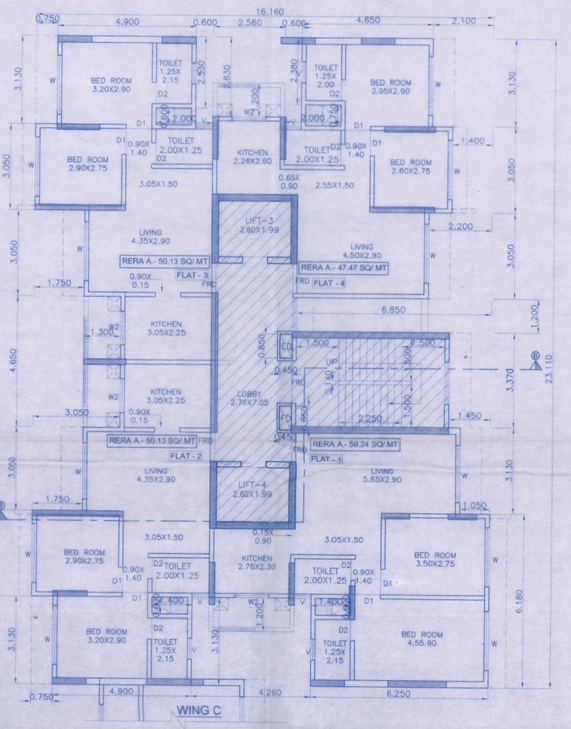

WING C

10TH FLOOR SLAB LEVEL
(WING-B)
SCALE 1:100

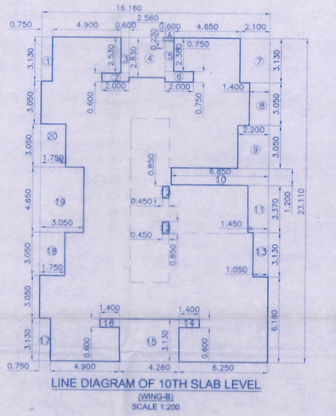

LINE DIAGRAM OF 10TH SLAB LEVEL
(WING-B)
SCALE 1:200

| BUILT UP AREA CALCULATION OF (10TH SLAB LEVEL) (WING-B) | | | | | | | |
|---|---|---|---|---|---|---|---|
| AREA IN BLOCK | | = | 16.160 | X | 23.110 | = | 373.46 |
| LESS AREA | | | | | | | |
| 1 | 0.750 | X | 3.130 | X | 1 | = | 2.35 |
| 2 | 2.000 | X | 0.600 | X | 1 | = | 1.20 |
| 3 | 0.600 | X | 2.530 | X | 1 | = | 1.52 |
| 4 | 2.560 | X | 2.830 | X | 1 | = | 7.24 |
| 5 | 0.600 | X | 2.380 | X | 1 | = | 1.43 |
| 6 | 2.000 | X | 0.750 | X | 1 | = | 1.50 |
| 7 | 2.100 | X | 3.130 | X | 1 | = | 6.57 |
| 8 | 1.400 | X | 3.050 | X | 1 | = | 4.27 |
| 9 | 2.200 | X | 3.050 | X | 1 | = | 6.71 |
| 10 | 6.850 | X | 1.200 | X | 1 | = | 8.22 |
| 11 | 1.450 | X | 3.370 | X | 1 | = | 4.89 |
| 12 | 0.450 | X | 0.850 | X | 2 | = | 0.77 |
| 13 | 1.050 | X | 3.130 | X | 1 | = | 3.29 |
| 14 | 1.400 | X | 0.600 | X | 1 | = | 0.84 |
| 15 | 4.260 | X | 3.130 | X | 1 | = | 13.33 |
| 16 | 1.400 | X | 0.600 | X | 1 | = | 0.84 |
| 17 | 0.750 | X | 3.130 | X | 1 | = | 2.35 |
| 18 | 1.750 | X | 3.050 | X | 1 | = | 5.34 |
| 19 | 3.050 | X | 4.650 | X | 1 | = | 14.18 |
| 20 | 1.750 | X | 3.050 | X | 1 | = | 5.34 |
| TOTAL LESS AREA | | | | | | = | 92.17 |
| TOTAL BUA | | = | 373.46 | – | 92.17 | = | 281.29 |
| ADD COLUMN AREA | | | | | | | |
| A | 0.750 | X | 0.230 | X | 1 | = | 0.17 |
| TOTAL AREA | | | | | | = | 281.46 |

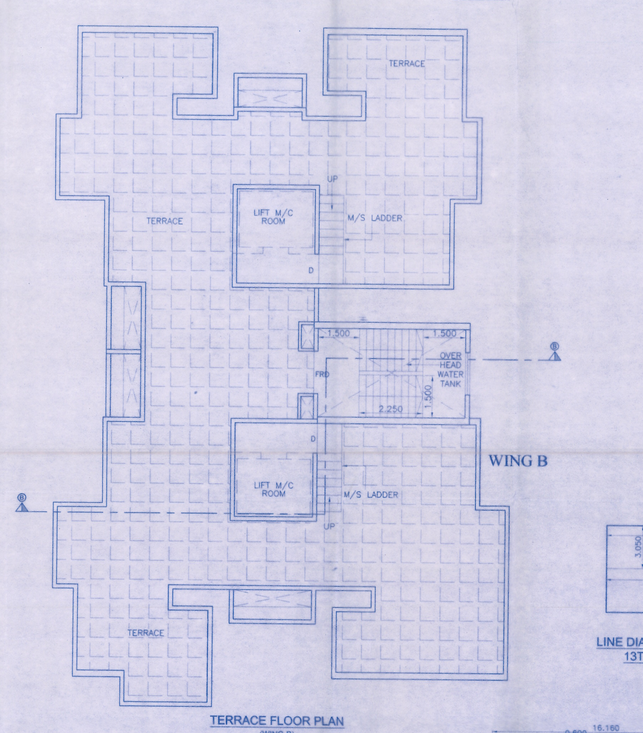

TERRACE FLOOR PLAN
(WING-B)
SCALE 1:100

| REFUGE AREA CALCULATION OF 13TH FL (WING -B) |
|---|
| 18TH FLOOR 233.60 |
| 17TH FLOOR 233.60 |
| 16TH FLOOR 233.60 |
| 15TH FLOOR 233.60 |
| 14TH FLOOR 233.60 |
| 13TH FLOOR 203.25 |
| TOTAL AREA 1371.25 |
| REQ. REFUGE AREA 4% 54.85 |
| PROPOSED AREA 80.28 |
| MAX. REFUGE FSI 4.25% 58.28 |
| Excess area of Refuge counted in FSI 25.43 |

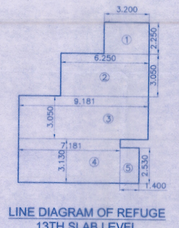

LINE DIAGRAM OF REFUGE
13TH SLAB LEVEL
(WING-B)
SCALE 1:200

| AREA CALCULATION OF REFUGE (13TH SLAB LEVEL) (WING-B) | | | | | | | |
|---|---|---|---|---|---|---|---|
| 1 | 3.200 | X | 2.250 | X | 1 | = | 7.20 |
| 2 | 5.250 | X | 3.050 | X | 1 | = | 16.06 |
| 3 | 9.181 | X | 3.050 | X | 1 | = | 28.00 |
| 4 | 7.181 | X | 3.130 | X | 1 | = | 22.48 |
| 5 | 1.400 | X | 2.530 | X | 1 | = | 3.54 |
| TOTAL AREA | | | | | | = | 80.28 |

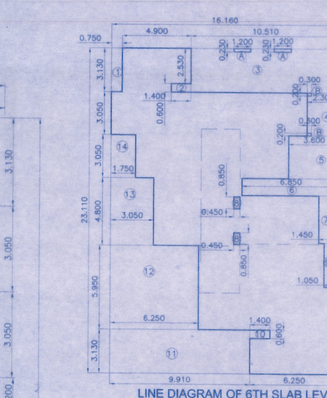

LINE DIAGRAM OF 6TH SLAB LEVEL
(WING-B)
SCALE 1:200

| BUILT UP AREA CALCULATION OF (6TH SLAB LEVEL) (WING-B) | | | | | | | |
|---|---|---|---|---|---|---|---|
| AREA IN BLOCK | | = | 16.160 | X | 23.110 | = | 373.46 |
| LESS AREA | | | | | | | |
| 1 | 0.750 | X | 3.130 | X | 1 | = | 2.35 |
| 2 | 1.400 | X | 0.600 | X | 1 | = | 0.84 |
| 3 | 10.510 | X | 3.130 | X | 1 | = | 32.90 |
| 4 | 2.300 | X | 3.050 | X | 1 | = | 7.01 |
| 5 | 3.600 | X | 3.050 | X | 1 | = | 10.98 |
| 6 | 6.850 | X | 1.200 | X | 1 | = | 8.22 |
| 7 | 1.450 | X | 3.370 | X | 1 | = | 4.89 |
| 8 | 0.450 | X | 0.850 | X | 2 | = | 0.77 |
| 9 | 1.050 | X | 3.130 | X | 1 | = | 3.29 |
| 10 | 1.400 | X | 0.600 | X | 1 | = | 0.84 |
| 11 | 9.910 | X | 3.130 | X | 1 | = | 31.02 |
| 12 | 6.250 | X | 5.950 | X | 1 | = | 37.19 |
| 13 | 3.050 | X | 4.800 | X | 1 | = | 14.64 |
| 14 | 1.750 | X | 3.050 | X | 1 | = | 5.34 |
| TOTAL LESS AREA | | | | | | = | 160.26 |
| TOTAL BUA | | = | 373.46 | – | 160.26 | = | 213.20 |
| Excess Refuge area counted in FSI | | | | | | = | 111.57 |
| Total BUA | | | | | | = | 324.77 |
| ADD COLUMN AREA | | | | | | = | 0.00 |
| A | 1.200 | X | 0.230 | X | 2 | = | 0.55 |
| B | 0.300 | X | 0.200 | X | 2 | = | 0.12 |
| TOTAL AREA | | | | | | = | 325.44 |

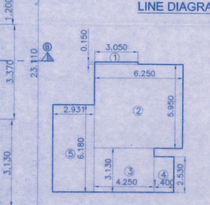

LINE DIAGRAM OF REFUGE
6TH SLAB LEVEL
(WING-B)
SCALE 1:200

| REFUGE AREA CALCULATION OF 6TH FL (WING -B) |
|---|
| 12TH FLOOR 233.60 |
| 11TH FLOOR 233.60 |
| 10TH FLOOR 230.82 |
| 9TH FLOOR 223.29 |
| 8TH FLOOR 217.70 |
| 7TH FLOOR 212.81 |
| 6TH FLOOR 174.01 |
| TOTAL AREA 1525.83 |
| REQ. REFUGE AREA 4% 61.03 |
| PROPOSED AREA 72.60 |
| MAX. REFUGE AREA 4.25% 64.85 |
| Excess BUA counted in FSI 11.57 |

| AREA CALCULATION OF REFUGE (6TH SLAB LEVEL) (WING-B) | | | | | | | |
|---|---|---|---|---|---|---|---|
| 1 | 3.050 | X | 0.150 | X | 1 | = | 0.46 |
| 2 | 6.250 | X | 5.950 | X | 1 | = | 37.19 |
| 3 | 4.250 | X | 3.130 | X | 1 | = | 13.30 |
| 4 | 1.400 | X | 2.530 | X | 1 | = | 3.54 |
| 5 | 2.931 | X | 6.180 | X | 1 | = | 18.11 |
| TOTAL AREA | | | | | | = | 72.60 |

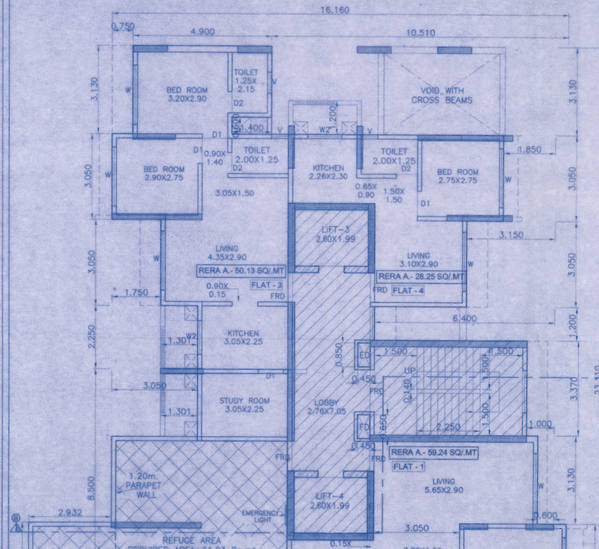

WING C

6TH FLOOR SLAB LEVEL
(WING-B)
SCALE 1:100

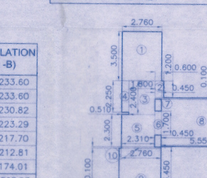

LINE DIAGRAM OF STAIRCASE, LIFT & LIFT LOBBY 6TH SLAB LEVEL
(WING-B)
SCALE 1:200

| AREA CALCULATION OF STAIRCASE, LIFT & LIFT LOBBY (6TH SLAB LEVEL) (WING-B) | | | | | | | |
|---|---|---|---|---|---|---|---|
| 1 | 2.760 | X | 3.500 | X | 1 | = | 9.66 |
| 2 | 0.600 | X | 1.200 | X | 1 | = | 0.72 |
| 3 | 1.800 | X | 2.400 | X | 1 | = | 4.32 |
| 4 | 0.510 | X | 2.250 | X | 1 | = | 1.15 |
| 5 | 2.310 | X | 2.300 | X | 1 | = | 5.31 |
| 6 | 0.450 | X | 1.700 | X | 1 | = | 0.77 |
| 7 | 0.450 | X | 0.100 | X | 1 | = | 0.05 |
| 8 | 5.550 | X | 3.450 | X | 1 | = | 19.15 |
| 9 | 2.910 | X | 3.450 | X | 1 | = | 10.04 |
| 10 | 2.760 | X | 0.100 | X | 1 | = | 0.28 |
| TOTAL AREA | | | | | | = | 51.43 |

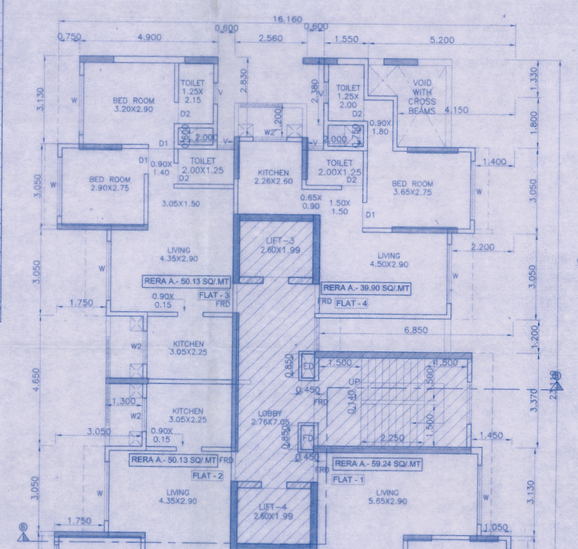

WING C

9TH FLOOR SLAB LEVEL
(WING-B)
SCALE 1:100

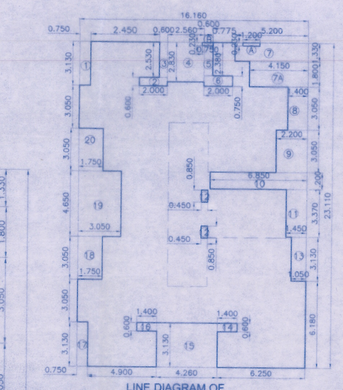

LINE DIAGRAM OF
9TH SLAB LEVEL
(WING-B)
SCALE 1:200

| BUILT UP AREA CALCULATION OF (9TH SLAB LEVEL) (WING-B) | | | | | | | |
|---|---|---|---|---|---|---|---|
| AREA IN BLOCK | | = | 16.160 | X | 23.110 | = | 373.46 |
| LESS AREA | | | | | | | |
| 1 | 0.750 | X | 3.130 | X | 1 | = | 2.35 |
| 2 | 2.000 | X | 0.600 | X | 1 | = | 1.20 |
| 3 | 0.600 | X | 2.530 | X | 1 | = | 1.52 |
| 4 | 2.560 | X | 2.830 | X | 1 | = | 7.24 |
| 5 | 0.600 | X | 2.380 | X | 1 | = | 1.43 |
| 6 | 2.000 | X | 0.750 | X | 1 | = | 1.50 |
| 7 | 5.200 | X | 1.330 | X | 1 | = | 6.92 |
| 7A | 4.150 | X | 1.800 | X | 1 | = | 7.47 |
| 8 | 1.400 | X | 3.050 | X | 1 | = | 4.27 |
| 9 | 2.200 | X | 3.050 | X | 1 | = | 6.71 |
| 10 | 6.850 | X | 1.200 | X | 1 | = | 8.22 |
| 11 | 1.450 | X | 3.370 | X | 1 | = | 4.89 |
| 12 | 0.450 | X | 0.850 | X | 2 | = | 0.77 |
| 13 | 1.050 | X | 3.130 | X | 1 | = | 3.29 |
| 14 | 1.400 | X | 0.600 | X | 1 | = | 0.84 |
| 15 | 4.260 | X | 3.130 | X | 1 | = | 13.33 |
| 16 | 1.400 | X | 0.600 | X | 1 | = | 0.84 |
| 17 | 0.750 | X | 3.130 | X | 1 | = | 2.35 |
| 18 | 1.750 | X | 3.050 | X | 1 | = | 5.34 |
| 19 | 3.050 | X | 4.650 | X | 1 | = | 14.18 |
| 20 | 1.750 | X | 3.050 | X | 1 | = | 5.34 |
| TOTAL LESS AREA | | | | | | = | 99.98 |
| TOTAL BUA | | = | 373.46 | – | 99.98 | = | 273.48 |
| ADD COLUMN AREA | | | | | | | |
| A | 1.200 | X | 0.230 | X | 1 | = | 0.28 |
| B | 0.750 | X | 0.230 | X | 1 | = | 0.17 |
| TOTAL AREA | | | | | | = | 273.93 |

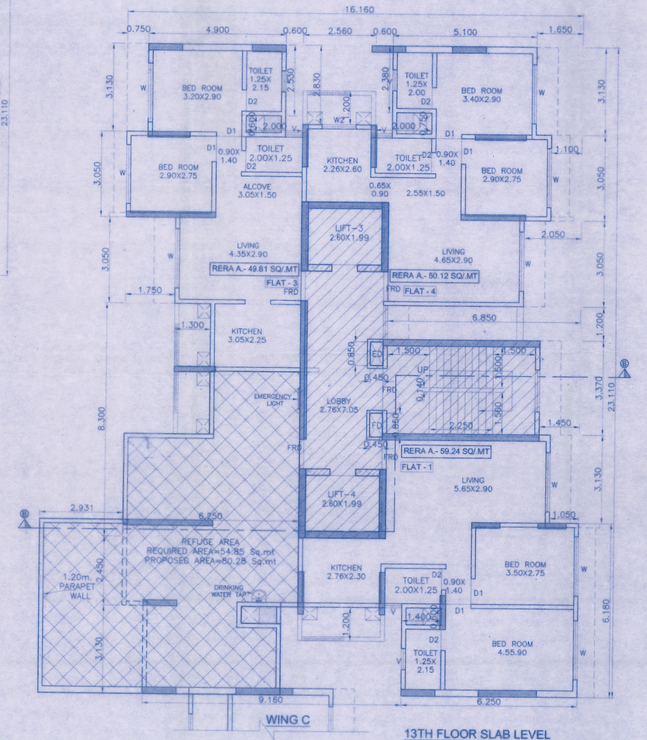

WING C

13TH FLOOR SLAB LEVEL
(WING-B)
SCALE 1:100

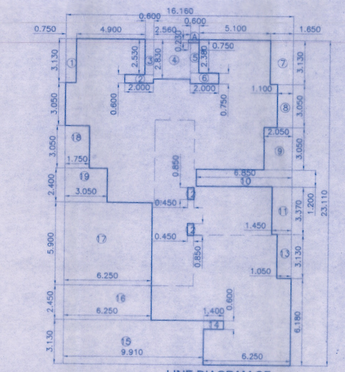

LINE DIAGRAM OF
13TH SLAB LEVEL
(WING-B)
SCALE 1:200

| BUILT UP AREA CALCULATION OF (13TH SLAB LEVEL) (WING-B) | | | | | | | |
|---|---|---|---|---|---|---|---|
| AREA IN BLOCK | | = | 16.160 | X | 23.110 | = | 373.46 |
| LESS AREA | | | | | | | |
| 1 | 0.750 | X | 3.130 | X | 1 | = | 2.35 |
| 2 | 2.000 | X | 0.600 | X | 1 | = | 1.20 |
| 3 | 0.600 | X | 2.530 | X | 1 | = | 1.52 |
| 4 | 2.560 | X | 2.830 | X | 1 | = | 7.24 |
| 5 | 0.600 | X | 2.380 | X | 1 | = | 1.43 |
| 6 | 2.000 | X | 0.750 | X | 1 | = | 1.50 |
| 7 | 1.650 | X | 3.130 | X | 1 | = | 5.16 |
| 8 | 1.100 | X | 3.050 | X | 1 | = | 3.36 |
| 9 | 2.050 | X | 3.050 | X | 1 | = | 6.25 |
| 10 | 6.850 | X | 1.200 | X | 1 | = | 8.22 |
| 11 | 1.450 | X | 3.370 | X | 1 | = | 4.89 |
| 12 | 0.450 | X | 0.850 | X | 2 | = | 0.77 |
| 13 | 1.050 | X | 3.130 | X | 1 | = | 3.29 |
| 14 | 1.400 | X | 0.600 | X | 1 | = | 0.84 |
| 15 | 9.910 | X | 3.130 | X | 1 | = | 31.02 |
| 16 | 6.250 | X | 2.450 | X | 1 | = | 15.31 |
| 17 | 6.250 | X | 5.950 | X | 1 | = | 36.88 |
| 18 | 1.750 | X | 3.050 | X | 1 | = | 5.34 |
| 19 | 3.050 | X | 2.400 | X | 1 | = | 7.32 |
| TOTAL LESS AREA | | | | | | = | 143.87 |
| TOTAL BUA | | = | 373.46 | – | 143.87 | = | 229.59 |
| Excess refuge area Counted in FSI | | | | | | = | 25.43 |
| Total BUA | | | | | | = | 255.02 |
| ADD COLUMN AREA | | | | | | | |
| A | 0.750 | X | 0.230 | X | 1 | = | 0.17 |
| TOTAL AREA | | | | | | = | 255.19 |

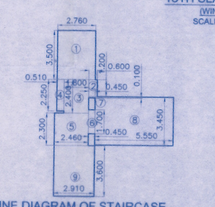

LINE DIAGRAM OF STAIRCASE, LIFT & LIFT LOBBY 13TH SLAB LEVEL
(WING-B)
SCALE 1:200

| AREA CALCULATION OF STAIRCASE, LIFT & LIFT LOBBY (13TH SLAB LEVEL) (WING-B) | | | | | | | |
|---|---|---|---|---|---|---|---|
| 1 | 2.760 | X | 3.500 | X | 1 | = | 9.66 |
| 2 | 0.600 | X | 1.200 | X | 1 | = | 0.72 |
| 3 | 1.800 | X | 2.400 | X | 1 | = | 4.32 |
| 4 | 0.510 | X | 2.250 | X | 1 | = | 1.15 |
| 5 | 2.460 | X | 2.300 | X | 1 | = | 5.66 |
| 6 | 0.450 | X | 1.700 | X | 1 | = | 0.77 |
| 7 | 0.450 | X | 0.100 | X | 1 | = | 0.05 |
| 8 | 5.550 | X | 3.450 | X | 1 | = | 19.15 |
| 9 | 2.910 | X | 3.600 | X | 1 | = | 10.48 |
| TOTAL AREA | | | | | | = | 51.94 |

URBDES
LICENSED SURVEYOR & ENGINEERS
437,HIND RAJASTHAN BLDG.,DADASAHEB PHALKE RD.DADAR (E)

Signature of Licensed Surveyor :
Rajendra R. Khedekarkar
Reg.No. K/2995/E

DEVELOPERS :
M/S. SHREEJI CONSTRUCTION.

Signature of Developers :
For Shreeji Construction
Partner

PROJECT :
PROPOSED S.R. SCHEME UNDER REG. 33(11) OF DCPR-2034 ON PLOT BEARING C.T.S. NO. 307/8 OF VILLAGE VALNAI, TAL. BORIVALI CLUBBED WITH APPROVED S.R. SCHEME UNDER REG. 33(10) & REG.33(11) OF DCPR-2034 ON PLOT BEARING C.T.S. NO. 1(PT), 2(PT), 264, 265, 286, 216A/1A, 216A/1A/1, 216A/1/4 TO 10 OF VILLAGE VALNAI, TAL. BORIVALI

SOCIETY
MALAD GANGA CHS LTD.

DESCRIPTION : PLANS OF PROPOSED BLDG (IOA APPROVAL)
Sixth to 18th floor Plan Wing B

| JOB NO. | DRAWING NO. | SCALE | DRN. BY | SHEET NO. | CHECKED |
|---|---|---|---|---|---|
| 5203 | SRA/IOA APP. | 1:100 | SWATI | 9 /14 | |

Z:\ARCH JOB_2023 PROP. DWG FOR SRA\5203 M-01 FOR IOA APP