LOS Below

PLOT LINE

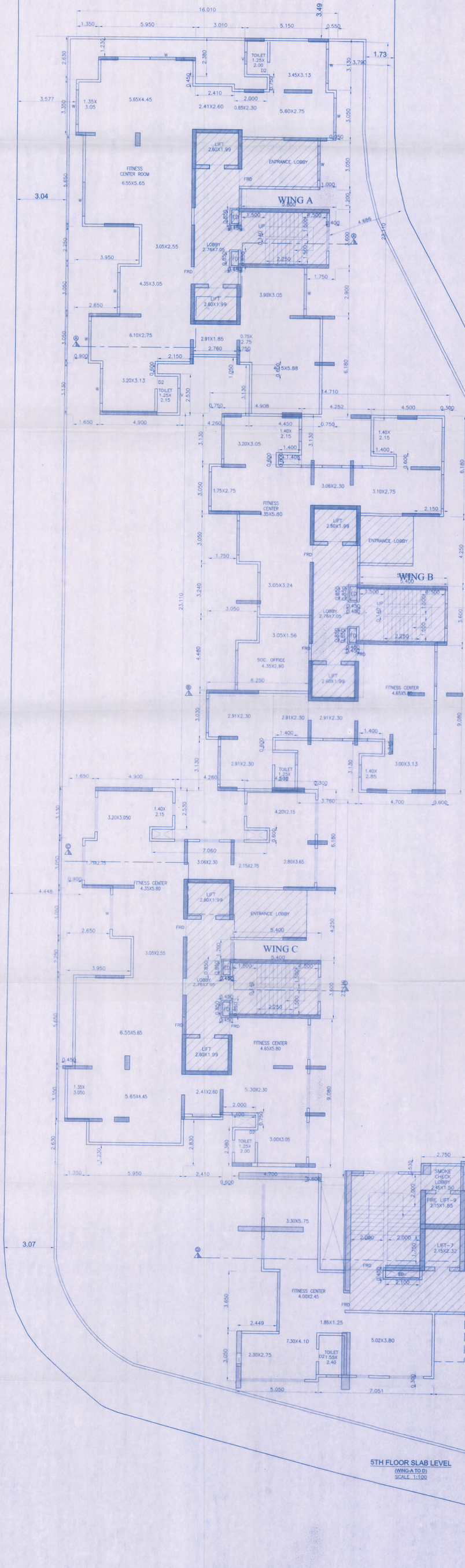

5TH FLOOR SLAB LEVEL
(WING-A TO D)
SCALE 1:100

FITNESS CENTER AREA STATEMENT FOR WING-A	
	AREA
TOTAL RESI BUA =	2680.25
PERMISSIBLE AREA=	53.61
PROPOSED AREA=	229.09
EXCESS AREA=	175.49

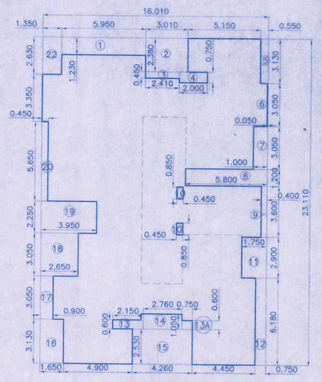

LINE DIAGRAM OF
5TH SLAB LEVEL
(WING-A)
SCALE 1:200

AREA CALCULATION OF FITNESS CENTER
(5TH SLAB LEVEL)
(WING-A)

AREA IN BLOCK		=	16.010	X	23.110	=	369.99
LESS AREA							
1	5.950	X	1.230	X	1	=	7.32
2	3.010	X	2.380	X	1	=	7.16
3	2.410	X	0.450	X	1	=	1.08
4	2.000	X	0.750	X	1	=	1.50
5	0.550	X	3.130	X	1	=	1.72
6	0.050	X	3.050	X	1	=	0.15
7	1.000	X	3.050	X	1	=	3.05
8	5.800	X	1.200	X	1	=	6.96
9	0.400	X	3.600	X	1	=	1.44
10	0.450	X	0.850	X	2	=	0.77
11	1.750	X	2.900	X	1	=	5.08
12	0.750	X	6.180	X	1	=	4.64
13	2.150	X	0.600	X	1	=	1.29
13A	0.750	X	0.600	X	1	=	0.45
14	2.760	X	1.050	X	1	=	2.90
15	4.260	X	2.530	X	1	=	10.78
16	1.650	X	3.130	X	1	=	5.16
17	0.900	X	3.050	X	1	=	2.75
18	2.650	X	3.050	X	1	=	8.08
19	3.950	X	2.250	X	1	=	8.89
20	0.450	X	5.650	X	1	=	2.54
22	1.350	X	2.630	X	1	=	3.55
TOTAL LESS AREA						=	87.25
TOTAL BUA		=	369.99	–	87.25	=	282.74
LESS STAIRCASE AREA						=	53.66
TOTAL AREA						=	229.08

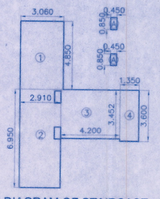

LINE DIAGRAM OF STAIRCASE,
LIFT & LIFT LOBBY
5TH SLAB LEVEL
(WING-A)
SCALE 1:200

AREA CALCULATION OF STAIRCASE, LIFT & LIFT LOBBY
(5TH SLAB LEVEL)
(WING-A)

1	3.060	X	4.850	X	1	=	14.84
2	2.910	X	6.950	X	1	=	20.22
3	4.200	X	3.452	X	1	=	14.50
4	1.350	X	3.600	X	1	=	4.86
TOTAL AREA						=	54.42
LESS DUCT AREA							
A	0.450	X	0.850	X	2	=	0.77
TOTAL AREA							53.66

STAMP OF APPROVAL OF PLAN 6/14

Approved Subject to the condition
Mentioned in this office permission
Letter no. SRA/ENG/(PN)/(PVT)/0218)/2-0230531/AP
Dt. 23 AUG 2023

Executive Engineer
SLum Rehabilitation Authority

CONTENTS OF SHEET

5TH FLOOR PLAN (WING- A TO D) LINE DIAGRAM & AREA CALCULATION

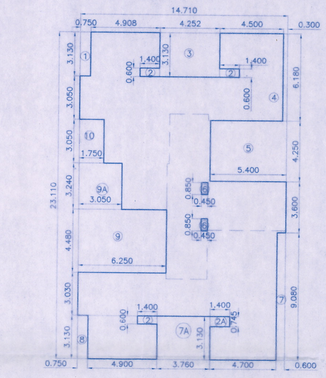

LINE DIAGRAM
5TH SLAB LEVEL
(WING-B)
SCALE 1:200

BUILT UP AREA CALCULATION OF
(5TH SLAB LEVEL)
(WING-B)

AREA IN BLOCK		=	14.710	X	23.110	=	339.95
LESS AREA							
1	0.750	X	3.130	X	1	=	2.35
2	1.400	X	0.600	X	3	=	2.52
2	1.400	X	0.745	X	1	=	1.04
3	4.252	X	3.130	X	1	=	13.31
4	0.300	X	6.180	X	1	=	1.85
5	5.400	X	4.250	X	1	=	22.95
6	0.450	X	0.850	X	2	=	0.77
7	0.600	X	9.080	X	1	=	5.45
7A	3.760	X	3.130	X	1	=	11.77
8	0.750	X	3.130	X	1	=	2.35
9	6.250	X	4.480	X	1	=	28.00
9A	3.050	X	3.240	X	1	=	9.88
10	1.750	X	3.050	X	1	=	5.34
TOTAL LESS AREA						=	107.57
TOTAL BUA		=	339.95	–	107.57	=	232.38
LESS STAIRCASE AREA						=	52.40
TOTAL AREA						=	179.98

FITNESS CENTER AREA STATEMENT FOR WING-B	
	AREA
TOTAL RESI BUA =	3016.73
PERMISSIBLE AREA=	60.33
PROPOSED AREA=	179.99
EXCESS AREA	119.66

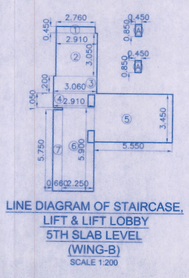

LINE DIAGRAM OF STAIRCASE,
LIFT & LIFT LOBBY
5TH SLAB LEVEL
(WING-B)
SCALE 1:200

AREA CALCULATION OF STAIRCASE, LIFT & LIFT LOBBY
(5TH SLAB LEVEL)
(WING-B)

1	2.760	X	0.450	X	1	=	1.24
2	2.910	X	3.050	X	1	=	8.88
3	3.060	X	1.200	X	1	=	3.67
4	2.910	X	1.050	X	1	=	3.06
5	5.550	X	3.450	X	1	=	19.15
6	2.250	X	5.900	X	1	=	13.28
7	0.660	X	5.750	X	1	=	3.80
TOTAL AREA						=	53.06
DUCT AREA							
A	0.450	X	0.850	X	2	=	0.77
TOTAL AREA							52.30

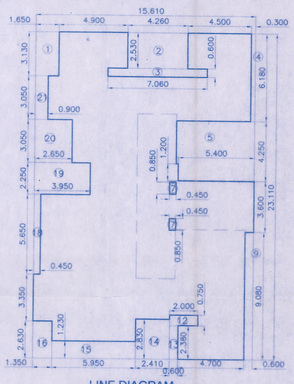

LINE DIAGRAM
5TH SLAB LEVEL
(WING-C)
SCALE 1:200

BUILT UP AREA CALCULATION OF
(5TH SLAB LEVEL)
(WING-C)

AREA IN BLOCK		=	15.610	X	23.110	=	360.75
LESS AREA							
1	1.650	X	3.130	X	1	=	5.16
2	4.260	X	2.530	X	1	=	10.78
3	7.060	X	0.600	X	1	=	4.24
4	0.300	X	6.180	X	1	=	1.85
5	5.400	X	4.250	X	1	=	22.95
7	0.450	X	0.850	X	2	=	0.77
9	0.600	X	9.080	X	1	=	5.45
12	2.000	X	0.750	X	1	=	1.50
13	0.600	X	2.380	X	1	=	1.43
14	2.410	X	2.830	X	1	=	6.82
15	5.950	X	1.230	X	1	=	7.32
16	1.350	X	2.630	X	1	=	3.55
18	0.450	X	5.650	X	1	=	2.54
19	3.950	X	2.250	X	1	=	8.89
20	2.650	X	3.050	X	1	=	8.08
21	0.900	X	3.050	X	1	=	2.75
TOTAL LESS AREA						=	94.07
TOTAL BUA		=	360.75	–	94.07	=	266.68
LESS STAIRCASE AREA						=	52.39
TOTAL AREA						=	214.19

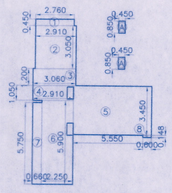

LINE DIAGRAM OF STAIRCASE,
LIFT & LIFT LOBBY
5TH SLAB LEVEL
(WING-C)
SCALE 1:200

AREA CALCULATION OF STAIRCASE, LIFT & LIFT LOBBY
(5TH SLAB LEVEL)
(WING-C)

1	2.760	X	0.450	X	1	=	1.24
2	2.910	X	3.050	X	1	=	8.88
3	3.060	X	1.200	X	1	=	3.67
4	2.910	X	1.050	X	1	=	3.06
5	5.550	X	3.450	X	1	=	19.15
6	2.250	X	5.900	X	1	=	13.28
7	0.660	X	5.750	X	1	=	3.80
8	0.600	X	0.148	X	1	=	0.09
TOTAL AREA						=	53.15
DUCT AREA							
A	0.450	X	0.850	X	2	=	0.77
TOTAL AREA							52.39

FITNESS CENTER AREA STATEMENT FOR WING-C	
	AREA
TOTAL RESI BUA =	3139.98
PERMISSIBLE AREA=	62.80
PROPOSED AREA=	214.19
EXCESS AREA	151.39

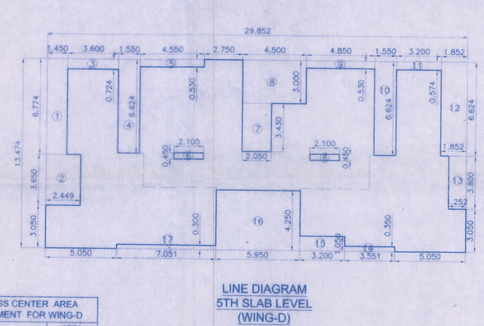

LINE DIAGRAM
5TH SLAB LEVEL
(WING-D)
SCALE 1:200

BUILT UP AREA CALCULATION OF
(5TH SLAB LEVEL)
(WING-D)

AREA IN BLOCK		=	29.852	X	13.474	=	402.23
LESS AREA							
1	1.450	X	6.774	X	1	=	9.82
2	2.449	X	3.650	X	1	=	8.94
3	3.600	X	0.724	X	1	=	2.61
4	1.550	X	6.624	X	1	=	10.27
5	4.550	X	0.530	X	1	=	2.41
6	2.100	X	0.450	X	2	=	1.89
7	2.050	X	3.430	X	1	=	7.03
8	4.500	X	3.000	X	1	=	13.50
9	4.850	X	0.530	X	1	=	2.57
10	1.550	X	6.624	X	1	=	10.27
11	3.200	X	0.574	X	1	=	1.84
12	1.852	X	6.624	X	1	=	12.27
13	1.252	X	3.800	X	1	=	4.76
14	3.551	X	0.350	X	1	=	1.24
15	3.200	X	1.050	X	1	=	3.36
16	5.950	X	4.250	X	1	=	25.29
17	7.051	X	0.300	X	1	=	2.12
TOTAL LESS AREA						=	120.17
TOTAL BUA		=	402.23	–	120.17	=	282.05

FITNESS CENTER AREA STATEMENT FOR WING-D	
	AREA
TOTAL RESI BUA =	1832.58
PERMISSIBLE AREA=	36.65
PROPOSED AREA=	158.95
EXCESS AREA	122.30

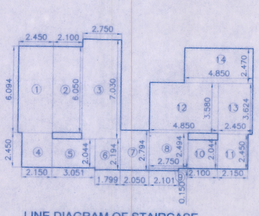

LINE DIAGRAM OF STAIRCASE,
LIFT & LIFT LOBBY
5TH SLAB LEVEL
(WING-D)
SCALE 1:200

AREA CALCULATION OF STAIRCASE, LIFT & LIFT LOBBY
(5TH SLAB LEVEL)
(WING-D)

1	2.450	X	6.094	X	1	=	14.93
2	2.100	X	6.050	X	1	=	12.71
3	2.750	X	7.030	X	1	=	19.33
4	2.150	X	2.450	X	1	=	5.27
5	3.051	X	2.044	X	1	=	6.24
6	1.799	X	2.194	X	1	=	3.95
7	2.050	X	2.794	X	1	=	5.73
8	2.750	X	2.494	X	1	=	6.86
9	2.101	X	0.150	X	1	=	0.32
10	2.100	X	2.044	X	1	=	4.29
11	2.150	X	2.450	X	1	=	5.27
12	4.850	X	3.580	X	1	=	17.36
13	2.450	X	3.624	X	1	=	8.88
14	4.850	X	2.470	X	1	=	11.98
TOTAL AREA						=	123.10

URBDES LICENSED SURVEYOR & ENGINEERS 437,HIND RAJASTHAN BLDG.,DADASAHEB PHALKE RD.DADAR (E)	Signature of Licensed Surveyor : Rajesh R. Khavnekar Reg.No. K/3641/5.
DEVELOPERS : M/S. SHREEJI CONSTRUCTION.	Signature of Developers : For Shreeji Construction Partner

PROJECT :
PROPOSED S.R. SCHEME UNDER REG. 33(11) OF DCPR-2034 ON PLOT BEARING C.T.S. NO. 307/8 OF VILLAGE VALNAI, TAL. BORIVALI CLUBBED WITH APPROVED S.R. SCHEME UNDER REG. 33(10) & REG.33(11) OF DCPR-2034 ON PLOT BEARING C.T.S. NO. 1(PT), 2(PT), 264, 265, 266, 216A/1A, 216A/1A/1, 216A/1/4 TO 10 OF VILLAGE VALNAI, TAL. BORIVALI

SOCIETY : MALAD GANGA CHS LTD.

DESCRIPTION : PLANS OF PROPOSED BLDG (IOA APPROVAL)
FIFTH FLOOR Plan Wing A to D

JOB NO.	DRAWING NO.	SCALE	DRN BY	SHEET NO.	CHECKED
5203	SRA/IOA APP	1:100	SWATI	6 /14	

Z:\ARCH JP_\ J5203 PROP. DRG FOR SRA\J5203 M-01 FOR IOA APP