

PLOT AREA STATEMENT table with columns: SR.NO, S.NO, H.NO, NAME OF OWNER, AREA/7/12 EXTRACT, AREA BELONGS TO PERIWINKLE CONSTRUCTION, AREA BELONGS TO M.B.M.C. AS PER 7/12 AND AGREEMENT.

EXISTING B/U AREA STATEMENT OF SCHOOL BLDG (AS PER PREVIOUS APPROVAL) VIDE NO-MNP/NR/3386/2013-14, DATED 11/12/2013. TOTAL EXISTING B/U AREA OF SCHOOL BLDG - 11244.34 SQ.MT.

Total Area Statement (F.S.I.+NON F.S.I.) table with columns: Building No., F.S.I. AREA (sq.mt.), NON-F.S.I. AREA (sq.mt.), TOTAL GROSS AREA (F.S.I.+NON F.S.I.).

TOTAL B.U.A. STATEMENT MBMC SCHOOL BUILDING PLOT-B table with columns: FLOOR, B.U.A., FLOOR HEIGHT.

TOTAL B.U.A. STATEMENT COMMERCIAL (TOWER-1 & 2) table with columns: FLOOR, B.U.A.

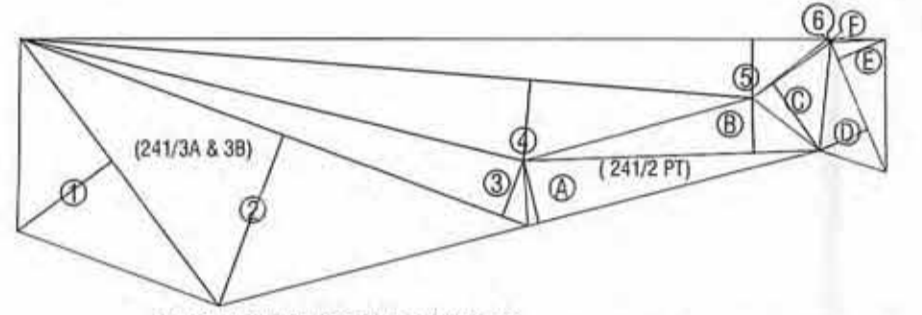
TOTAL B.U.A. STATEMENT RESIDENTIAL (TOWER-1) table with columns: FLOOR, B.U.A., FLOOR HEIGHT.

TOTAL PLOT AREA AS PER 7/12 EXTRACT AS ON NOW - 14201.32 AND 40% LAND AREA ALREADY HANDED OVER TO M.B.M.C. (40% OF 14201.32= 5680.52SQ.MT)

PARKING AREA STATEMENT (TOWER-1&2) table with columns: CARPET AREA IN SQ.M., TOTAL NO. OF FLATS, PARKING PROVIDED AS PER PROVISIONS, REQUIRED CAR, REQUIRED SCOOTER.

TOTAL PROPOSED CAR PARKING FOR TOWER-1 & 2 table with columns: CAR, SCOOTER.

TOTAL NON FSI AREA FOR TOWER-1 & 2 table with columns: GROUND FLOOR, 1ST PODIUM, 2ND PODIUM, 3RD PODIUM, 4TH PODIUM, 5TH PODIUM, 6TH PODIUM.



R.G. AREA CALCULATION ON GROUND FOR PLOT R-1 (RESIDENTIAL BLDG) table with columns: NO., DIMENSIONS, AREA.

EDUCATIONAL SCHOOLS table with columns: NO. OF ROOMS, CAR, SCOOTER, REQUIRED CAR, REQUIRED SCOOTER.

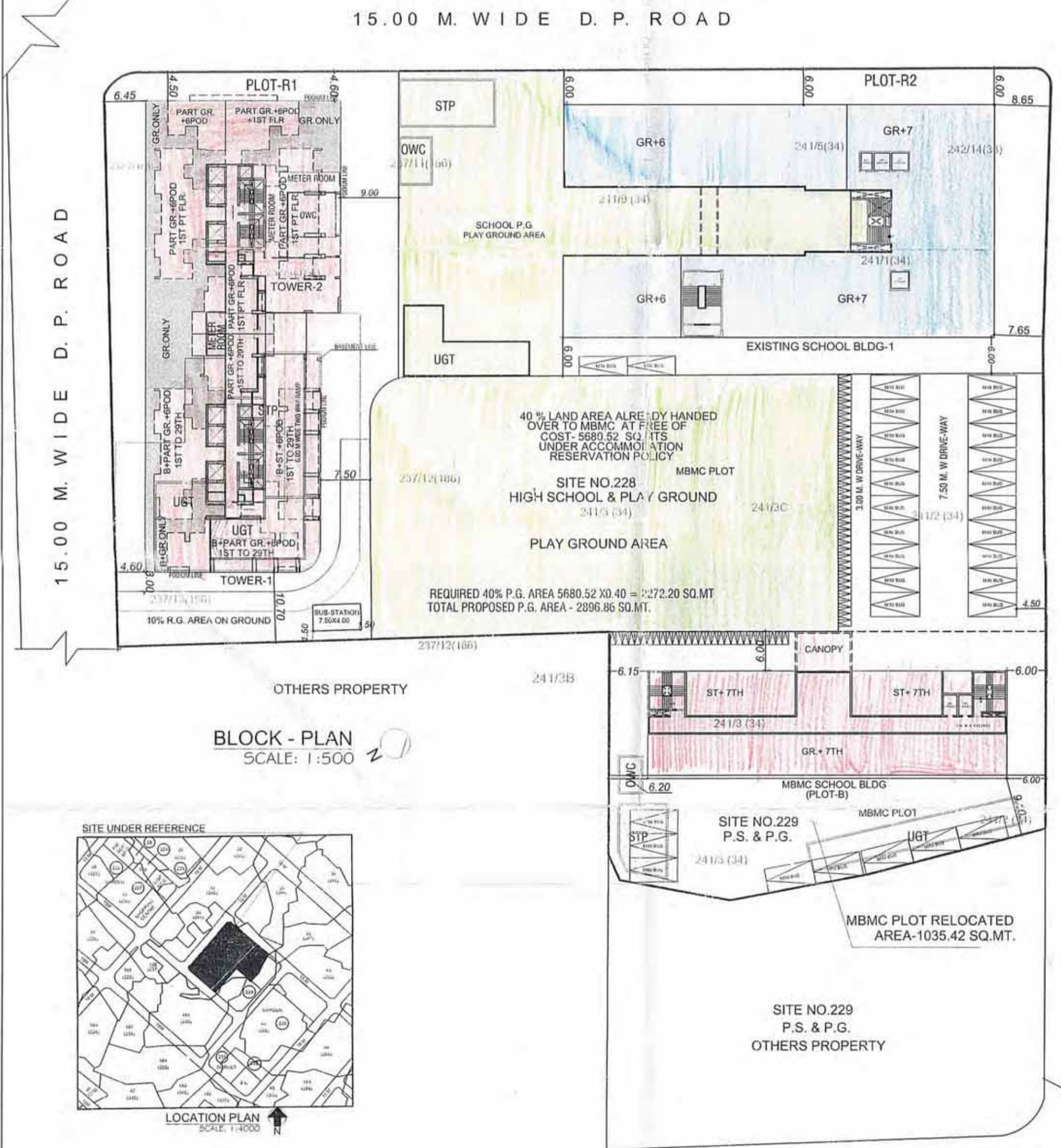
PROPOSED P.G. AREA CALCULATION FOR PLOT R-2 (SCHOOL BLDG) table with columns: NO., DIMENSIONS, AREA.

PARKING AREA STATEMENT (MBMC SCHOOL BLDG) PLOT-B table with columns: EDUCATIONAL SCHOOLS, NO. OF ROOMS, CAR, SCOOTER, REQUIRED CAR, REQUIRED SCOOTER.

TOTAL B.U.A. STATEMENT RESIDENTIAL (TOWER-2) table with columns: FLOOR, B.U.A., FLOOR HEIGHT.

PROFORMA-A table with columns: AREA STATEMENTS, SQ.MT.

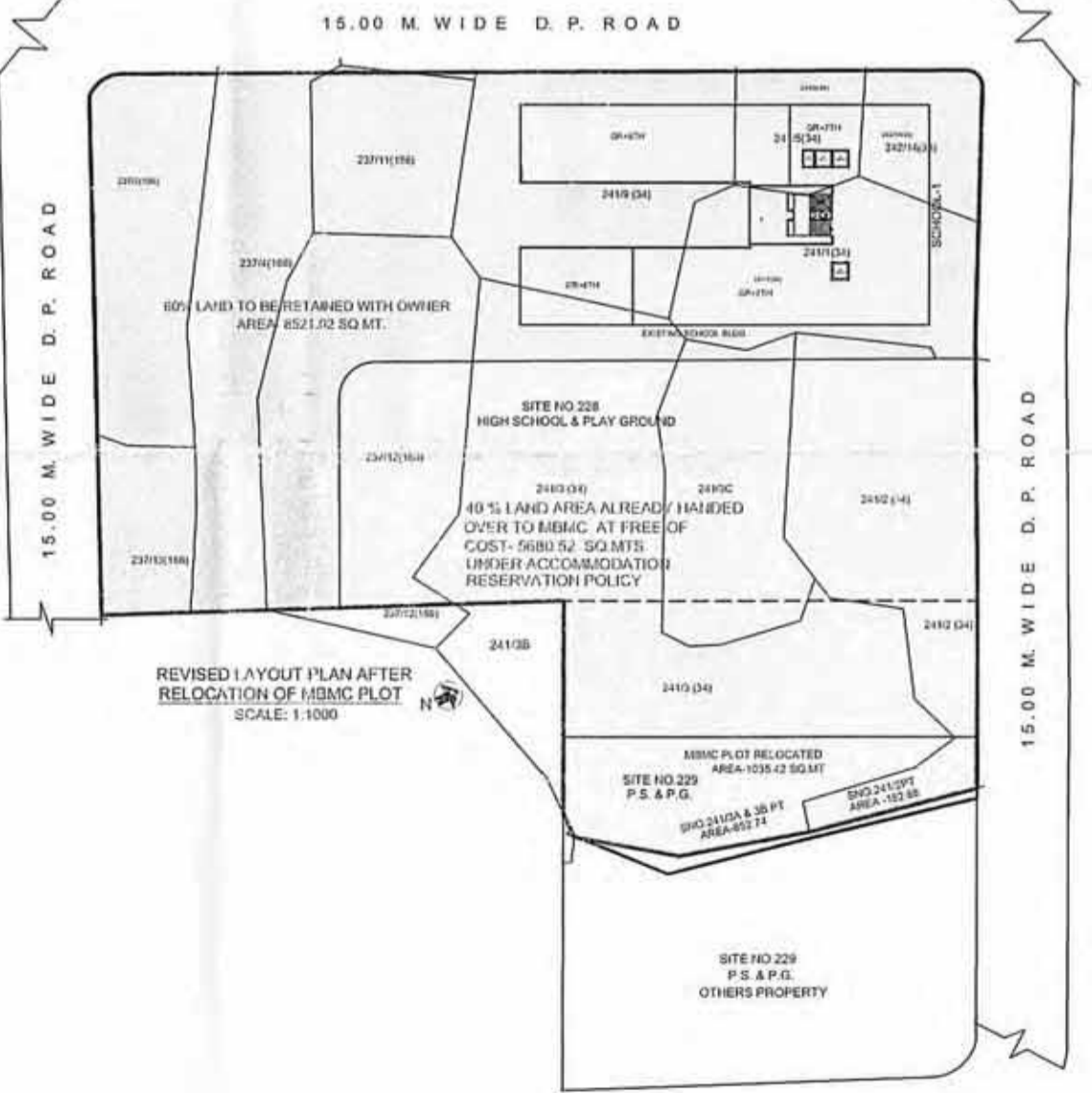
नोबलचे पत्र क्र. विभागापना/नं./ 2808/2023-24 दि. 09.12.2023... मधील अटी शर्तीस बंधनकारक राहून मूळ/सुधारित बांधकाम नकाशे (प्रारंभ पत्रालाक) मंजूर. सहस्यक सहायक नगरसचना मंत्र - भाईर महामनापतिना.



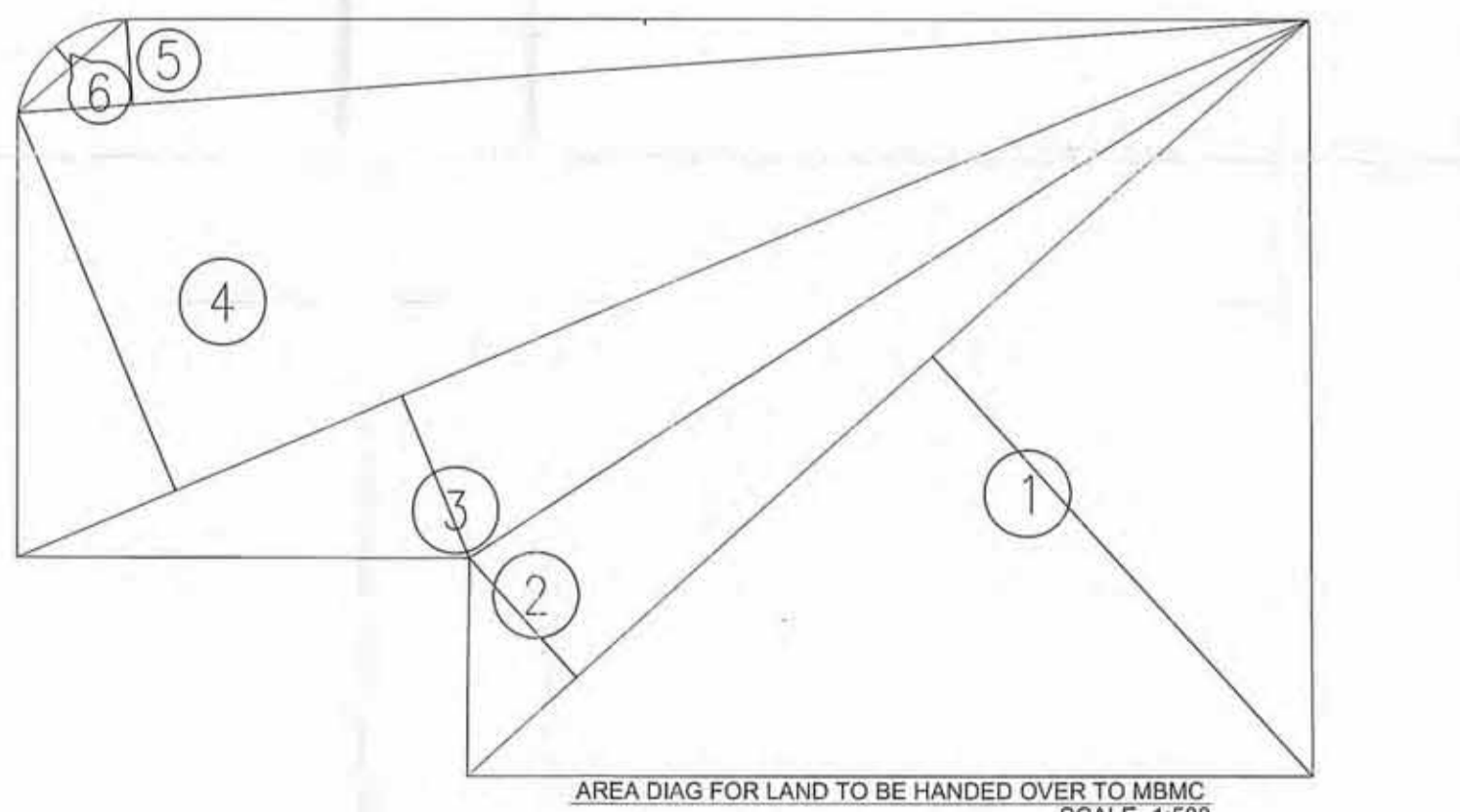
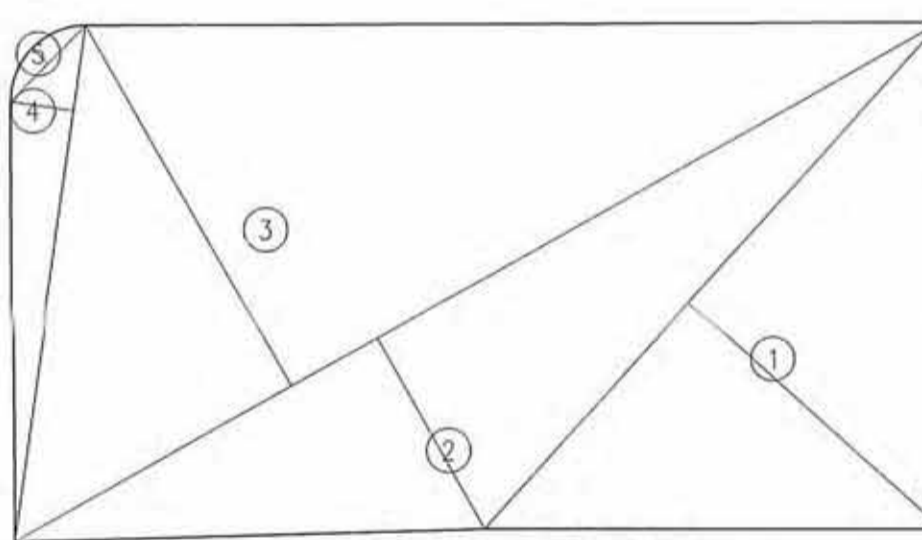
MBMC'S RELOCATED PLOT AREA CALCULATION table with columns: AREA UNDER 241/2 PT, NO., DIMENSIONS, AREA.

R.G. AREA DIAG. FOR PLOT-R1 (MOTHERS EARTH R.G.) (RESIDENTIAL BLDG) SCALE: 1:500. A diagram showing the R.G. area for Plot-R1 with dimensions.

P.G. AREA DIAG FOR PLOT-R-2 (SCHOOL BLDG.) SCALE: 1:500. A diagram showing the P.G. area for Plot-R-2 with dimensions.



PROPOSED P.G. AREA CALCULATION FOR PLOT-B (MBMC SCHOOL BLDG) table with columns: NO., DIMENSIONS, AREA.



PERFORMA - B table with columns: CERTIFICATE OF AREA, DESCRIPTION OF PROPOSAL AND PROPERTY, NAME OF LAND OWNER, DRAWING NO., SCALE, DATE, CHECKED BY, DRAWN BY, REVISION NO.

CONSULTING CIVIL ENGINEER TJS'S CONSULTANTS BASAVARAJ S GADEKAR (E.CIVIL) with logo and contact information.