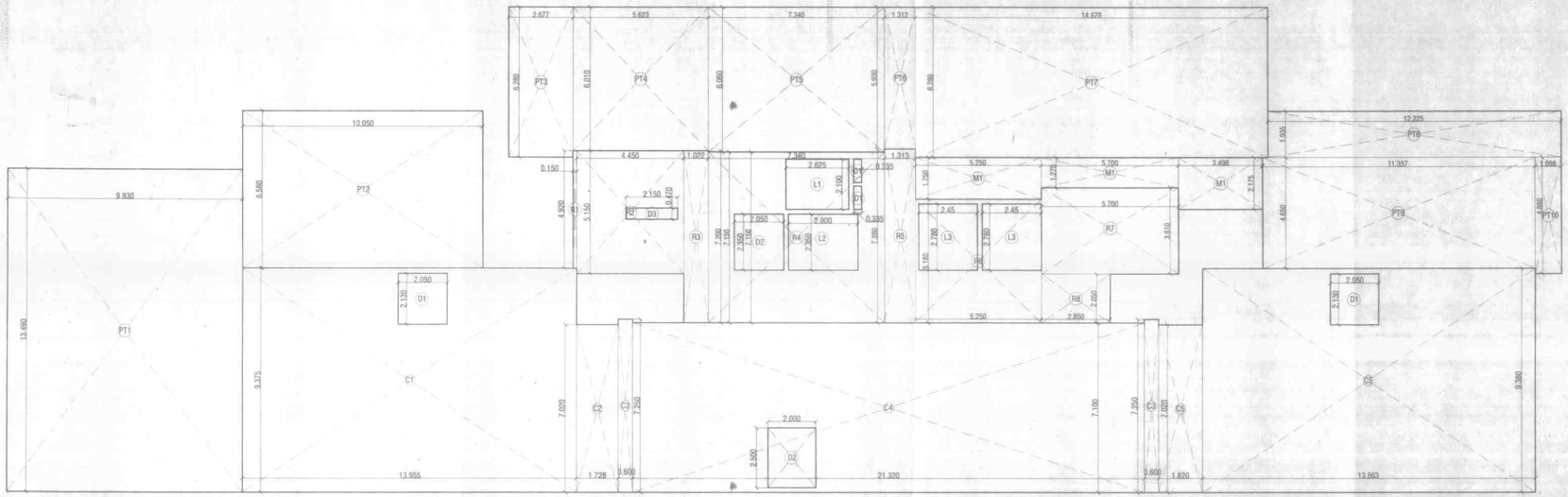

AREA LINE DIAGRAM OF 1ST FLOOR PLAN
SCALE - 1:100

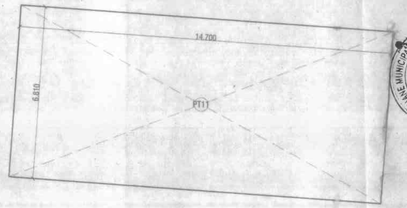

B-UP AREA CALCULATION OF 1ST FLOOR (COMMERCIAL)							
ADDITION :							
C1	13.955	X	9.375		=	130.83	
C2	1.728	X	7.020		=	12.13	
C3	0.600	X	7.250	X 2	=	8.70	
C4	21.320	X	7.100		=	151.37	
C5	1.820	X	7.000		=	12.78	
C5	13.863	X	9.380		=	130.03	
TOTAL ADDITION - (a)						445.84	
DUCT AREA CALCULATIONS :							
D1	2.050	X	2.130	X 2	=	8.73	
D2	2.000	X	2.500		=	5.00	
TOTAL DUCT AREA - (b)						13.73	
TOTAL (a-b)						432.11	
TOTAL PROPOSED B/UP AREA OF 1ST FLOOR (COMMERCIAL)						432.11	
B/UP AREA AS PER POLYLINE						432.14	

B-UP AREA CALCULATION OF 1ST FLOOR (RESIDENTIAL)						
ADDITION :						
R1	0.150	X	4.920		=	0.74
R2	4.450	X	5.150		=	22.92
R3	1.022	X	7.200		=	7.36
R4	7.340	X	7.150		=	52.48
R5	1.313	X	7.280		=	9.56
R6	5.250	X	5.180		=	27.20
R7	5.700	X	3.610		=	20.58
R8	2.850	X	2.050		=	5.84
TOTAL ADDITION - (a)						146.67
DUCT AREA CALCULATIONS :						
D1	0.335	X	0.975	X 2	=	0.65
D2	2.050	X	2.350		=	4.82
D3	2.150	X	0.470		=	1.01
TOTAL DUCT AREA - (b)						6.48
LIFT AREA CALCULATION						
L1	2.625	X	2.100		=	5.51
L2	2.900	X	2.350		=	6.82
L3	2.450	X	2.780	X 2	=	13.62
TOTAL LIFT AREA - (c)						25.95
TOTAL (a-b+c)						114.24
TOTAL PROPOSED B/UP AREA OF 1ST FLOOR (RESIDENTIAL)						114.24
B/UP AREA AS PER POLYLINE						114.23

PARKING AREA CALCULATION OF 1ST. FLOOR					
ADDITION :					
PT1	9.830	X	13.490	=	132.61
PT2	10.050	X	6.580	=	66.13
PT3	2.677	X	6.260	=	16.81
PT4	5.623	X	6.010	=	33.79
PT5	7.340	X	6.060	=	44.48
PT6	1.312	X	5.930	=	7.78
PT7	14.678	X	6.280	=	92.18
PT8	12.225	X	1.935	=	23.66
PT9	11.357	X	4.650	=	52.81
PT10	1.098	X	4.860	=	5.36
PT11	14.700	X	6.810	=	100.11
TOTAL					575.71
TOTAL PROPOSED PARKING AREA OF GR. FLOOR					575.71
B/UP AREA AS PER POLYLINE					575.69

METER ROOM CALCULATION OF 1ST FLOOR					
ADDITION :					
M1	5.250	X	1.750	=	9.19
M2	5.700	X	1.270	=	7.24
M3	3.498	X	2.175	=	7.61
TOTAL					24.03
TOTAL PROPOSED PARKING AREA OF 1ST FLOOR					24.03
B/UP AREA AS PER POLYLINE					24.03

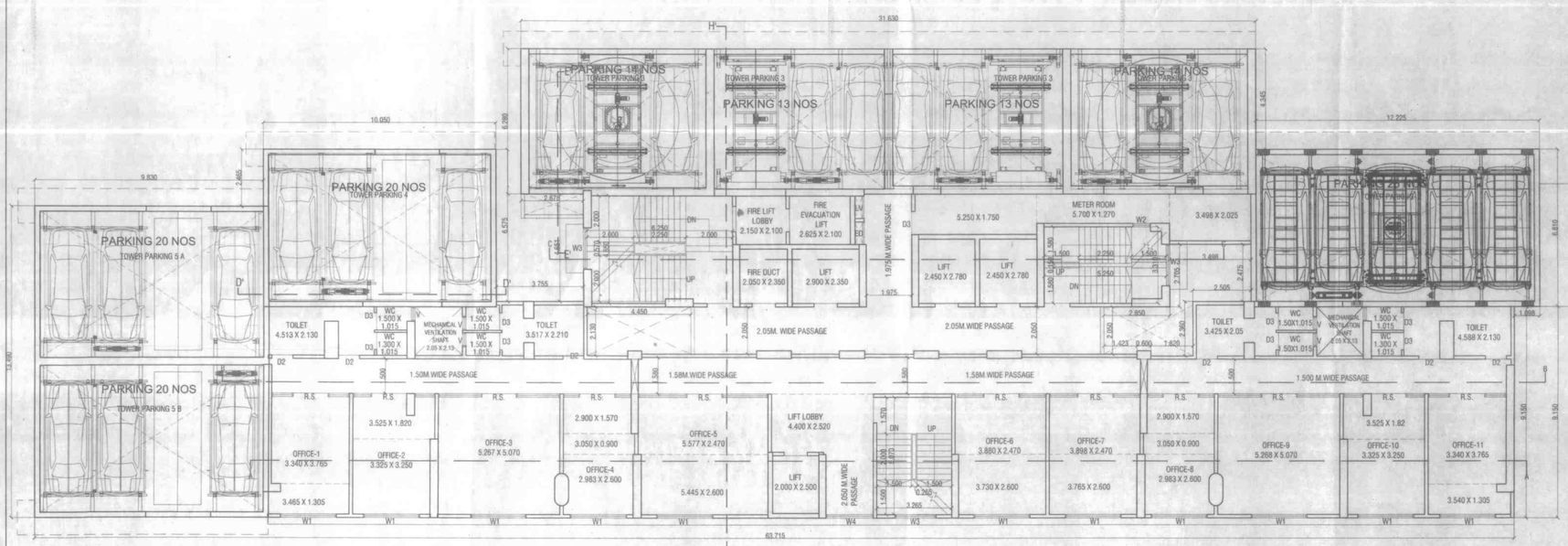

1ST FLOOR PLAN
SCALE - 1:100

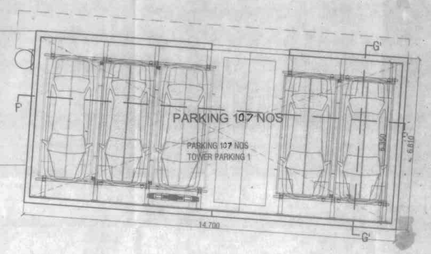

BUILDING-F

3/11

CONTENTS OF SHEET

1ST FLOOR PLANS, AREA DIAGRAM, AREA CALCULATIONS, ETC.

DATE & STAMP OF APPROVAL OF PLAN

Plans are approved Subject to conditions
Prescribed in Permit No. V.P. S04/0069/14
TMC/TD-DP/TPS/4271/ Dated 30/12/2022

Deputy Engineer (TDD) — Executive Engineer (TDD)
Thane Municipal Corporation
The City of Thane

सावधान
"भंगार व्यवसायाकरिता वापरावयास न करणे. असे निदर्शनास निदर्शनास नियमाचेसुसार आढळल्यास त्या परवानगीचा व भोगवटा परवानाचा रद्दचे कारवाई करण्यात येईल. प्रादेशिक व नगर रचना अधिनियमाचे कलम अनुसार दखलपात्र गुन्हा आहे. त्यासाठी जास्तीत जास्त ३ वर्षे कैद व रु. ५०००/- दंड होऊ शकतो"

SCHEDULE OF DOORS & WINDOWS

SIZE	TYPE	DESCRIPTION
1.00 X 2.45	D	T.W. FRAMED WITH PANNELED DOOR
0.75 X 2.15	D2	MARBLE FRAME AL. DOOR
3.00 X 2.45	W	ALLUMINIUM FRAMED WITH SLIDING WINDOW
1.50 X 1.55	W1	ALLUMINIUM FRAMED WITH SLIDING WINDOW
2.25 X 2.45	W2	ALLUMINIUM FRAMED WITH SLIDING WINDOW
0.84 X 2.35	W3	ALLUMINIUM FRAMED WITH SLIDING WINDOW
0.75 X 1.50	V	VENTILATOR
0.60 X 1.25	V	VENTILATOR

DESCRIPTION OF PROPOSAL

PROPOSED REIDENTIAL COMPLEX ON PLOT BEARING S. NO. 312 / 1A ,312/1B, 316 (Pt) ,318/1D/1, 318/1D/2 , 319 / 1A, 319 / 1B/ 1, 319/1B/2 NO OF VILLAGE MAJIVADE , THANE .

NAME & ADDRESS OF OWNER (P.O.A HOLDER)

NEELKANTH MANSIONS & INFRASTRUCTURE PVT. LTD.
PINE HOUSE , ANANDJI LANE,
OPP: DENA BANK , M.G. ROAD,
GHATKOPAR (E) , MUMBAI - 400077

SIGNATURE OF OWNER/ P.O.A.H — SIGNATURE OF ARCHITECT

ARCHITECTS NAME & ADDRESS

saakaar ARCHITECTS
2ND FLOOR, NAKSHATRA, A WING,
NEAR TMC, ALMEIDA ROAD,
PANCHPAKHADI, THANE (W). 400 602
PHONE - 2537 8701,TELEFAX - 2536 4700
E MAIL - saakaararchitects@yahoo.co.in

DRG.NO	SCALE	DATE	DRN.BY	CHKD. BY
C-333/2022/A-M/03	1:100	05.07.2022	UDAY / TUSHAR	

\SERVER\Saakaar12\Cad Drawings\NEELKANTH GREENS\3. MUNICIPAL DRG\18. Building Permission - Revised Plans - Tech Terrace\2.Bldg.F.dwg