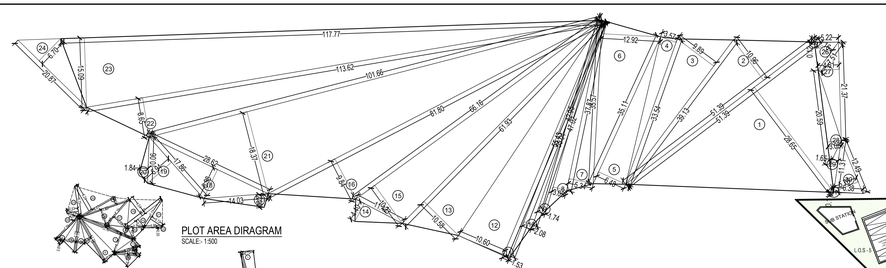

PLOT AREA DIRAGRAM
SCALE:- 1:500

LOS -1 AREA LINE DIAGRAM
SCALE:- 1:100

| LOS - 1 AREA CALCULATION | | | | | | | | | |
|---|---|---|---|---|---|---|---|---|---|
| 1 | 1/2 | X | 1.12 | X | 2.61 | X 1 NO | = | 1.46 | SQ.MT |
| 2 | 1/2 | X | 1.12 | X | 2.61 | X 1 NO | = | 1.46 | SQ.MT |
| 3 | 1/2 | X | 7.74 | X | 2.70 | X 1 NO | = | 10.45 | SQ.MT |
| 4 | 1/2 | X | 7.74 | X | 2.70 | X 1 NO | = | 10.45 | SQ.MT |
| 5 | 1/2 | X | 7.74 | X | 2.70 | X 1 NO | = | 10.45 | SQ.MT |
| 6 | 1/2 | X | 11.34 | X | 2.70 | X 1 NO | = | 15.65 | SQ.MT |
| 7 | 1/2 | X | 5.75 | X | 2.70 | X 1 NO | = | 7.76 | SQ.MT |
| 8 | 1/2 | X | 4.74 | X | 2.68 | X 1 NO | = | 6.34 | SQ.MT |
| 9 | 1/2 | X | 4.74 | X | 2.68 | X 1 NO | = | 6.34 | SQ.MT |
| 10 | 1/2 | X | 4.74 | X | 2.68 | X 1 NO | = | 6.34 | SQ.MT |
| 11 | 1/2 | X | 3.75 | X | 2.71 | X 1 NO | = | 5.08 | SQ.MT |
| 12 | 1/2 | X | 3.75 | X | 2.71 | X 1 NO | = | 5.08 | SQ.MT |
| 13 | 1/2 | X | 3.75 | X | 2.71 | X 1 NO | = | 5.08 | SQ.MT |
| 14 | 1/2 | X | 3.75 | X | 2.71 | X 1 NO | = | 5.08 | SQ.MT |
| 15 | 1/2 | X | 3.75 | X | 2.71 | X 1 NO | = | 5.08 | SQ.MT |
| 16 | 0.50 | X | 9.87 | X | 4.50 | X 1 NO | = | 22.20 | SQ.MT |
| 17 | 0.50 | X | 9.87 | X | 4.50 | X 1 NO | = | 22.20 | SQ.MT |
| 18 | 0.50 | X | 9.87 | X | 4.50 | X 1 NO | = | 22.20 | SQ.MT |
| 19 | 0.50 | X | 9.87 | X | 4.50 | X 1 NO | = | 22.20 | SQ.MT |
| 20 | 0.50 | X | 9.87 | X | 4.50 | X 1 NO | = | 22.20 | SQ.MT |
| 21 | 0.50 | X | 2.75 | X | 1.10 | X 1 NO | = | 1.52 | SQ.MT |
| 22 | 0.50 | X | 2.75 | X | 1.10 | X 1 NO | = | 1.52 | SQ.MT |
| 23 | 0.50 | X | 2.75 | X | 1.10 | X 1 NO | = | 1.52 | SQ.MT |
| 24 | 0.50 | X | 2.75 | X | 1.10 | X 1 NO | = | 1.52 | SQ.MT |
| | | | | | TOTAL ADDITION | | = | 233.88 | SQ.MT |

LOS ON MOTHER EARTH
TOP OF SLAB

LOS -2 AREA LINE DIAGRAM
SCALE:- 1:100

| LOS - 2 AREA CALCULATION | | | | | | | | | |
|---|---|---|---|---|---|---|---|---|---|
| 1 | 1/2 | X | 19.88 | X | 2.70 | X 1 NO | = | 26.84 | SQ.MT |
| 2 | 1/2 | X | 19.88 | X | 2.70 | X 1 NO | = | 26.84 | SQ.MT |
| 3 | 1/2 | X | 19.88 | X | 2.70 | X 1 NO | = | 26.84 | SQ.MT |
| 4 | 1/2 | X | 19.42 | X | 2.68 | X 1 NO | = | 26.00 | SQ.MT |
| | | | | | TOTAL ADDITION | | = | 106.52 | SQ.MT |

LOS ON MOTHER EARTH
TOP OF SLAB

LOS -3 AREA LINE DIAGRAM
SCALE:- 1:100

| LOS - 3 AREA CALCULATION | | | | | | | | | |
|---|---|---|---|---|---|---|---|---|---|
| 1 | 1/2 | X | 12.27 | X | 1.40 | X 1 NO | = | 12.88 | SQ.MT |
| 2 | 1/2 | X | 14.02 | X | 1.40 | X 1 NO | = | 10.73 | SQ.MT |
| 3 | 1/2 | X | 14.02 | X | 1.40 | X 1 NO | = | 10.73 | SQ.MT |
| 4 | 1/2 | X | 14.02 | X | 1.40 | X 1 NO | = | 10.73 | SQ.MT |
| 5 | 1/2 | X | 14.02 | X | 1.40 | X 1 NO | = | 10.73 | SQ.MT |
| 6 | 1/2 | X | 12.27 | X | 1.40 | X 1 NO | = | 12.88 | SQ.MT |
| 7 | 1/2 | X | 14.44 | X | 1.70 | X 1 NO | = | 16.27 | SQ.MT |
| 8 | 1/2 | X | 14.44 | X | 1.70 | X 1 NO | = | 16.27 | SQ.MT |
| 9 | 1/2 | X | 14.44 | X | 1.70 | X 1 NO | = | 16.27 | SQ.MT |
| 10 | 1/2 | X | 14.44 | X | 1.70 | X 1 NO | = | 16.27 | SQ.MT |
| 11 | 1/2 | X | 14.44 | X | 1.70 | X 1 NO | = | 16.27 | SQ.MT |
| 12 | 1/2 | X | 12.27 | X | 1.40 | X 1 NO | = | 12.88 | SQ.MT |
| | | | | | TOTAL ADDITION | | = | 164.41 | SQ.MT |

LOS ON MOTHER EARTH
TOP OF SLAB

LOS -4 AREA LINE DIAGRAM
SCALE:- 1:100

| LOS - 4 AREA CALCULATION | | | | | | | | | |
|---|---|---|---|---|---|---|---|---|---|
| 1 | 1/2 | X | 14.83 | X | 2.67 | X 1 NO | = | 19.81 | SQ.MT |
| 2 | 1/2 | X | 16.16 | X | 1.40 | X 1 NO | = | 11.32 | SQ.MT |
| 3 | 1/2 | X | 16.16 | X | 1.40 | X 1 NO | = | 11.32 | SQ.MT |
| 4 | 1/2 | X | 12.17 | X | 1.70 | X 1 NO | = | 10.33 | SQ.MT |
| 5 | 1/2 | X | 12.44 | X | 1.70 | X 1 NO | = | 10.57 | SQ.MT |
| 6 | 1/2 | X | 16.00 | X | 1.71 | X 1 NO | = | 13.66 | SQ.MT |
| 7 | 1/2 | X | 16.00 | X | 1.71 | X 1 NO | = | 13.66 | SQ.MT |
| 8 | 1/2 | X | 15.91 | X | 2.05 | X 1 NO | = | 16.29 | SQ.MT |
| 9 | 1/2 | X | 10.95 | X | 2.05 | X 1 NO | = | 11.21 | SQ.MT |
| 10 | 1/2 | X | 17.04 | X | 2.07 | X 1 NO | = | 17.58 | SQ.MT |
| 11 | 1/2 | X | 14.69 | X | 2.07 | X 1 NO | = | 15.15 | SQ.MT |
| 12 | 1/2 | X | 14.69 | X | 2.07 | X 1 NO | = | 15.15 | SQ.MT |
| 13 | 1/2 | X | 14.69 | X | 2.07 | X 1 NO | = | 15.15 | SQ.MT |
| 14 | 1/2 | X | 14.69 | X | 2.07 | X 1 NO | = | 15.15 | SQ.MT |
| 15 | 1/2 | X | 14.69 | X | 2.07 | X 1 NO | = | 15.15 | SQ.MT |
| 16 | 1/2 | X | 17.04 | X | 2.07 | X 1 NO | = | 17.58 | SQ.MT |
| 17 | 1/2 | X | 17.04 | X | 2.07 | X 1 NO | = | 17.58 | SQ.MT |
| 18 | 1/2 | X | 14.24 | X | 2.07 | X 1 NO | = | 14.69 | SQ.MT |
| 19 | 1/2 | X | 14.24 | X | 2.07 | X 1 NO | = | 14.69 | SQ.MT |
| 20 | 1/2 | X | 14.24 | X | 2.07 | X 1 NO | = | 14.69 | SQ.MT |
| 21 | 1/2 | X | 14.24 | X | 2.07 | X 1 NO | = | 14.69 | SQ.MT |
| 22 | 1/2 | X | 14.24 | X | 2.07 | X 1 NO | = | 14.69 | SQ.MT |
| 23 | 1/2 | X | 14.24 | X | 2.07 | X 1 NO | = | 14.69 | SQ.MT |
| 24 | 1/2 | X | 14.24 | X | 2.07 | X 1 NO | = | 14.69 | SQ.MT |
| | | | | | TOTAL ADDITION | | = | 350.77 | SQ.MT |

LOS ON MOTHER EARTH
TOP OF SLAB

LOS -5 AREA LINE DIAGRAM
SCALE:- 1:100

| LOS - 5 AREA CALCULATION | | | | | | | | | |
|---|---|---|---|---|---|---|---|---|---|
| 1 | 0.50 | X | 20.32 | X | 2.18 | X 1 NO | = | 22.08 | SQ.MT |
| 2 | 0.50 | X | 20.32 | X | 2.18 | X 1 NO | = | 22.08 | SQ.MT |
| 3 | 0.50 | X | 19.98 | X | 2.18 | X 1 NO | = | 21.71 | SQ.MT |
| 4 | 0.50 | X | 19.98 | X | 2.18 | X 1 NO | = | 21.71 | SQ.MT |
| 5 | 0.50 | X | 19.98 | X | 2.18 | X 1 NO | = | 21.71 | SQ.MT |
| 6 | 0.50 | X | 19.98 | X | 2.18 | X 1 NO | = | 21.71 | SQ.MT |
| 7 | 0.50 | X | 20.75 | X | 2.20 | X 1 NO | = | 22.79 | SQ.MT |
| 8 | 0.50 | X | 5.91 | X | 1.58 | X 1 NO | = | 4.67 | SQ.MT |
| 9 | 0.50 | X | 4.19 | X | 2.18 | X 1 NO | = | 4.56 | SQ.MT |
| 10 | 0.50 | X | 4.19 | X | 2.18 | X 1 NO | = | 4.56 | SQ.MT |
| 11 | 0.50 | X | 4.19 | X | 2.18 | X 1 NO | = | 4.56 | SQ.MT |
| 12 | 0.50 | X | 4.19 | X | 2.18 | X 1 NO | = | 4.56 | SQ.MT |
| 13 | 0.50 | X | 4.19 | X | 2.18 | X 1 NO | = | 4.56 | SQ.MT |
| 14 | 0.50 | X | 4.19 | X | 2.18 | X 1 NO | = | 4.56 | SQ.MT |
| 15 | 0.50 | X | 4.19 | X | 2.18 | X 1 NO | = | 4.56 | SQ.MT |
| 16 | 0.50 | X | 4.19 | X | 2.18 | X 1 NO | = | 4.56 | SQ.MT |
| 17 | 0.50 | X | 4.19 | X | 2.18 | X 1 NO | = | 4.56 | SQ.MT |
| 18 | 0.50 | X | 4.19 | X | 2.18 | X 1 NO | = | 4.56 | SQ.MT |
| 19 | 0.50 | X | 4.19 | X | 2.18 | X 1 NO | = | 4.56 | SQ.MT |
| 20 | 0.50 | X | 4.19 | X | 2.18 | X 1 NO | = | 4.56 | SQ.MT |
| 21 | 0.50 | X | 4.19 | X | 2.18 | X 1 NO | = | 4.56 | SQ.MT |
| 22 | 0.50 | X | 4.19 | X | 2.18 | X 1 NO | = | 4.56 | SQ.MT |
| 23 | 0.50 | X | 4.19 | X | 2.18 | X 1 NO | = | 4.56 | SQ.MT |
| 24 | 0.50 | X | 4.19 | X | 2.18 | X 1 NO | = | 4.56 | SQ.MT |
| | | | | | TOTAL ADDITION | | = | 241.80 | SQ.MT |

LOS ON MOTHER EARTH
TOP OF SLAB

| DEDUCTIONS | | | | | | | | | |
|---|---|---|---|---|---|---|---|---|---|
| 1 | 0.5 | X | 2.00 | X | 0.25 | X 1 NO | = | 0.25 | SQ.MT |
| 2 | 0.5 | X | 3.13 | X | 0.25 | X 1 NO | = | 0.39 | SQ.MT |
| 3 | 0.50 | X | 5.21 | X | 7.84 | X 1 NO | = | 20.42 | SQ.MT |
| 4 | 2.00 | X | 1.11 | X | 2.84 | X 1 NO | = | 6.30 | SQ.MT |
| | | | | | TOTAL DEDUCTION | | = | 26.71 | SQ.MT |
| TOTAL BUILT UP AREA (1-17) | | | | | | | = | 1468.92 | SQ.MT |

SUMMARY OF TOTAL
LOS AREA PROPOSED

| LOS NOS | LOS ON MOTHER EARTH | LOS ON BASEMENT TOP/ HARD PAVED | | |
|---|---|---|---|---|
| LOS. 1 | 107.64 | 90.25 | 197.89 | SQ.MT. |
| LOS. 2 | 53.68 | 117.88 | 171.56 | SQ.MT. |
| LOS. 3 | 22.82 | 111.59 | 134.41 | SQ.MT. |
| LOS. 4 | 167.28 | 163.43 | 330.71 | SQ.MT. |
| LOS. 5 | 321.27 | 85.55 | 406.82 | SQ.MT. |
| TOTAL= | 672.69 | 568.70 | 1241.39 | SQ.MT. |

| | | | |
|---|---|---|---|
| 1 | 20% LOS AREA REQUIRED OF 5564.28 | 1112.87 SQ.MT. | |
| | | PRIMEGIRLE | PROPOSED |
| a | 10% ON MOTHER EARTH | 556.44 SQ.MT | 672.69 SQ.MT. |
| b | 10% ABOVE BASEMENT | 556.44 SQ.MT | 568.70 SQ.MT. |
| | TOTAL LOS (2 + 3 ) | 1112.88 SQ.MT | 1241.39 SQ.MT. |

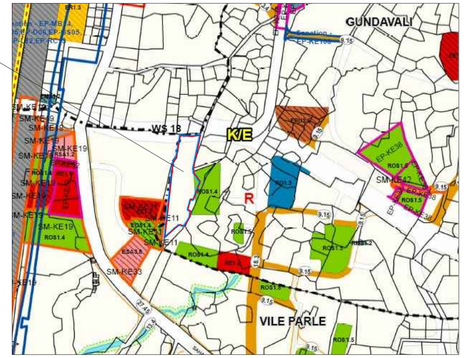


LOCATION PLAN
SCALE:- 1:4000

| TOTAL BUA SUMMARY | |
|---|---|
| FLOOR | GROSS BUA |
| TOWER 1 COM. | 623.40 |
| TOWER 1 RES. | 2610.88 |
| TOWER 2 | 3896.12 |
| TOWER 3 | 2991.00 |
| TOWER 4 | 2916.14 |
| TOWER 5 | 3362.51 |
| TOTAL AREA | 16400.05 |

| TENEMENT SUMMARY | |
|---|---|
| FLOOR | TENANT |
| TOWER 1 RES. | 36.00 |
| TOWER 2 | 46.00 |
| TOWER 3 | 36.00 |
| TOWER 4 | 35.00 |
| TOWER 5 | 40.00 |
| TOTAL | 193.00 |

| CARPET AREA IN SQ.MT. | TOWER-1 | TOWER-2 | TOWER-3 | TOWER-4 | TOWER-5 | TOTAL FLATS | PARKING PERMISIBLE AS PER D.C. RULES | PARKING REQUIRED |
|---|---|---|---|---|---|---|---|---|
| 60.00 - 40.00 | 32 | 32 | 32 | 32 | 31 | 2 Nos. | 1 PARKING = 1 TENEMENTS | 2.00 |
| 40.00 TO 30.00 | 11 | 32 | 32 | 32 | 33 | 12 Nos. | 1 PARKING = 2 TENEMENTS | 6.00 |
| 30.00 TO 15.00 | 32 | 32 | 32 | 32 | 32 | 160 Nos. | 1 PARKING = 1 TENEMENTS | 160.00 |
| TOTAL 60.00 - 15 | 75 | 96 | 96 | 96 | 96 | 174 Nos. | 1 PARKING = 1 TENEMENTS | 2.00 |
| TOTAL | 29 Nos. | 35 Nos. | 35 Nos. | 35 Nos. | 35 Nos. | 193 Nos. | | 180.00 |
| 50 % ADDITIONAL PARKING FOR VISITORS | | | | | | | | 90.00 |
| | | | | | | | | 270.10 |

PARKING REQD.FOR SHOPS

| SHOPS | AREA | PARKING REQD. |
|---|---|---|
| one parking space every 40 sq.mtr of floor area upto 800 sq.mt | 593.65 | 14.84 |
| TOTAL | 593.65 | 14.84 |
| 10% FOR VISITORS (MINIMUM 2 NS REQUIRED) | | 1.48 |
| TOTAL PARKING REQD.(RES. + COMM) | | 221.99 SAY 222 |
| TOTAL PARKING PROPOSED (RES. + COMM) | | 295.00 NOS |

| A | P R O F O R M A - A as per DCPR 2034 | SQ.MTS. |
|---|---|---|
| 1 | Area Statement | |
| 1 | Area of Plot (As per PRC ) | 5953.70 |
| a) | area of reservation | -- |
| b) | Area of Road Set back | 139.40 |
| c) | Area of D P Road SET BACK | 0.00 |
| 2 | Deductions for | -- |
| (A) | For reservation/road area | -- |
| a) | Road set-back area to be handed over (100%) (Regulation no 16) | 0.00 |
| b) | Proposed d p road to be handed over (100%) (Regulation no 16) | 0.00 |
| c) | (i)Reservation area to be handed over (100%) (Regulation no 17) | -- |
| | (ii) Reservation area to be handed over as per AR (Regulation no 17) | -- |
| (B) | For amenity area | |
| a) | Area of amenity plot/plots to be handed over as per dcr 14(A)<br>Amenity open space required = 290.71 sq.mt.<br>Area of play ground ( row 1.4) reservation 293.02 sq.mts<br>Area adjusted against amenity open space<br>Amenity open space proposed = 293.02 sq.mt. | 293.02 |
| b) | Area of amenity plot/plots to be handed over as per dcr 14(B) | -- |
| c) | Area of amenity plot/plots to be handed over as per dcr 35 (abeyance) | -- |
| | area of reservation not in possession. (municipal facilities cum parking lot (RMS 1.3+) | 0.00 |
| (C) | Deductions for existing built up area to be retained if any ( Land component of existing BUA<br>/ Existing BUA as per regulation under which the development was allowed. | -- |
| 3 | Total deductions ( [2(A) +2(B)] +2(C) as and when applicable.) | 432.42 |
| 4 | Balance area of plot ( 1 minus 3) | 5521.28 |
| 5 | Plot area under Development after areas to be handed over to MCGM/appropriate Authority as per Sr. No. 4 above. | 5521.28 |
| 6 | Zonal (basic) FSI ( 0.50 or 0.75 or 1 or 1.33) | ONE |
| 7 | Built up area as per zonal(basic) fsi (4 * 6) | 5521.28 |
| | (in case of mill land permissible built up area kept in abeyance ) | |
| 8 | Built up area equal to area of land handed over as per of regulation 30(A)2 | 0.00 |
| | (i) As per 2(A) and 2(B) except 2(A)(ii) above with in cap of Permissible TDR as column 6 of Table-12 on remaining/balance plot.) | -- |
| | (ii) in case of 2(A) (ii) (i) permissible over and above permissible BUA on remaining/ balance plot.) | -- |
| 9 | Built up area in lieu of cost of construction of built up amenity to be handed over | -- |
| 10 | Built up area due to "Additional FSI on payment of premium" as per table no 12 of regulation no 30(A) on remaining/balance plot (5564.28*3.5 = 2762.14 SQ.MT.)<br>DRC NO. : SRA/1468/Const. = 2700.42 SQ.MT | 2760.64 |
| 11 | Built up area due to admissible "TDR" as per table no 12 of regulation no 30(A) and 32 remaining/balance plot Permissible TDR (5564.28*1.00 = 5564.28 SQ.MT.)<br>DRC NO. : SRA/1468/Const. = 2700.42 SQ.MT | 2700.42 |
| 12 | INCENTIVE FSI AS PER 33(7)B ( 90 T X 105SQFT/S ) | 900.00 |
| 13 | ADD. FSI AVAILABLE AFTER ROAD HANDOVER TO MCGM ( 139.40 x 2 = 278.80 sq.mt.) | 278.80 |
| 14 | Permissible built up area ( as the case may be with/without BUA as per 2 (c)(5+10+11+12+13) | 12161.14 |
| 15 | Proposed built up area ( as the case may be with/without BUA as per 2 (c)) | 12161.05 |
| 16 | TDR generated if any as per regulation 30 (A) and 32 | ---- |
| 17 | Fungible compensatory area as per regulation no.31(3) | |
| a | (i)Permissible Fungible Compensatory area for Rehab component without charging premium | 1855.35 |
| | ii) Fungible Compensatory area availed for Rehab component without charging premium | --- |
| b) | (i) Permissible Fungible Compensatory area by charging premium. | -- |
| | ii) Fungible Compensatory area availed on payment of premium | -- |
| c) | ( Permissible Fungible Compensatory area by charging premium for commercial | -- |
| | ii) Permissible Fungible Compensatory area by charging premium for residential | 2383.70 |
| 18 | Total Built up Area proposed including Fungible Compensatory Area [15+15(a)(i) +15(b)(i)] | 16400.05 |
| 19 | FSI consumed on Net Plot [14/ 4] | 2.20 |
| 8 | Other Requirements | -- |
| (A) | Reservation/Designation | -- |
| a) | Name of Reservation | -- |
| b) | Area of Reservation affecting the plot | -- |
| c) | Area of Reservation land to be handed/handed over as per Regulation No.17 | -- |
| d) | Built up area of Amenity to be handed over as per Regulation No.17 | -- |
| e) | Area/Built up Area of Designation | -- |
| (B) | Plot area/Built up Amenity to be Handed Over as per Regulation No | |
| | (i) 14(A) | -- |
| | (ii) 14(B) | -- |
| | (iii) 15 | -- |
| (C) | Requirement of Recreational Open Space in Layout/Plot as per Regulation No.27 | -- |
| (D) | Tenement Statement | |
| | (i) Proposed built up area (13 above) | 16400.05 |
| | (ii) Less deduction of Non-residential area (Shop + Temple) | 623.40 |
| | (iii) Area available for tenements [(i) minus (ii) ] | 15776.65 |
| | (iv) Tenements permissible (Density of tenements/hectare) | 834.92 Nos. |
| | (v) Total number of Tenements proposed on the plot | 193 Nos. |
| (E) | Parking Statement | -- |
| | (I) . Parking required by Regulations for : - | |
| | Car | 222 Nos. |
| | Scooter/Motor cycle | -- |
| | Outsiders (visitors) | -- |
| | (ii) Covered garage permissible | -- |
| | (iii) Covered garages proposed | -- |
| | Car | -- |
| | Scooter/Motor cycle | -- |
| | Outsider (Visitors) | -- |
| | (iv) Total parking provided | 295 Nos. |
| (F) | Transport Vehicles Parking | |
| | (i) Spaces for transport vehicles parking required by Regulations | -- |
| | (ii) Total No. of transport vehicles parking spaces provided | -- |

CERTIFICATE OF AREA

CERTIFIED THAT I HAVE SURVEYED THE PLOT UNDER REFERENCE ON 30.12.2021 AND THAT THE DIMENSIONS OF THE SIDES ETC. OF THE PLOT STATED ON THE PLANS ARE AS MEASURED ON SITE AND THE AREA SO WORKED OUT IS 5998.70 SQ.METER ( FIVE THOUSAND NINE HUNDRED NINTY SIX POINT SEVENTY) AND TALLIES WITH THAREA STATED IN THE DOCUMENT OF OWNERSHIP/TOWN PLANNING SCHEME.

Pawar Ameet Ganpatrao

SIGN. OF ARCHITECT

Issue on 23.01.2023

UDAY MANOHARRA O MAHAJAN
EXECUTIVE ENGINEER
BUILDING PROPOSAL (K)

MUKESH BHASKAR GODSE
Sub Engg.(H/WS)

SHAIKH ASIF MUSA
Asst. Engg.(K/E)

Pawar Ameet Ganpatrao
ARCHITECT/LS
AMEET PAWAR CA/2004/34543

SACHIN HARISHCHA NDRA GUNJAL
Digitally signed by SACHIN HARISHCHANDRA GUNJAL
Date: 2023.01.19 10:13:20 +05'30'
OWNER/DEVELOPER

Shevade Shrikrishna Purushottam
PMC

PROFORMA 'B'

CONTENTS OF SHEET
GROUND FLOOR PLAN
PLOT AREA DIAGRAM

DESCRIPTION OF PROPOSAL
PROPOSED REDEVELOPMENT ON LAND BEARING ON CTS NO. 460/A & 460/B OF VILLAGE MAROL, ANDHERI (EAST), IN K/E WARD.

NAME OF OWNER
M/s. Atharv Infra LLP. C.A. to Owner Chandrashekhar C.H.S. Ltd.

NAME, ADDRESS & SIGNATURE OF ARCHITECT
GROUND FLOOR, SATYANARAYAN PRASAD-COMMERCIAL CENTRE, DAYALDAS ROAD, VILE PARLE (E), MUMBAI- 400 057.
Ph.-022-3012 3633/ 44/ 55/ 66.
www.aakarchitect.org

| NORTH | DRAWN BY | JOB. NO. | PATH:- |
|---|---|---|---|
| | MONAL | | Y:\ASHISH\Western\Jogeshwari BMC\Job. No. 1102 - Chandrashekhar CHS - Andheri\02. Binc. drawing\ 01 B.M.C. PROPOSAL\02. F.s.i. 2.06.06.22 |

P-9910/2021/(460)/K/E/WARD/GUNDAVALI 01/19

GROUND FLOOR PLAN
SCALE:- 1:200

CAR PARKING TOWER = 65 CARS
CAR PARKING PUZZLE = 07 CARS
SURFACE PARKING = 53 CARS

| PLOT AREA DIAGRAM | | | | | | | | | |
|---|---|---|---|---|---|---|---|---|---|
| 1 | 1/2 | X | 51.39 | X | 28.65 | X 1 NO | = | 736.16 | SQ.MT |
| 2 | 1/2 | X | 51.39 | X | 10.96 | X 1 NO | = | 281.62 | SQ.MT |
| 3 | 1/2 | X | 39.13 | X | 9.89 | X 1 NO | = | 193.50 | SQ.MT |
| 4 | 1/2 | X | 33.54 | X | 3.57 | X 1 NO | = | 59.87 | SQ.MT |
| 5 | 1/2 | X | 35.11 | X | 6.48 | X 1 NO | = | 113.76 | SQ.MT |
| 6 | 1/2 | X | 35.57 | X | 12.92 | X 1 NO | = | 229.78 | SQ.MT |
| 7 | 1/2 | X | 37.87 | X | 5.34 | X 1 NO | = | 101.11 | SQ.MT |
| 8 | 1/2 | X | 42.95 | X | 3.05 | X 1 NO | = | 65.50 | SQ.MT |
| 9 | 1/2 | X | 47.02 | X | 1.74 | X 1 NO | = | 40.91 | SQ.MT |
| 10 | 1/2 | X | 55.04 | X | 2.08 | X 1 NO | = | 57.24 | SQ.MT |
| 11 | 1/2 | X | 56.43 | X | 1.53 | X 1 NO | = | 42.40 | SQ.MT |
| 12 | 1/2 | X | 55.43 | X | 10.60 | X 1 NO | = | 293.78 | SQ.MT |
| 13 | 1/2 | X | 61.93 | X | 10.58 | X 1 NO | = | 327.61 | SQ.MT |
| 14 | 1/2 | X | 11.42 | X | 4.40 | X 1 NO | = | 25.12 | SQ.MT |
| 15 | 1/2 | X | 66.16 | X | 10.23 | X 1 NO | = | 338.41 | SQ.MT |
| 16 | 1/2 | X | 81.80 | X | 9.84 | X 1 NO | = | 402.46 | SQ.MT |
| 17 | 1/2 | X | 54.03 | X | 2.90 | X 1 NO | = | 20.34 | SQ.MT |
| 18 | 1/2 | X | 28.62 | X | 6.98 | X 1 NO | = | 99.88 | SQ.MT |
| 19 | 1/2 | X | 17.86 | X | 6.94 | X 1 NO | = | 61.97 | SQ.MT |
| 20 | 1/2 | X | 10.06 | X | 1.84 | X 1 NO | = | 9.26 | SQ.MT |
| 21 | 1/2 | X | 101.66 | X | 18.37 | X 1 NO | = | 933.75 | SQ.MT |
| 22 | 1/2 | X | 113.62 | X | 8.65 | X 1 NO | = | 491.41 | SQ.MT |
| 23 | 1/2 | X | 117.77 | X | 15.09 | X 1 NO | = | 888.46 | SQ.MT |
| 24 | 1/2 | X | 16.37 | X | 5.25 | X 1 NO | = | 43.00 | SQ.MT |
| | | | | | TOTAL ADDITION | | = | 5857.30 | SQ.MT X |
| | | | | | TOTAL PLOT AREA | | = | 5857.30 + 139.40 | |
| | | | | | | | = | 5996.70 | SQ.MT. |

| ROAD SETBACK CALCULATION | | | | | | | | | |
|---|---|---|---|---|---|---|---|---|---|
| 25 | 1/2 | X | 5.17 | X | 0.11 | X 1 NO | = | 0.28 | SQ.MT |
| 26 | 1/2 | X | 7.43 | X | 4.12 | X 1 NO | = | 15.31 | SQ.MT |
| 27 | 1/2 | X | 21.15 | X | 4.56 | X 1 NO | = | 48.28 | SQ.MT |
| 28 | 1/2 | X | 20.38 | X | 3.02 | X 1 NO | = | 30.77 | SQ.MT |
| 29 | 1/2 | X | 11.19 | X | 1.64 | X 1 NO | = | 9.18 | SQ.MT |
| 30 | 1/2 | X | 12.36 | X | 5.70 | X 1 NO | = | 35.23 | SQ.MT |
| 31 | 1/2 | X | 6.32 | X | 0.11 | X 1 NO | = | 0.35 | SQ.MT |
| | | | | | TOTAL ADDITION | | = | 139.40 | SQ.MT X |

## LOWER GROUND FLOOR PLAN

SCALE:- 1:200

BIG CAR PARKING = 107 NOS
SMALL CAR PARKING = 57 NOS
CAR PARKING PUZZLE = 06 CARS

Issue on 23.01.2023

UDAY MANOHARRAO MAHAJAN
EXECUTIVE ENGINEER
BUILDING PROPOSAL (K)

MUKESH BHASKAR GODSE
Sub Engg.(H/WS)

SHAIKH ASIF MUSA
Asst. Engg.(K/E)

Pawar Ameet Ganpatrao
ARCHITECT/LS
AMEET PAWAR CA/2004/34543

SACHIN HARISHCHANDRA GUNJAL
Digitally signed by SACHIN HARISHCHANDRA GUNJAL
Date: 2023.01.19 15:54:55 +05'30'
OWNER/DEVELOPER

Shevade Shrikrishna Purushottam
PMC

## PROFORMA 'B'

CONTENTS OF SHEET

GROUND FLOOR PLAN
PLOT AREA DIAGRAM

DESCRIPTION OF PROPOSAL

PROPOSED REDEVELOPMENT ON LAND BEARING ON CTS NO. 460/A & 460/B OF VILLAGE MAROL, ANDHERI (EAST), IN K/E WARD.

NAME OF OWNER

M/s. Atharv Infra LLP. C.A. to Owner Chandrashekhar C.H.S. Ltd.

NAME, ADDRESS & SIGNATURE OF ARCHITECT

GROUND FLOOR, SATYANARAYAN PRASAD-
COMMERCIAL CENTRE, DAYALDAS ROAD,
VILE PARLE (E), MUMBAI- 400 057.
Ph:-022-2612 9533/ 44 55/ 66.
www.aakaranchitect.org

| NORTH | DRAWN BY | JOB. NO. | PATH:- |
|---|---|---|---|
| | MONAL | | Y:\ASHISH\Western\Jogeshwari BMC\Job. No. 1102 - Chandrashekhar CHS - Andheri\02. Bmc. drawing\ 01.B.M.C. PROPOSAL\02. F.s.i. 2.06.06.22 |

2ND FLOOR PLAN
SCALE:- 1:100

1ST FLOOR PLAN
SCALE:- 1:100

Issue on 23.01.2023

UDAY MANOHARRA O MAHAJAN
EXECUTIVE ENGINEER
BUILDING PROPOSAL (K)

MUKESH BHASKAR GODSE
Sub Engg.(H/WS)

SHAIKH ASIF MUSA
Asst. Engg.(K/E)

Pawar Ameet Gangatrao
ARCHITECT/LS
AMEET PAWAR CA/2004/34543

SACHIN HARISHCH ANDRA GUNJAL
Digitally signed by SACHIN HARISHCHANDRA GUNJAL
Date: 2023.01.19 10:17:43 +05'30'
OWNER/DEVELOPER

Shevade Shrikrishna Purushottam
PMC

## PROFORMA 'B'

CONTENTS OF SHEET

1ST & 2ND FLOOR PLAN

DESCRIPTION OF PROPOSAL

PROPOSED REDEVELOPMENT ON LAND BEARING CN CTS NO. 460/A & 460/B OF VILLAGE MAROL, ANDHERI (EAST), IN K/E WARD.

NAME OF OWNER

M/s. Atharv Infra LLP. C.A. to Owner Chandrashekhar C.H.S. Ltd.

NAME, ADDRESS & SIGNATURE OF ARCHITECT

aakar
GROUND FLOOR, SATYAMARAYAN PRASAD COMMERCIAL CENTRE, DAYALDAS ROAD, VILE PARLE (E), MUMBAI- 400 057.
+91(22) 267 7663 66 59 68.
www.aakararchitect.org

| NORTH | DRAWN BY | JOB. NO. | PATH:- |
|---|---|---|---|
| | MONAL | 1102 | Y:\ASHISH\Western\Jogeshwari BMC\Job. No. 1102 - Chandrashekhar CHS - Andheri(E) \bmc. drawing\ 01.B.M.C. PROPOSAL02. F.s.l. 2006.06.22 |

4TH FLOOR PLAN
SCALE:- 1:100

3RD FLOOR PLAN
SCALE:- 1:100

Issue on 23.01.2023

UDAY MANOHARRAO MAHAJAN
EXECUTIVE ENGINEER
BUILDING PROPOSAL (K)

MUKESH BHASKAR GODSE
Sub Engg.(HWS)

SHAIKH ASIF MUSA
Asst. Engg.(K/E)

Pawar Ameet Ganpatrao
ARCHITECT/LS
AMEET PAWAR CA/2004/34543

SACHIN HARISHCHANDRA GUNJAL
Digitally signed by SACHIN HARISHCHANDRA GUNJAL
Date: 2023.01.19 10:20:44 +05'30'
OWNER/DEVELOPER

Shevade Shrikrishna Purushottam
PMC

## PROFORMA 'B'

CONTENTS OF SHEET

3RD & 4TH FLOOR PLAN

DESCRIPTION OF PROPOSAL

PROPOSED REDEVELOPMENT ON LAND BEARING ON CTS NO. 460/A & 460/B OF VILLAGE MAROL, ANDHERI (EAST), IN K/E WARD.

NAME OF OWNER

M/s. Atharv Infra LLP. C.A. to Owner Chandrashekhar C.H.S. Ltd.

NAME, ADDRESS & SIGNATURE OF ARCHITECT

aakar
ARCHITECTS

GROUND FLOOR, SATYNAMAYAN PRASAD COMMERCIAL CENTRE, DATALDAS ROAD, VILE PARLE (E), MUMBAI- 400 057.
+91(22) 2617 7663 / 64 / 65 / 66.
www.aakararchitect.org

| NORTH | DRAWN BY | JOB. NO. | PATH:- |
|---|---|---|---|
| | MONAL | 1102 | Y:\ASHISH\Western\Jogeshwari BMC\Job. No. 1102 - Chandrashekhar CHS - Andheri\02. Bmc. drawing\ 01.B.M.C. PROPOSAL\02. F.s.i. 206.06.22. |

6TH FLOOR PLAN
SCALE - 1:100

5TH FLOOR PLAN
SCALE - 1:100

Issue on 23.01.2023

UDAY MANOHARRAO MAHAJAN
EXECUTIVE ENGINEER
BUILDING PROPOSAL (K)

MUKESH BHASKAR GODSE
Sub Engg.(H/WS)

SHAIKH ASIF MUSA
Asst. Engg.(K/E)

Pawar Ameet Ganpatrao
ARCHITECTLS
AMEET PAWAR CA/2004/34543

SACHIN HARISHCHANDRA NDRA GUNJAL
Digitally signed by SACHIN HARISHCHANDRA NDRA GUNJAL
Date: 2023.01.19 10:21:18 +05'30'
OWNER/DEVELOPER

Shevade Shrikrishna Purushottam
PMC

PROFORMA 'B'

CONTENTS OF SHEET
5TH & 6TH FLOOR PLAN

DESCRIPTION OF PROPOSAL
PROPOSED REDEVELOPMENT ON LAND BEARING ON CTS NO. 460/A & 460/B OF VILLAGE MAROL, ANDHERI (EAST), IN K/E WARD.

NAME OF OWNER
M/s. Atharv Infra LLP. C.A. to Owner Chandrashekhar C.H.S. Ltd.

NAME, ADDRESS & SIGNATURE OF ARCHITECT
aakar architects
GROUND FLOOR, SATYAMARAYAN PRASAD COMMERCIAL CENTRE, DAFATDAR ROAD, VILE PARLE (E), MUMBAI 400 057.
Ph 022-26121933/ 44 55 66.
www.aakararchitect.org

| NORTH | DRAWN BY | JOB. NO. | PATH:- |
|---|---|---|---|
| | MONAL | 1102 | Y:\ASHISH\Western\Jogeshwari BMC\Job. No. 1102 - Chandrashekhar CHS - Andheri\02. Bmc drawing\ 01 B.M.C. PROPOSAL\02. F.s.i. 2\06.06.22 |

S
S'
A'
C'
D
REFUGE AREA
REFUGE AREA
REFUGE AREA
REFUGE AREA
REFUGE AREA
REFUGE AREA
REFUGE AREA
REFUGE AREA
ACCESS
ACCESS
ACCESS

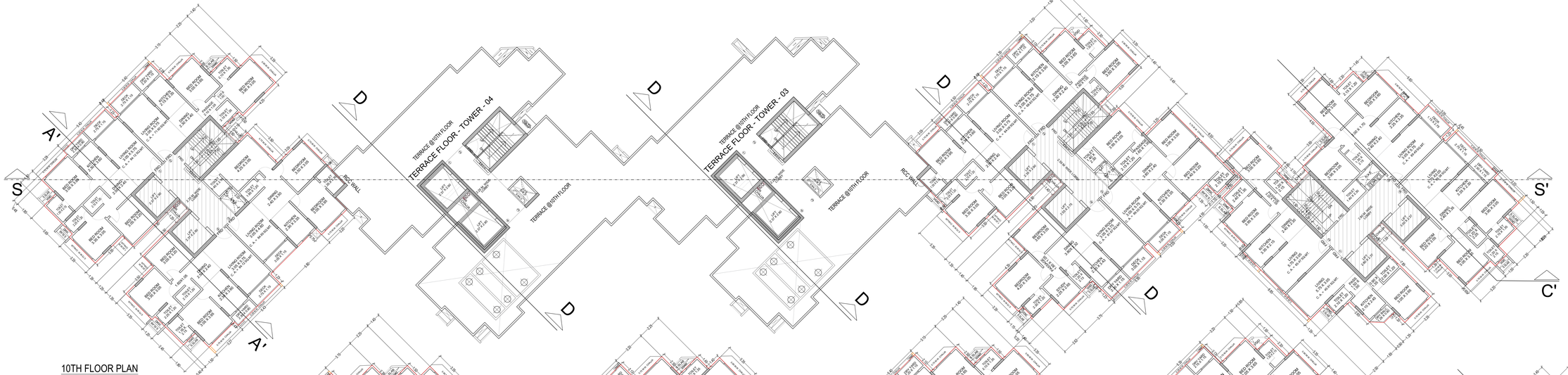


10TH FLOOR PLAN
SCALE:- 1:100

9TH FLOOR PLAN
SCALE:- 1:100

Issue on 23.01.2023

UDAY MANOHARRAO MAHAJAN
EXECUTIVE ENGINEER
BUILDING PROPOSAL (K)

MUKESH BHASKAR GODSE
Sub Engg.(HWS)

SHAIKH ASIF MUSA
Asst. Engg.(K/E)

Pawar Ameet Ganpatrao
ARCHITECT/LS
AMEET PAWAR CA/2004/34543

SACHIN HARISHCHANDRA GUNJAL
Digitally signed by SACHIN HARISHCHANDRA GUNJAL
2023.03.01 10:23:15 +05'30'
OWNER/DEVELOPER

Shevade Shrikrishna Purushottam
PMC

## PROFORMA 'B'

CONTENTS OF SHEET

8TH & 10TH FLOOR PLAN

DESCRIPTION OF PROPOSAL

PROPOSED REDEVELOPMENT ON LAND BEARING ON CTS NO. 460/A & 460/B OF VILLAGE MAROL, ANDHERI (EAST), IN K/E WARD.

NAME OF OWNER

M/s. Asharu Infra LLP, C.A. to Owner Chandrashekhar C.H.S. Ltd.

NAME, ADDRESS & SIGNATURE OF ARCHITECT

aakar
GROUND FLOOR, SATYANARAYAN PRASAD, COMMERCIAL CENTRE, DAYALDAS ROAD, VILE PARLE (E), MUMBAI- 400 057.
Ph.-022-2612 9533 44/ 55 99.
www.aakararchitect.org

| NORTH | DRAWN BY | JOB. NO. | PATH:- |
|---|---|---|---|
| | MONAL | 1102 | Y:\ASHISH\Western\Jogeshwari BMC\Job. No. 1102 - Chandrashekhar CHS - Andheri\02. Binc. drowing\ 01 B.M.C. PROPOSAL\02 F.s.i. 208.06.22 |

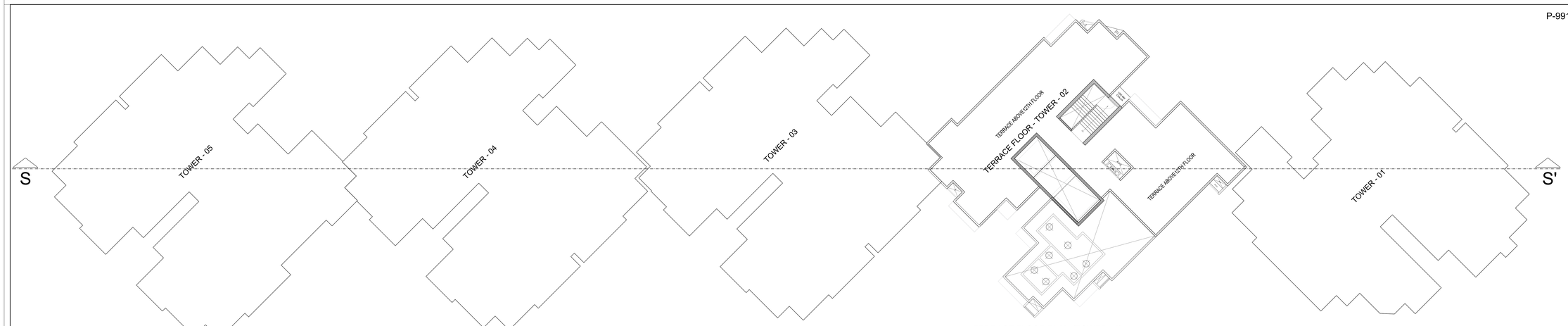


TERRACE FLOOR PLAN (TOWER - 2)

SCALE:- 1:100

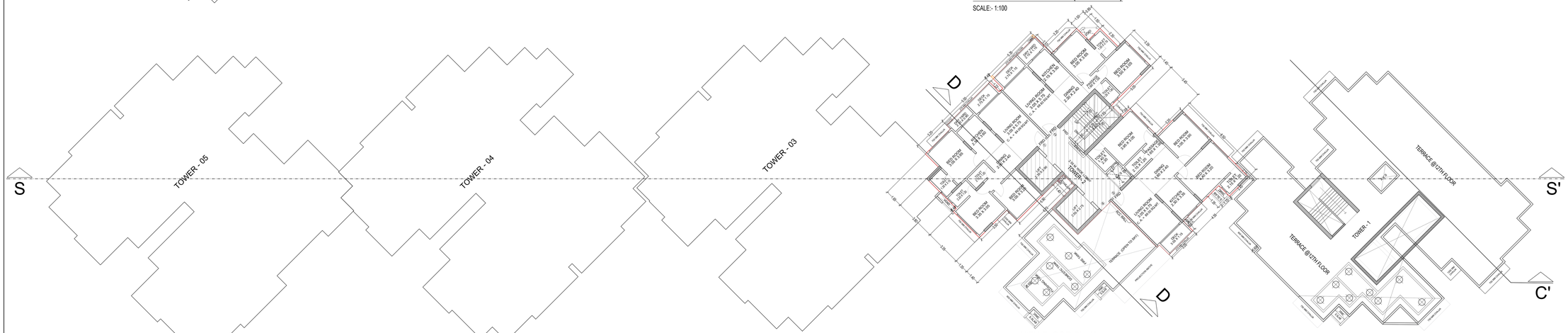


12TH FLOOR PLAN

SCALE:- 1:100

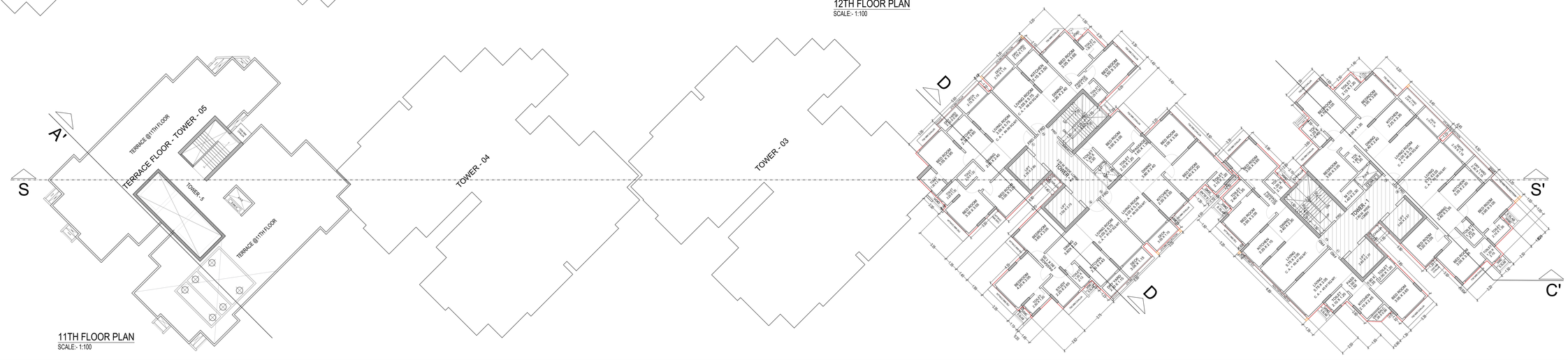


11TH FLOOR PLAN

SCALE:- 1:100

Issue on 23.01.2023

UDAY MANOHARRAO MAHAJAN

Digitally signed by UDAY MANOHARRAO MAHAJAN
DN: c=IN, o=GENERAL CERTIFICATE OF SERVICE, ou=MUNICIPAL CORPORATION OF GREATER MUMBAI, o=MAHARASHTRA, cn=UDAY MANOHARRAO MAHAJAN, email=uday.mahajan@gmail.com
Reason: I am the author of this document
Location: MUMBAI
Date: 2023.01.23 12:42:08 +05'30'

EXECUTIVE ENGINEER
BUILDING PROPOSAL (K)

MUKESH BHASKAR GODSE

Digitally signed by MUKESH BHASKAR GODSE
DN: c=IN, o=GENERAL CERTIFICATE OF SERVICE, ou=MUNICIPAL CORPORATION OF GREATER MUMBAI, o=MAHARASHTRA, cn=MUKESH BHASKAR GODSE, email=mukesh.godse@gmail.com
Reason: I am the author of this document
Location: MUMBAI
Date: 2023.01.23 12:42:08 +05'30'

Sub Engg.(H/WS)

SHAIKH ASIF MUSA

Digitally signed by SHAIKH ASIF MUSA
DN: c=IN, o=GENERAL CERTIFICATE OF SERVICE, ou=MUNICIPAL CORPORATION OF GREATER MUMBAI, o=MAHARASHTRA, cn=SHAIKH ASIF MUSA, email=shaikh.asif@gmail.com
Reason: I am the author of this document
Location: MUMBAI
Date: 2023.01.23 12:42:08 +05'30'

Asst. Engg.(K/E)

Pawar Ameet Ganpatrao

Digitally signed by Pawar Ameet Ganpatrao
DN: c=IN, o=Personal, cn=Pawar Ameet Ganpatrao, email=ameet@akarprojects.com, 2.5.4.20=a8a0a0a0

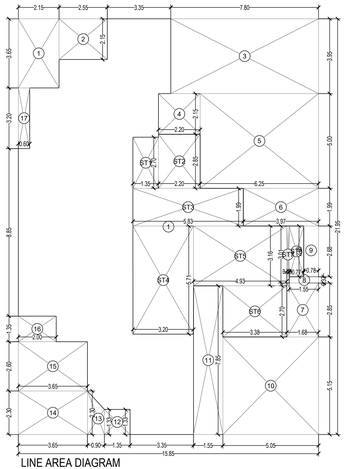

LINE AREA DIAGRAM
1ST FLOOR
SCALE:- 1:100 (TOWER - 1 )

BUILT UP AREA CALCULATION

| 1ST FLOOR | | | | | | | | |
|---|---|---|---|---|---|---|---|---|
| 1 | 15.85 | X | 21.95 | X | 1 NO | = | 347.91 | SQ.MT. |
| | | | | | TOTAL ADDITION | = | 347.91 | SQ.MT. X |

DEDUCTIONS

| | | | | | | | | |
|---|---|---|---|---|---|---|---|---|
| 1 | 2.15 | X | 3.65 | X | 1 NO | = | 7.85 | SQ.MT. |
| 2 | 2.55 | X | 2.15 | X | 1 NO | = | 5.48 | SQ.MT. |
| 3 | 7.80 | X | 3.95 | X | 1 NO | = | 30.81 | SQ.MT. |
| 4 | 2.20 | X | 2.15 | X | 1 NO | = | 4.73 | SQ.MT. |
| 5 | 6.25 | X | 5.00 | X | 1 NO | = | 31.25 | SQ.MT. |
| 6 | 3.97 | X | 1.99 | X | 1 NO | = | 7.90 | SQ.MT. |
| 7 | 1.68 | X | 2.85 | X | 1 NO | = | 4.79 | SQ.MT. |
| 8 | 1.55 | X | 0.33 | X | 1 NO | = | 0.51 | SQ.MT. |
| 9 | 0.78 | X | 2.68 | X | 1 NO | = | 2.09 | SQ.MT. |
| 10 | 5.05 | X | 5.15 | X | 1 NO | = | 26.01 | SQ.MT. |
| 11 | 1.55 | X | 7.85 | X | 1 NO | = | 12.17 | SQ.MT. |
| 12 | 1.35 | X | 1.33 | X | 1 NO | = | 1.80 | SQ.MT. |
| 13 | ( 1.33 + 2.30 ) / 2 | X | 0.90 | X | 1 NO | = | 1.63 | SQ.MT. |
| 14 | 3.65 | X | 2.30 | X | 1 NO | = | 8.40 | SQ.MT. |
| 15 | 3.65 | X | 2.60 | X | 1 NO | = | 9.49 | SQ.MT. |
| 16 | 2.00 | X | 1.35 | X | 1 NO | = | 2.70 | SQ.MT. |
| 17 | 0.60 | X | 3.20 | X | 1 NO | = | 1.92 | SQ.MT. |
| | | | | | TOTAL DEDUCTION | = | 159.53 | SQ.MT. Y1 |
| TOTAL BUILT UP AREA [X - Y1] | | | | | | = | 188.38 | SQ.MT. X1 |

STAIRCASE AREA CALCULATION

| TYPICAL FLOOR | | | | | | | | |
|---|---|---|---|---|---|---|---|---|
| ST1 | 1.35 | X | 2.70 | X | 1 NO | = | 3.65 | SQ.MT. |
| ST2 | 2.20 | X | 2.85 | X | 1 NO | = | 6.27 | SQ.MT. |
| ST3 | 5.83 | X | 1.99 | X | 1 NO | = | 11.60 | SQ.MT. |
| ST4 | 3.20 | X | 5.71 | X | 1 NO | = | 18.27 | SQ.MT. |
| ST5 | 4.93 | X | 3.16 | X | 1 NO | = | 15.58 | SQ.MT. |
| ST6 | 3.38 | X | 2.70 | X | 1 NO | = | 9.13 | SQ.MT. |
| ST7 | 0.13 | X | 3.01 | X | 1 NO | = | 0.39 | SQ.MT. |
| ST8 | 0.77 | X | 2.68 | X | 1 NO | = | 2.06 | SQ.MT. |
| TOTAL STAIRCASE AREA PER FL. | | | | | | = | 66.95 | SQ.MT. Y2 |

| | | |
|---|---|---|
| NET BUILT UP AREA [X1 - Y2] | = | 121.43 SQ.MT. |

BUILT UP AREA CALCULATION

| 2nd FLOOR | | | | | | | | |
|---|---|---|---|---|---|---|---|---|
| 1 | 20.20 | X | 21.95 | X | 1 NO | = | 443.39 | SQ.MT. |
| | | | | | TOTAL ADDITION | = | 443.39 | SQ.MT. X |

DEDUCTIONS

| | | | | | | | | |
|---|---|---|---|---|---|---|---|---|
| 1 | 2.15 | X | 3.65 | X | 1 NO | = | 7.85 | SQ.MT. |
| 2 | 2.55 | X | 2.15 | X | 1 NO | = | 5.48 | SQ.MT. |
| 3 | 5.05 | X | 3.95 | X | 1 NO | = | 19.95 | SQ.MT. |
| 4 | 1.90 | X | 2.15 | X | 1 NO | = | 4.09 | SQ.MT. |
| 5 | 3.80 | X | 1.40 | X | 1 NO | = | 5.32 | SQ.MT. |
| 6 | 3.35 | X | 0.80 | X | 1 NO | = | 2.68 | SQ.MT. |
| 7 | 3.75 | X | 2.45 | X | 1 NO | = | 9.19 | SQ.MT. |
| 8 | 1.45 | X | 1.35 | X | 1 NO | = | 1.96 | SQ.MT. |
| 9 | 2.27 | X | 1.47 | X | 1 NO | = | 3.34 | SQ.MT. |
| 10 | 4.35 | X | 3.01 | X | 1 NO | = | 13.09 | SQ.MT. |
| 11 | 6.02 | X | 2.85 | X | 1 NO | = | 17.16 | SQ.MT. |
| 12 | 9.40 | X | 5.15 | X | 1 NO | = | 48.41 | SQ.MT. |
| 13 | 1.55 | X | 7.85 | X | 1 NO | = | 12.17 | SQ.MT. |
| 14 | 1.35 | X | 1.33 | X | 1 NO | = | 1.80 | SQ.MT. |
| 15 | ( 1.33 + 2.30 ) / 2 | X | 0.90 | X | 1 NO | = | 1.63 | SQ.MT. |
| 16 | 3.65 | X | 4.90 | X | 1 NO | = | 17.89 | SQ.MT. |
| 17 | 2.00 | X | 1.35 | X | 1 NO | = | 2.70 | SQ.MT. |
| 18 | 0.60 | X | 3.20 | X | 1 NO | = | 1.92 | SQ.MT. |
| | | | | | TOTAL DEDUCTION | = | 176.63 | SQ.MT. Y1 |
| TOTAL BUILT UP AREA [X - Y1] | | | | | | = | 266.76 | SQ.MT. X1 |

FITNESS CENTER AREA CALCULATION

| DEDUCTION | | | | | | | | |
|---|---|---|---|---|---|---|---|---|
| FC1 | 2.58 | X | 0.75 | X | 1 NO | = | 1.94 | SQ.MT. |
| FC2 | 2.43 | X | 3.05 | X | 1 NO | = | 7.41 | SQ.MT. |
| FC3 | 2.27 | X | 4.25 | X | 1 NO | = | 9.65 | SQ.MT. |
| FC4 | 6.05 | X | 7.14 | X | 1 NO | = | 43.20 | SQ.MT. |
| FC5 | 2.30 | X | 1.35 | X | 1 NO | = | 3.11 | SQ.MT. |
| FC6 | 3.35 | X | 3.00 | X | 1 NO | = | 10.05 | SQ.MT. |
| FC7 | 1.05 | X | 1.55 | X | 1 NO | = | 1.63 | SQ.MT. |
| TOTAL STAIRCASE AREA PER FL. | | | | | | = | 76.99 | SQ.MT. Y2 |

STAIRCASE AREA CALCULATION

| TYPICAL FLOOR | | | | | | | | |
|---|---|---|---|---|---|---|---|---|
| ST1 | 1.35 | X | 2.90 | X | 1 NO | = | 3.92 | SQ.MT. |
| ST2 | 2.05 | X | 3.05 | X | 1 NO | = | 6.25 | SQ.MT. |
| ST3 | 5.83 | X | 4.95 | X | 1 NO | = | 28.86 | SQ.MT. |
| ST4 | 3.20 | X | 2.55 | X | 1 NO | = | 8.16 | SQ.MT. |
| ST5 | 3.38 | X | 2.70 | X | 1 NO | = | 9.13 | SQ.MT. |
| ST6 | 2.29 | X | 0.15 | X | 1 NO | = | 0.34 | SQ.MT. |
| ST7 | 2.42 | X | 2.88 | X | 1 NO | = | 6.97 | SQ.MT. |
| ST8 | 0.77 | X | 2.55 | X | 1 NO | = | 1.96 | SQ.MT. |
| TOTAL STAIRCASE AREA PER FL. | | | | | | = | 65.59 | SQ.MT. Y2 |

| | | |
|---|---|---|
| NET BUILT UP AREA [X1 - Y2] | = | 124.18 SQ.MT. |

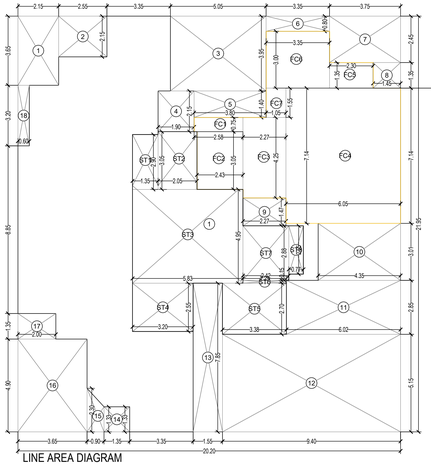

LINE AREA DIAGRAM
2nd FLOOR
SCALE:- 1:100 (TOWER - 1 )

BUILT UP AREA CALCULATION

| 4th FLOOR | | | | | | | | |
|---|---|---|---|---|---|---|---|---|
| 1 | 20.95 | X | 23.35 | X | 1 NO | = | 489.18 | SQ.MT. |
| | | | | | TOTAL ADDITION | = | 489.18 | SQ.MT. X |

DEDUCTIONS

| | | | | | | | | |
|---|---|---|---|---|---|---|---|---|
| 1 | 2.15 | X | 3.65 | X | 1 NO | = | 7.85 | SQ.MT. |
| 2 | 2.55 | X | 2.15 | X | 1 NO | = | 5.48 | SQ.MT. |
| 3 | 1.90 | X | 2.15 | X | 1 NO | = | 4.09 | SQ.MT. |
| 4 | 1.25 | X | 3.95 | X | 1 NO | = | 4.94 | SQ.MT. |
| 5 | 3.80 | X | 5.35 | X | 1 NO | = | 20.33 | SQ.MT. |
| 6 | 3.35 | X | 0.80 | X | 1 NO | = | 2.68 | SQ.MT. |
| 7 | 2.30 | X | 2.45 | X | 1 NO | = | 5.64 | SQ.MT. |
| 8 | 2.20 | X | 3.80 | X | 1 NO | = | 8.36 | SQ.MT. |
| 9 | 0.75 | X | 14.45 | X | 1 NO | = | 10.84 | SQ.MT. |
| 10 | 1.80 | X | 1.75 | X | 1 NO | = | 3.15 | SQ.MT. |
| 11 | 2.45 | X | 0.25 | X | 1 NO | = | 0.61 | SQ.MT. |
| 12 | 1.20 | X | 1.00 | X | 1 NO | = | 1.20 | SQ.MT. |
| 13 | 1.35 | X | 4.05 | X | 1 NO | = | 5.47 | SQ.MT. |
| 14 | 1.55 | X | 9.25 | X | 1 NO | = | 14.34 | SQ.MT. |
| 15 | 3.35 | X | 1.40 | X | 1 NO | = | 4.69 | SQ.MT. |
| 16 | 1.35 | X | 2.73 | X | 1 NO | = | 3.69 | SQ.MT. |
| 17 | 4.55 | X | 2.73 | X | 1 NO | = | 12.42 | SQ.MT. |
| 18 | ( 4.55 + 3.65 ) / 2 | X | 0.98 | X | 1 NO | = | 4.02 | SQ.MT. |
| 19 | 3.65 | X | 2.60 | X | 1 NO | = | 9.49 | SQ.MT. |
| 20 | 2.00 | X | 1.35 | X | 1 NO | = | 2.70 | SQ.MT. |
| 21 | 0.60 | X | 3.20 | X | 1 NO | = | 1.92 | SQ.MT. |
| 22 | 0.22 | X | 0.50 | X | 1 NO | = | 0.11 | SQ.MT. |
| 23 | 2.27 | X | 1.47 | X | 1 NO | = | 3.34 | SQ.MT. |
| | | | | | TOTAL DEDUCTION | = | 137.36 | SQ.MT. Y1 |
| TOTAL BUILT UP AREA [X - Y1] | | | | | | = | 351.82 | SQ.MT. X1 |

STAIRCASE AREA CALCULATION

| TYPICAL FLOOR | | | | | | | | |
|---|---|---|---|---|---|---|---|---|
| ST1 | 1.35 | X | 2.90 | X | 1 NO | = | 3.92 | SQ.MT. |
| ST2 | 2.05 | X | 3.05 | X | 1 NO | = | 6.25 | SQ.MT. |
| ST3 | 5.83 | X | 4.95 | X | 1 NO | = | 28.86 | SQ.MT. |
| ST4 | 3.20 | X | 2.55 | X | 1 NO | = | 8.16 | SQ.MT. |
| ST5 | 3.35 | X | 2.55 | X | 1 NO | = | 8.54 | SQ.MT. |
| ST6 | 2.27 | X | 3.03 | X | 1 NO | = | 6.88 | SQ.MT. |
| TOTAL STAIRCASE AREA PER FL. | | | | | | = | 62.61 | SQ.MT. Y2 |

FITNESS CENTER AREA CALCULATION

| TYPICAL FLOOR | | | | | | | | |
|---|---|---|---|---|---|---|---|---|
| FC1 | 2.58 | X | 0.75 | X | 1 NO | = | 1.94 | SQ.MT. |
| FC2 | 2.43 | X | 3.05 | X | 1 NO | = | 7.41 | SQ.MT. |
| FC3 | 3.35 | X | 1.65 | X | 1 NO | = | 5.53 | SQ.MT. |
| FC4 | 5.65 | X | 2.90 | X | 1 NO | = | 16.39 | SQ.MT. |
| FC5 | 6.87 | X | 3.75 | X | 1 NO | = | 25.76 | SQ.MT. |
| FC6 | 1.45 | X | 5.30 | X | 1 NO | = | 7.69 | SQ.MT. |
| FC7 | 2.05 | X | 0.50 | X | 1 NO | = | 1.03 | SQ.MT. |
| FC8 | 6.05 | X | 7.55 | X | 1 NO | = | 45.68 | SQ.MT. |
| FC9 | 1.35 | X | 2.65 | X | 1 NO | = | 3.58 | SQ.MT. |
| FC10 | 3.35 | X | 1.00 | X | 1 NO | = | 3.35 | SQ.MT. |
| FC11 | 7.00 | X | 5.70 | X | 1 NO | = | 39.90 | SQ.MT. |
| FC12 | 2.45 | X | 0.75 | X | 1 NO | = | 1.84 | SQ.MT. |
| FC13 | 1.05 | X | 4.95 | X | 1 NO | = | 5.20 | SQ.MT. |
| FC14 | 0.75 | X | 3.35 | X | 1 NO | = | 2.51 | SQ.MT. |
| TOTAL FLOWER BED AREA PER FL. | | | | | | = | 167.81 | SQ.MT. Y3 |

| | | |
|---|---|---|
| NET BUILT UP AREA [X1 - (Y2+Y3)] | = | 121.40 SQ.MT. |

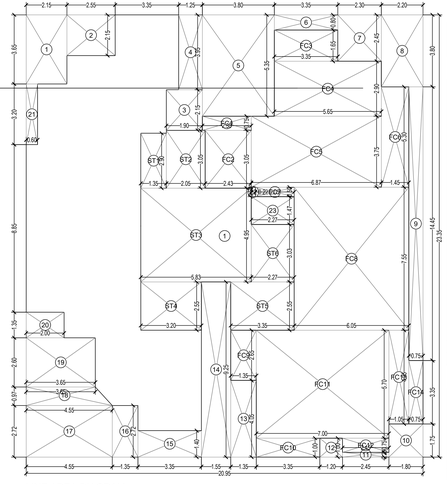

LINE AREA DIAGRAM
4th FLOOR
SCALE:- 1:100 (TOWER - 1 )

BUA SUMMARY FOR TOWER -1 (RESIDENTIAL)

| FLOOR | GROSS BUA | LESS - ST,LIFT & LOBBY | LESS - REFUGE AREA FT.CENTER AREA | NET BUA | ADD EXCESS REFUGE AREA | TOTAL BUA |
|---|---|---|---|---|---|---|
| GROUND FLR. | 0.00 | | | 0.00 | | 0.00 |
| 1ST FLR. | 198.38 | 66.95 | | 131.43 | | 131.43 |
| 2ND FLR. | 266.76 | 65.59 | 76.99 | 124.18 | | 124.18 |
| 3RD FLR. | 266.61 | 65.57 | 76.99 | 124.05 | | 124.05 |
| 4TH FLR. | 351.82 | 62.61 | 167.81 | 121.40 | | 121.40 |
| 5TH FLR. | 366.38 | 57.48 | | 308.90 | | 308.90 |
| 6TH FLR. | 366.38 | 57.48 | | 308.90 | | 308.90 |
| 7TH FLR. | 366.38 | 57.48 | | 308.90 | | 308.90 |
| 8TH FLR. | 368.08 | 57.48 | 58.14 | 252.46 | 7.75 | 260.21 |
| 9TH FLR. | 366.23 | 57.48 | | 308.75 | | 308.75 |
| 10TH FLR. | 366.23 | 57.48 | | 308.75 | | 308.75 |
| 11TH FLR. | 372.89 | 57.48 | | 315.41 | | 315.41 |
| TOTAL AREA | 3646.14 | 663.08 | 379.93 | 2603.13 | 7.75 | 2610.88 |

BUA SUMMARY FOR TOWER -1 (COMMERCIAL)

| FLOOR | GROSS BUA | LESS - ST,LIFT & LOBBY | TOTAL BUA |
|---|---|---|---|
| GROUND FLR. | 190.20 | | 190.20 |
| 1ST FLR. | 250.47 | 33.87 | 216.60 |
| 2ND FLR. | 250.47 | 33.87 | 216.60 |
| TOTAL AREA | 691.14 | 67.74 | 623.40 |

REFUGE AREA STATEMENT FOR 8TH FLOOR TOWER -1

| | | |
|---|---|---|
| BUA OF 8TH TO 10TH FLR ( 252.58 + 308.87X2=315.41) | = | 1185.73 SQMT |
| REFUGE AREA REQ. ON 8TH FLR ( 4% 1185.73 SQMT.) | = | 47.43 SQMT |
| REFUGE AREA PROPOSED | = | 58.14 SQMT |
| EXCESS REFUGE AREA COUNTED IN FSI | = | 7.75 SQMT |

REFUGE AREA ALLOWED TO BE EXCEEDED UP TO MAX. LIMIT OF 4.25%
(AS PER REG. NO. 48(b)(ii) IN DCPR 2034 = 1185.73 X 4.25% = 50.39 SQ.MT.

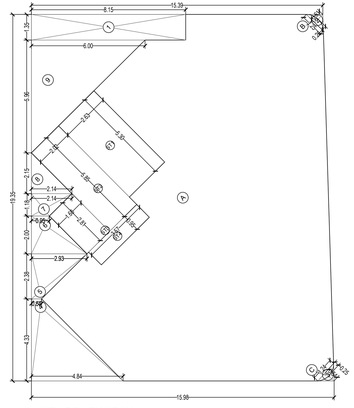

LINE AREA DIAGRAM
1st & 2nd FLOOR COMMERCIAL
SCALE:- 1:100 (TOWER - 1 )

BUILT UP AREA CALCULATION

| GROUND FLOOR | | | | | | | | |
|---|---|---|---|---|---|---|---|---|
| A | (15.20 + 14.60 ) / 2 | X | 19.35 | X | 1 NO | = | 288.32 | SQ.MT. |
| B | 0.66 | X | 1.24 | X | 0.25 | X 1 NO | = | 0.20 | SQ.MT. |
| C | 0.66 | X | 1.25 | X | 0.25 | X 1 NO | = | 0.21 | SQ.MT. |
| | | | | | | TOTAL ADDITION | = | 288.73 | SQ.MT. X |

DEDUCTIONS

| | | | | | | | | |
|---|---|---|---|---|---|---|---|---|
| 1 | 1/2 | X | 5.76 | X | 2.88 | X 1 NO | = | 8.29 | SQ.MT. |
| 2 | ( 1.12 + 3.47 ) / 2 | X | 2.36 | X 1 NO | | = | 5.42 | SQ.MT. |
| 3 | 1.28 | X | 1.12 | X 1 NO | | = | 1.43 | SQ.MT. |
| 4 | 0.70 | X | 1.41 | X 1 NO | | = | 0.99 | SQ.MT. |
| 5 | ( 4.34 + 6.97 ) / 2 | X | 2.60 | X 1 NO | | = | 14.70 | SQ.MT. |
| 6 | 5.55 | X | 7.71 | X 1 NO | | = | 42.79 | SQ.MT. |
| 7 | 3.65 | X | 6.51 | X 1 NO | | = | 23.76 | SQ.MT. |
| 8 | 1.35 | X | 0.85 | X 1 NO | | = | 1.15 | SQ.MT. |
| | | | | | TOTAL DEDUCTION | = | 98.53 | SQ.MT. Y1 |
| TOTAL BUILT UP AREA [X - Y1] | | | | | | = | 190.20 | SQ.MT. X1 |

BUILT UP AREA CALCULATION

| 1ST & 2ND FLOOR | | | | | | | | |
|---|---|---|---|---|---|---|---|---|
| A | (15.39 + 15.98 ) / 2 | X | 19.35 | X 1 NO | | = | 303.50 | SQ.MT. |
| B | 0.66 | X | 1.25 | X | 0.25 | X 1 NO | = | 0.21 | SQ.MT. |
| C | 0.66 | X | 1.24 | X | 0.25 | X 1 NO | = | 0.20 | SQ.MT. |
| | | | | | | TOTAL ADDITION | = | 303.91 | SQ.MT. X |

DEDUCTIONS

| | | | | | | | | |
|---|---|---|---|---|---|---|---|---|
| 1 | 1.35 | X | 8.15 | X 1 NO | | = | 11.00 | SQ.MT. |
| 2 | 1/2 | X | 1.25 | X | 0.61 | X 1 NO | = | 0.38 | SQ.MT. |
| 3 | 1/2 | X | 1.24 | X | 0.64 | X 1 NO | = | 0.40 | SQ.MT. |
| 4 | ( 4.84 + 0.54 ) / 2 | X | 4.33 | X 1 NO | | = | 11.65 | SQ.MT. |
| 5 | ( 0.54 + 2.93 ) / 2 | X | 2.38 | X 1 NO | | = | 4.13 | SQ.MT. |
| 6 | ( 2.93 + 0.95 ) / 2 | X | 2.00 | X 1 NO | | = | 3.88 | SQ.MT. |
| 7 | ( 0.95 + 2.14 ) / 2 | X | 1.18 | X 1 NO | | = | 1.82 | SQ.MT. |
| 8 | 1/2 | X | 2.15 | X | 2.14 | X 1 NO | = | 2.30 | SQ.MT. |
| 9 | 1/2 | X | 5.96 | X | 6.00 | X 1 NO | = | 17.88 | SQ.MT. |
| | | | | | | TOTAL DEDUCTION | = | 53.44 | SQ.MT. Y1 |
| TOTAL BUILT UP AREA [X - Y1] | | | | | | | = | 250.47 | SQ.MT. X1 |

| STAICASE,LIFT & LOBBY AREA | | | | | | | | |
|---|---|---|---|---|---|---|---|---|
| ST1 | 2.63 | X | 5.30 | X 1 NO | | = | 13.94 | SQ.MT. |
| ST2 | 2.02 | X | 5.85 | X 1 NO | | = | 11.82 | SQ.MT. |
| ST3 | 1.68 | X | 2.81 | X 1 NO | | = | 4.72 | SQ.MT. |
| ST4 | 3.57 | X | 0.95 | X 1 NO | | = | 3.39 | SQ.MT. |
| | | | | | TOTAL ADDITION | = | 33.87 | SQ.MT. X |

| | | |
|---|---|---|
| TOTAL BUILT UP AREA [X - Y1] | = | 216.60 SQ.MT. X1 |

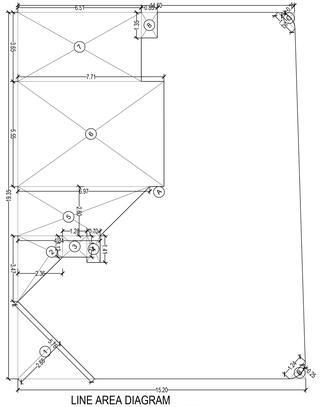

LINE AREA DIAGRAM
GROUND FLOOR (COMMERCIAL)
SCALE:- 1:100 (TOWER - 1 )

BUILT UP AREA CALCULATION

| 3rd FLOOR | | | | | | | | |
|---|---|---|---|---|---|---|---|---|
| 1 | 20.20 | X | 21.95 | X | 1 NO | = | 443.39 | SQ.MT. |
| | | | | | TOTAL ADDITION | = | 443.39 | SQ.MT. X |

DEDUCTIONS

| | | | | | | | | |
|---|---|---|---|---|---|---|---|---|
| 1 | 2.15 | X | 3.65 | X | 1 NO | = | 7.85 | SQ.MT. |
| 2 | 2.55 | X | 2.15 | X | 1 NO | = | 5.48 | SQ.MT. |
| 3 | 5.05 | X | 3.95 | X | 1 NO | = | 19.95 | SQ.MT. |
| 4 | 1.90 | X | 2.15 | X | 1 NO | = | 4.09 | SQ.MT. |
| 5 | 3.80 | X | 1.40 | X | 1 NO | = | 5.32 | SQ.MT. |
| 6 | 3.35 | X | 0.80 | X | 1 NO | = | 2.68 | SQ.MT. |
| 7 | 3.75 | X | 2.45 | X | 1 NO | = | 9.19 | SQ.MT. |
| 8 | 1.45 | X | 1.35 | X | 1 NO | = | 1.96 | SQ.MT. |
| 9 | 4.40 | X | 3.01 | X | 1 NO | = | 13.24 | SQ.MT. |
| 10 | 6.02 | X | 2.85 | X | 1 NO | = | 17.16 | SQ.MT. |
| 11 | 9.40 | X | 5.15 | X | 1 NO | = | 48.41 | SQ.MT. |
| 12 | 1.55 | X | 7.85 | X | 1 NO | = | 12.17 | SQ.MT. |
| 13 | 1.35 | X | 1.33 | X | 1 NO | = | 1.80 | SQ.MT. |
| 14 | ( 1.33 + 2.30 ) / 2 | X | 0.90 | X | 1 NO | = | 1.63 | SQ.MT. |
| 15 | 3.65 | X | 2.30 | X | 1 NO | = | 8.40 | SQ.MT. |
| 16 | 3.65 | X | 2.60 | X | 1 NO | = | 9.49 | SQ.MT. |
| 17 | 2.00 | X | 1.35 | X | 1 NO | = | 2.70 | SQ.MT. |
| 18 | 0.60 | X | 3.20 | X | 1 NO | = | 1.92 | SQ.MT. |
| 19 | 2.27 | X | 1.47 | X | 1 NO | = | 3.34 | SQ.MT. |
| | | | | | TOTAL DEDUCTION | = | 176.78 | SQ.MT. Y1 |
| TOTAL BUILT UP AREA [X - Y1] | | | | | | = | 266.61 | SQ.MT. X1 |

FITNESS CENTER AREA CALCULATION

| DEDUCTION | | | | | | | | |
|---|---|---|---|---|---|---|---|---|
| FC1 | 2.58 | X | 0.75 | X | 1 NO | = | 1.94 | SQ.MT. |
| FC2 | 2.43 | X | 3.05 | X | 1 NO | = | 7.41 | SQ.MT. |
| FC3 | 2.27 | X | 4.25 | X | 1 NO | = | 9.65 | SQ.MT. |
| FC4 | 6.05 | X | 7.14 | X | 1 NO | = | 43.20 | SQ.MT. |
| FC5 | 2.30 | X | 1.35 | X | 1 NO | = | 3.11 | SQ.MT. |
| FC6 | 3.35 | X | 3.00 | X | 1 NO | = | 10.05 | SQ.MT. |
| FC7 | 1.05 | X | 1.55 | X | 1 NO | = | 1.63 | SQ.MT. |
| TOTAL STAIRCASE AREA PER FL. | | | | | | = | 76.99 | SQ.MT. Y2 |

STAIRCASE AREA CALCULATION

| TYPICAL FLOOR | | | | | | | | |
|---|---|---|---|---|---|---|---|---|
| ST1 | 1.35 | X | 2.90 | X | 1 NO | = | 3.92 | SQ.MT. |
| ST2 | 2.05 | X | 3.05 | X | 1 NO | = | 6.25 | SQ.MT. |
| ST3 | 5.83 | X | 4.95 | X | 1 NO | = | 28.86 | SQ.MT. |
| ST4 | 3.20 | X | 2.55 | X | 1 NO | = | 8.16 | SQ.MT. |
| ST5 | 3.38 | X | 2.70 | X | 1 NO | = | 9.13 | SQ.MT. |
| ST6 | 2.29 | X | 3.03 | X | 1 NO | = | 6.94 | SQ.MT. |
| ST7 | 0.12 | X | 2.88 | X | 1 NO | = | 0.35 | SQ.MT. |
| ST8 | 0.77 | X | 2.55 | X | 1 NO | = | 1.96 | SQ.MT. |
| TOTAL STAIRCASE AREA PER FL. | | | | | | = | 65.57 | SQ.MT. Y3 |

| | | |
|---|---|---|
| NET BUILT UP AREA [X1 - (Y2+Y3)] | = | 124.05 SQ.MT. |

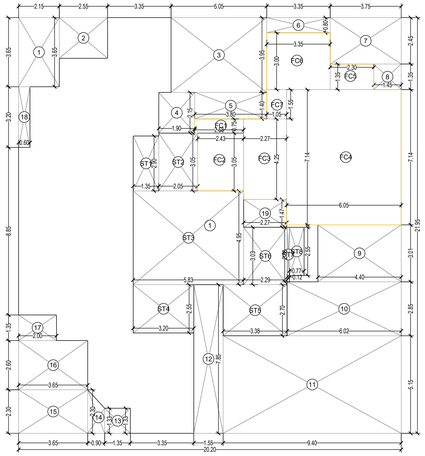

LINE AREA DIAGRAM
3rd FLOOR
SCALE:- 1:100 (TOWER - 1 )

Issue on 23.01.2023

UDAY MANOHARRAO MAHAJAN
EXECUTIVE ENGINEER
BUILDING PROPOSAL (K)

MUKESH BHASKAR GODSE
Sub Engg.(H/WS)

SHAIKH ASIF MUSA
Asst. Engg.(K/E)

Pawar Ameet Ganpatrao
AMEET PAWAR CA/2004/34543
ARCHITECTS

SACHIN HARISHCHANDRA GUNJAL
Digitally signed by SACHIN HARISHCHANDRA GUNJAL
Date: 2023.01.19 10:23:29 +05'30'
OWNER/DEVELOPER

Shevade Shrikrishna Purushotam
PMC

# PROFORMA 'B'

CONTENTS OF SHEET

TYPICAL FLOOR LINE AREA DIAGRAMS

DESCRIPTION OF PROPOSAL

PROPOSED REDEVELOPMENT ON LAND BEARING ON CTS NO. 460/A & 460/B OF VILLAGE MAROL, ANDHERI (EAST), IN K/E WARD.

NAME OF OWNER

M/s. Atharv Infra LLP. C.A. to Owner Chandrashekhar C.H.S. Ltd.

NAME, ADDRESS & SIGNATURE OF ARCHITECT

aakar ARCHITECTURAL CONSULTANT
GROUND FLOOR, SATYANARAYAN PRASAD-COMMERCIAL CENTRE, DAYALDAS ROAD, VILE PARLE (E), MUMBAI- 400 057.
Ph -022-2612 9933/ 44 /55/ 66.
www.aakararchitect.org

| NORTH | DRAWN BY | JOB. NO. | PATH:- |
|---|---|---|---|
| | MONAL | 1102 | Y:\ASHISH\WesternUgoeshwari BMC\Job. No. 1102 - Chandrashekhar CHS - Andheri\02. Bmc. drawing\ 01.B.M.C. PROPOSAL\02. F.s.i. 2006.06.22 |

# P-9910/2021/(460)/K/E/WARD/GUNDAVALI (TOWER - 1) 10/19

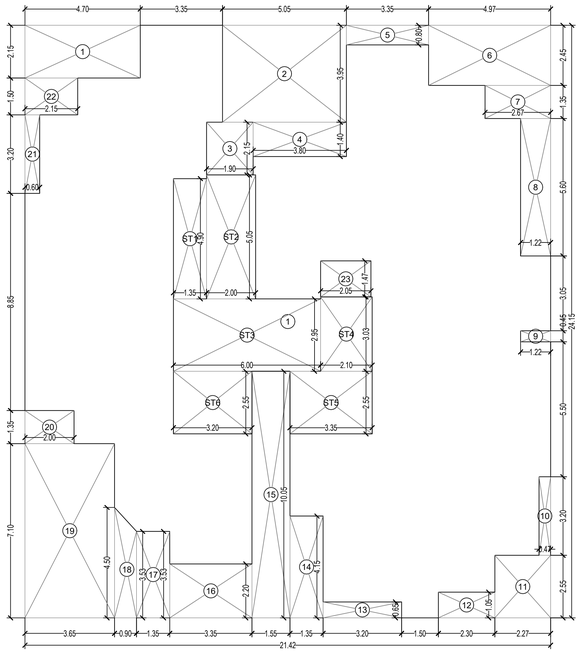

LINE AREA DIAGRAM
5th & 6th,7th FLOOR
SCALE:- 1:100 (TOWER - 1 )

BUILT UP AREA CALCULATION

| 5th & 6th,7th FLOOR | | | | | | | | |
|---|---|---|---|---|---|---|---|---|
| 1 | 21.42 | X | 24.15 | X | 1 NO | = | 517.29 | SQ.MT. |
| | | | | | TOTAL ADDITION | = | 517.29 | SQ.MT. X |

DEDUCTIONS

| | | | | | | | | |
|---|---|---|---|---|---|---|---|---|
| 1 | 4.70 | X | 2.15 | X | 1 NO | = | 10.11 | SQ.MT. |
| 2 | 5.05 | X | 3.95 | X | 1 NO | = | 19.95 | SQ.MT. |
| 3 | 1.90 | X | 2.15 | X | 1 NO | = | 4.09 | SQ.MT. |
| 4 | 3.80 | X | 1.40 | X | 1 NO | = | 5.32 | SQ.MT. |
| 5 | 3.35 | X | 0.80 | X | 1 NO | = | 2.68 | SQ.MT. |
| 6 | 4.98 | X | 2.45 | X | 1 NO | = | 12.20 | SQ.MT. |
| 7 | 2.68 | X | 1.35 | X | 1 NO | = | 3.62 | SQ.MT. |
| 8 | 1.22 | X | 5.60 | X | 1 NO | = | 6.83 | SQ.MT. |
| 9 | 1.23 | X | 0.45 | X | 1 NO | = | 0.55 | SQ.MT. |
| 10 | 0.48 | X | 3.20 | X | 1 NO | = | 1.54 | SQ.MT. |
| 11 | 2.28 | X | 2.55 | X | 1 NO | = | 5.81 | SQ.MT. |
| 12 | 2.30 | X | 1.05 | X | 1 NO | = | 2.42 | SQ.MT. |
| 13 | 3.20 | X | 0.65 | X | 1 NO | = | 2.08 | SQ.MT. |
| 14 | 1.35 | X | 4.15 | X | 1 NO | = | 5.60 | SQ.MT. |
| 15 | 1.55 | X | 10.05 | X | 1 NO | = | 15.58 | SQ.MT. |
| 16 | 3.35 | X | 2.20 | X | 1 NO | = | 7.37 | SQ.MT. |
| 17 | 1.35 | X | 3.53 | X | 1 NO | = | 4.77 | SQ.MT. |
| 18 | ( 3.53 + 4.50 ) / 2 | X | 0.90 | X 1 NO | | = | 3.61 | SQ.MT. |
| 19 | 3.65 | X | 7.10 | X | 1 NO | = | 25.92 | SQ.MT. |
| 20 | 2.00 | X | 1.35 | X | 1 NO | = | 2.70 | SQ.MT. |
| 21 | 0.60 | X | 3.20 | X | 1 NO | = | 1.92 | SQ.MT. |
| 22 | 2.15 | X | 1.50 | X | 1 NO | = | 3.23 | SQ.MT. |
| 23 | 2.05 | X | 1.47 | X | 1 NO | = | 3.01 | SQ.MT. |
| | | | | | TOTAL DEDUCTION | = | 150.91 | SQ.MT. Y1 |
| TOTAL BUILT UP AREA [X - Y1] | | | | | | = | 366.38 | SQ.MT. X1 |

STAIRCASE AREA CALCULATION

| TYPICAL FLOOR | | | | | | | | |
|---|---|---|---|---|---|---|---|---|
| ST1 | 1.35 | X | 4.90 | X | 1 NO | = | 6.62 | SQ.MT. |
| ST2 | 2.00 | X | 5.05 | X | 1 NO | = | 10.10 | SQ.MT. |
| ST3 | 6.00 | X | 2.95 | X | 1 NO | = | 17.70 | SQ.MT. |
| ST4 | 2.10 | X | 3.03 | X | 1 NO | = | 6.36 | SQ.MT. |
| ST5 | 3.35 | X | 2.55 | X | 1 NO | = | 8.54 | SQ.MT. |
| ST6 | 3.20 | X | 2.55 | X | 1 NO | = | 8.16 | SQ.MT. |
| TOTAL STAIRCASE AREA PER FL. (TYPICAL FLOOR) | | | | | | = | 57.48 | SQ.MT. Y2 |

| | | | |
|---|---|---|---|
| NET BUILT UP AREA [X1 - Y2] | = | 308.90 | SQ.MT. |

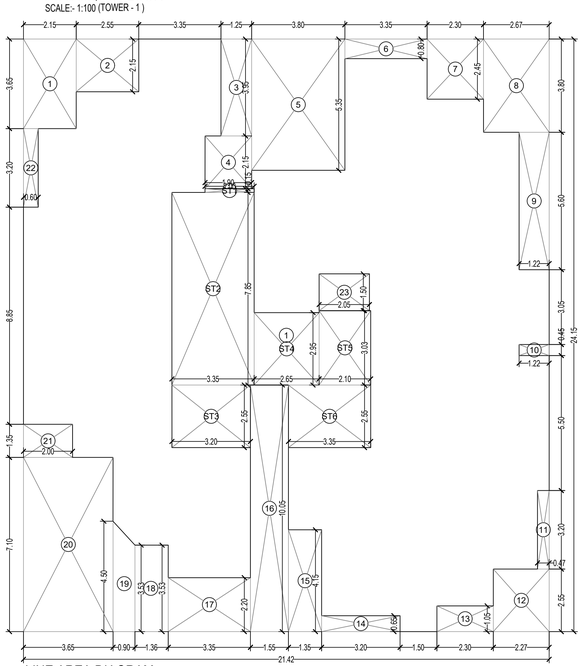

LINE AREA DIAGRAM
9th & 10th FLOOR
SCALE:- 1:100 (TOWER - 1 )

BUILT UP AREA CALCULATION

| 9th & 10th FLOOR | | | | | | | | |
|---|---|---|---|---|---|---|---|---|
| 1 | 21.42 | X | 24.15 | X | 1 NO | = | 517.29 | SQ.MT. |
| | | | | | TOTAL ADDITION | = | 517.29 | SQ.MT. X |

DEDUCTIONS

| | | | | | | | | |
|---|---|---|---|---|---|---|---|---|
| 1 | 2.15 | X | 3.65 | X | 1 NO | = | 7.85 | SQ.MT. |
| 2 | 2.55 | X | 2.15 | X | 1 NO | = | 5.48 | SQ.MT. |
| 3 | 1.25 | X | 3.95 | X | 1 NO | = | 4.94 | SQ.MT. |
| 4 | 1.90 | X | 2.15 | X | 1 NO | = | 4.09 | SQ.MT. |
| 5 | 3.80 | X | 5.35 | X | 1 NO | = | 20.33 | SQ.MT. |
| 6 | 3.35 | X | 0.80 | X | 1 NO | = | 2.68 | SQ.MT. |
| 7 | 2.30 | X | 2.45 | X | 1 NO | = | 5.64 | SQ.MT. |
| 8 | 2.68 | X | 3.80 | X | 1 NO | = | 10.18 | SQ.MT. |
| 9 | 1.23 | X | 5.60 | X | 1 NO | = | 6.89 | SQ.MT. |
| 10 | 1.23 | X | 0.45 | X | 1 NO | = | 0.55 | SQ.MT. |
| 11 | 0.48 | X | 3.20 | X | 1 NO | = | 1.54 | SQ.MT. |
| 12 | 2.28 | X | 2.55 | X | 1 NO | = | 5.81 | SQ.MT. |
| 13 | 2.30 | X | 1.05 | X | 1 NO | = | 2.42 | SQ.MT. |
| 14 | 3.20 | X | 0.65 | X | 1 NO | = | 2.08 | SQ.MT. |
| 15 | 1.35 | X | 4.15 | X | 1 NO | = | 5.60 | SQ.MT. |
| 16 | 1.55 | X | 10.05 | X | 1 NO | = | 15.58 | SQ.MT. |
| 17 | 3.35 | X | 2.20 | X | 1 NO | = | 7.37 | SQ.MT. |
| 18 | 1.36 | X | 3.53 | X | 1 NO | = | 4.80 | SQ.MT. |
| 19 | ( 3.53 + 4.50 ) / 2 | X | 0.90 | X 1 NO | | = | 3.61 | SQ.MT. |
| 20 | 3.65 | X | 7.10 | X | 1 NO | = | 25.92 | SQ.MT. |
| 21 | 2.00 | X | 1.35 | X | 1 NO | = | 2.70 | SQ.MT. |
| 22 | 0.60 | X | 3.20 | X | 1 NO | = | 1.92 | SQ.MT. |
| 23 | 2.05 | X | 1.50 | X | 1 NO | = | 3.08 | SQ.MT. |
| | | | | | TOTAL DEDUCTION | = | 151.06 | SQ.MT. Y1 |
| TOTAL BUILT UP AREA [X - Y1] | | | | | | = | 366.23 | SQ.MT. X1 |

STAIRCASE AREA CALCULATION

| TYPICAL FLOOR | | | | | | | | |
|---|---|---|---|---|---|---|---|---|
| ST1 | 2.00 | X | 0.15 | X | 1 NO | = | 0.30 | SQ.MT. |
| ST2 | 3.35 | X | 7.85 | X | 1 NO | = | 26.30 | SQ.MT. |
| ST3 | 3.20 | X | 2.55 | X | 1 NO | = | 8.16 | SQ.MT. |
| ST4 | 2.65 | X | 2.95 | X | 1 NO | = | 7.82 | SQ.MT. |
| ST5 | 2.10 | X | 3.03 | X | 1 NO | = | 6.36 | SQ.MT. |
| ST6 | 3.35 | X | 2.55 | X | 1 NO | = | 8.54 | SQ.MT. |
| TOTAL STAIRCASE AREA PER FL. (TYPICAL FLOOR) | | | | | | = | 57.48 | SQ.MT. Y2 |

| | | | |
|---|---|---|---|
| NET BUILT UP AREA [X1 - Y2] | = | 308.75 | SQ.MT. |

BUILT UP AREA CALCULATION

| 8th FLOOR | | | | | | | | |
|---|---|---|---|---|---|---|---|---|
| 1 | 21.42 | X | 24.15 | X | 1 NO | = | 517.29 | SQ.MT. |
| 2 | 0.75 | X | 2.39 | X | 1 NO | = | 1.79 | SQ.MT. |
| | | | | | TOTAL ADDITION | = | 519.08 | SQ.MT. X |

DEDUCTIONS

| | | | | | | | | |
|---|---|---|---|---|---|---|---|---|
| 1 | 2.15 | X | 3.65 | X | 1 NO | = | 7.85 | SQ.MT. |
| 2 | 2.55 | X | 2.15 | X | 1 NO | = | 5.48 | SQ.MT. |
| 3 | 1.90 | X | 2.15 | X | 1 NO | = | 4.09 | SQ.MT. |
| 4 | 3.80 | X | 1.40 | X | 1 NO | = | 5.32 | SQ.MT. |
| 5 | 5.05 | X | 3.95 | X | 1 NO | = | 19.95 | SQ.MT. |
| 6 | 3.35 | X | 0.80 | X | 1 NO | = | 2.68 | SQ.MT. |
| 7 | 2.30 | X | 2.45 | X | 1 NO | = | 5.64 | SQ.MT. |
| 8 | 2.68 | X | 3.80 | X | 1 NO | = | 10.18 | SQ.MT. |
| 9 | 1.22 | X | 5.60 | X | 1 NO | = | 6.83 | SQ.MT. |
| 10 | 1.23 | X | 0.45 | X | 1 NO | = | 0.55 | SQ.MT. |
| 11 | 0.48 | X | 3.20 | X | 1 NO | = | 1.54 | SQ.MT. |
| 12 | 2.28 | X | 2.55 | X | 1 NO | = | 5.81 | SQ.MT. |
| 13 | 2.30 | X | 1.05 | X | 1 NO | = | 2.42 | SQ.MT. |
| 14 | 3.20 | X | 0.65 | X | 1 NO | = | 2.08 | SQ.MT. |
| 15 | 1.35 | X | 4.15 | X | 1 NO | = | 5.60 | SQ.MT. |
| 16 | 1.55 | X | 10.05 | X | 1 NO | = | 15.58 | SQ.MT. |
| 17 | 3.35 | X | 2.20 | X | 1 NO | = | 7.37 | SQ.MT. |
| 18 | 1.36 | X | 3.53 | X | 1 NO | = | 4.80 | SQ.MT. |
| 19 | ( 3.53 + 4.50 ) / 2 | X | 0.90 | X 1 NO | | = | 3.61 | SQ.MT. |
| 20 | 3.65 | X | 7.10 | X | 1 NO | = | 25.92 | SQ.MT. |
| 21 | 2.00 | X | 1.35 | X | 1 NO | = | 2.70 | SQ.MT. |
| 22 | 0.60 | X | 3.20 | X | 1 NO | = | 1.92 | SQ.MT. |
| 23 | 2.05 | X | 1.50 | X | 1 NO | = | 3.08 | SQ.MT. |
| | | | | | TOTAL DEDUCTION | = | 151.00 | SQ.MT. Y1 |
| TOTAL BUILT UP AREA [X - (Y1+Y2)] | | | | | | = | 368.08 | SQ.MT. X1 |

REFUGE AREA CALCULATION

| TYPICAL FLOOR | | | | | | | | |
|---|---|---|---|---|---|---|---|---|
| R1 | 1.45 | X | 3.20 | X | 1 NO | = | 4.64 | SQ.MT. |
| R2 | 2.30 | X | 4.55 | X | 1 NO | = | 10.47 | SQ.MT. |
| R3 | 3.35 | X | 4.55 | X | 1 NO | = | 15.24 | SQ.MT. |
| R4 | 3.65 | X | 1.65 | X | 1 NO | = | 6.02 | SQ.MT. |
| R5 | 3.23 | X | 0.42 | X | 1 NO | = | 1.36 | SQ.MT. |
| R6 | 3.50 | X | 0.75 | X | 1 NO | = | 2.63 | SQ.MT. |
| R7 | 3.40 | X | 3.47 | X | 1 NO | = | 11.80 | SQ.MT. |
| R8 | 2.65 | X | 1.58 | X | 1 NO | = | 4.19 | SQ.MT. |
| R9 | 0.75 | X | 2.39 | X | 1 NO | = | 1.79 | SQ.MT. |
| TOTAL REFUGE AREA | | | | | | = | 58.14 | SQ.MT. Y2 |

STAIRCASE AREA CALCULATION

| TYPICAL FLOOR | | | | | | | | |
|---|---|---|---|---|---|---|---|---|
| ST1 | 1.35 | X | 4.90 | X | 1 NO | = | 6.62 | SQ.MT. |
| ST2 | 2.00 | X | 5.05 | X | 1 NO | = | 10.10 | SQ.MT. |
| ST3 | 6.00 | X | 2.95 | X | 1 NO | = | 17.70 | SQ.MT. |
| ST4 | 3.20 | X | 2.55 | X | 1 NO | = | 8.16 | SQ.MT. |
| ST5 | 3.35 | X | 2.55 | X | 1 NO | = | 8.54 | SQ.MT. |
| ST6 | 2.10 | X | 3.03 | X | 1 NO | = | 6.36 | SQ.MT. |
| TOTAL STAIRCASE AREA PER FL. (TYPICAL FLOOR) | | | | | | = | 57.48 | SQ.MT. Y3 |

| | | | |
|---|---|---|---|
| NET BUILT UP AREA [X1 - Y3] | = | 252.46 | SQ.MT. |

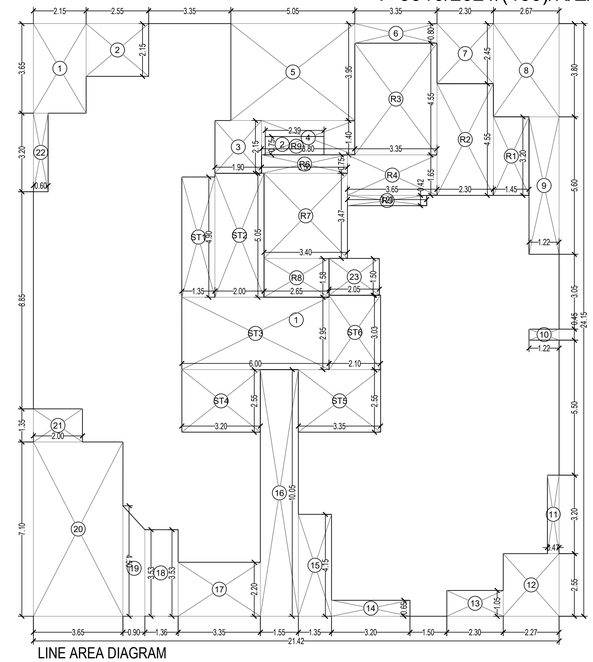

LINE AREA DIAGRAM
8th FLOOR
SCALE:- 1:100 (TOWER - 1 )

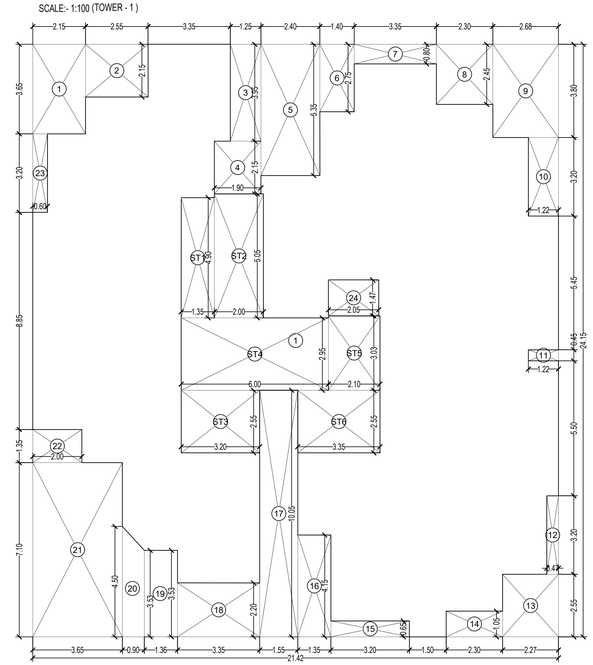

LINE AREA DIAGRAM
11th FLOOR
SCALE:- 1:100 (TOWER - 1 )

Issue on 23.01.2023

UDAY MANOHARRAO MAHAJAN
EXECUTIVE ENGINEER
BUILDING PROPOSAL (K)

MUKESH BHASKAR GODSE
Sub Engg.(H/WS)

SHAIKH ASIF MUSA
Asst. Engg.(K(E)

Pawar Ameet Ganpatrao
ARCHITECT/LS
AMEET PAWAR CA/2004/34543

SACHIN HARISHCHANDRA GUNJAL
Digitally signed by SACHIN HARISHCHANDRA GUNJAL
Date: 2023.01.19 10:24:02 +05'30'
OWNER/DEVELOPER

Shevade Shrikrishna Purushottam
PMC

## PROFORMA 'B'

CONTENTS OF SHEET

TYPICAL FLOOR LINE AREA DIAGRAMS

DESCRIPTION OF PROPOSAL

PROPOSED REDEVELOPMENT ON LAND BEARING ON CTS NO. 460/A & 460/B OF VILLAGE MAROL, ANDHERI (EAST), IN K/E WARD.

NAME OF OWNER

M/s. Atharv Infra LLP. C.A. to Owner Chandrashekhar C.H.S. Ltd.

NAME, ADDRESS & SIGNATURE OF ARCHITECT

aakar ARCHITECTS&DESIGNERS
GROUND FLOOR, SATYANARAYAN PRASAD-COMMERCIAL CENTRE, DAYALDAS ROAD, VILE PARLE (E), MUMBAI- 400 057.
Ph:-022-2612 9933/ 44/ 55/ 66.
www.aakararchitect.org

| NORTH | DRAWN BY | JOB. NO. | PATH:- |
|---|---|---|---|
| | MONAL | 1102 | Y:\ASHISH\Western\Jogeshwari BMC\Job. No. 1102 - Chandrashekhar CHS - Andheri\02. Bmc. drowing\01.B.M.C. PROPOSAL\02. F.s.i. 2\06.06.22 |

BUILT UP AREA CALCULATION

| 11th FLOOR | | | | | | | | |
|---|---|---|---|---|---|---|---|---|
| 1 | 21.42 | X | 24.15 | X | 1 NO | = | 517.29 | SQ.MT. |
| | | | | | TOTAL ADDITION | = | 517.29 | SQ.MT. X |

DEDUCTIONS

| | | | | | | | | |
|---|---|---|---|---|---|---|---|---|
| 1 | 2.15 | X | 3.65 | X | 1 NO | = | 7.85 | SQ.MT. |
| 2 | 2.55 | X | 2.15 | X | 1 NO | = | 5.48 | SQ.MT. |
| 3 | 1.25 | X | 3.95 | X | 1 NO | = | 4.94 | SQ.MT. |
| 4 | 1.90 | X | 2.15 | X | 1 NO | = | 4.09 | SQ.MT. |
| 5 | 2.40 | X | 5.35 | X | 1 NO | = | 12.84 | SQ.MT. |
| 6 | 1.40 | X | 2.75 | X | 1 NO | = | 3.85 | SQ.MT. |
| 7 | 3.35 | X | 0.80 | X | 1 NO | = | 2.68 | SQ.MT. |
| 8 | 2.30 | X | 2.45 | X | 1 NO | = | 5.64 | SQ.MT. |
| 9 | 2.68 | X | 3.80 | X | 1 NO | = | 10.18 | SQ.MT. |
| 10 | 1.23 | X | 3.20 | X | 1 NO | = | 3.94 | SQ.MT. |
| 11 | 1.23 | X | 0.45 | X | 1 NO | = | 0.55 | SQ.MT. |
| 12 | 0.48 | X | 3.20 | X | 1 NO | = | 1.54 | SQ.MT. |
| 13 | 2.28 | X | 2.55 | X | 1 NO | = | 5.81 | SQ.MT. |
| 14 | 2.30 | X | 1.05 | X | 1 NO | = | 2.42 | SQ.MT. |
| 15 | 3.20 | X | 0.65 | X | 1 NO | = | 2.08 | SQ.MT. |
| 16 | 1.35 | X | 4.15 | X | 1 NO | = | 5.60 | SQ.MT. |
| 17 | 1.55 | X | 10.05 | X | 1 NO | = | 15.58 | SQ.MT. |
| 18 | 3.35 | X | 2.20 | X | 1 NO | = | 7.37 | SQ.MT. |
| 19 | 1.36 | X | 3.53 | X | 1 NO | = | 4.80 | SQ.MT. |
| 20 | ( 3.53 + 4.50 ) / 2 | X | 0.90 | X 1 NO | | = | 3.61 | SQ.MT. |
| 21 | 3.65 | X | 7.10 | X | 1 NO | = | 25.92 | SQ.MT. |
| 22 | 2.00 | X | 1.35 | X | 1 NO | = | 2.70 | SQ.MT. |
| 23 | 0.60 | X | 3.20 | X | 1 NO | = | 1.92 | SQ.MT. |
| 24 | 2.05 | X | 1.47 | X | 1 NO | = | 3.01 | SQ.MT. |
| | | | | | TOTAL DEDUCTION | = | 144.40 | SQ.MT. Y1 |
| TOTAL BUILT UP AREA [X - Y1] | | | | | | = | 372.89 | SQ.MT. X1 |

STAIRCASE AREA CALCULATION

| TYPICAL FLOOR | | | | | | | | |
|---|---|---|---|---|---|---|---|---|
| ST1 | 1.35 | X | 4.90 | X | 1 NO | = | 6.62 | SQ.MT. |
| ST2 | 2.00 | X | 5.05 | X | 1 NO | = | 10.10 | SQ.MT. |
| ST3 | 3.20 | X | 2.55 | X | 1 NO | = | 8.16 | SQ.MT. |
| ST4 | 6.00 | X | 2.95 | X | 1 NO | = | 17.70 | SQ.MT. |
| ST5 | 2.10 | X | 3.03 | X | 1 NO | = | 6.36 | SQ.MT. |
| ST6 | 3.35 | X | 2.55 | X | 1 NO | = | 8.54 | SQ.MT. |
| TOTAL STAIRCASE AREA PER FL. (TYPICAL FLOOR) | | | | | | = | 57.48 | SQ.MT. Y2 |

| | | | |
|---|---|---|---|
| NET BUILT UP AREA [X1 - Y2] | = | 315.41 | SQ.MT. |

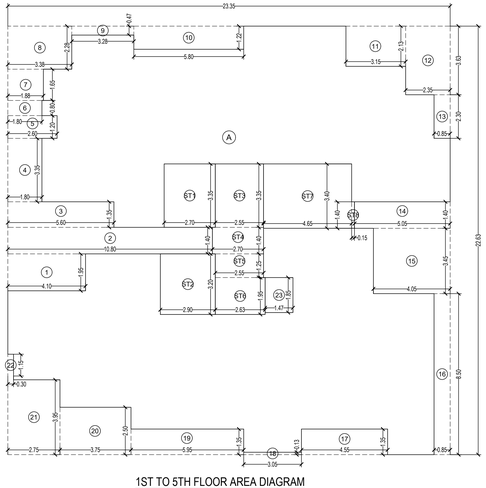

1ST TO 5TH FLOOR AREA DIAGRAM
(TOWER - 2 )
SCALE:- 1:100

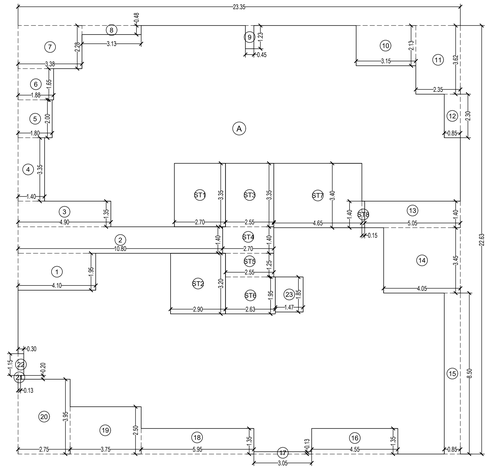

6TH FLOOR AREA DIAGRAM
(TOWER - 2 )
SCALE:- 1:100

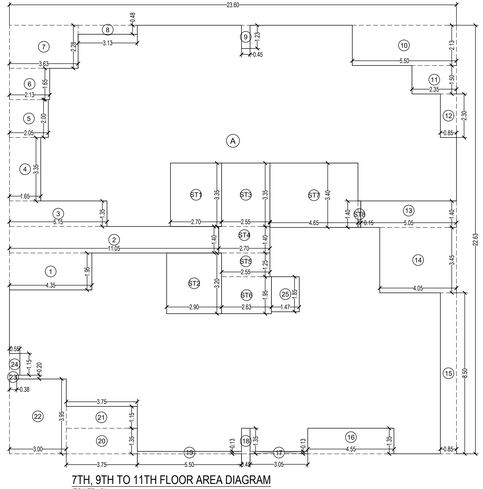

7TH, 9TH TO 11TH FLOOR AREA DIAGRAM
(TOWER - 2 )
SCALE:- 1:100

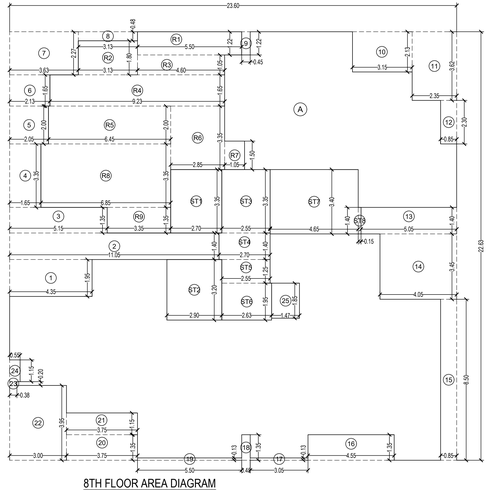

8TH FLOOR AREA DIAGRAM
(TOWER - 2 )
SCALE:- 1:100

Issue on 23.01.2023

UDAY MANOHARRAO MAHAJAN
EXECUTIVE ENGINEER
BUILDING PROPOSAL (K)

MUKESH BHASKAR GODSE
Sub Engg.(H/WS)

SHAIKH ASIF MUSA
Asst. Engg.(K/E)

Pawar Ameet Ganpatrao
ARCHITECT/LS
AMEET PAWAR CA/2004/34543

SACHIN HARISHCHANDRA GUNJAL
Digitally signed by SACHIN HARISHCHANDRA GUNJAL
Date: 2023.01.19 10:24:37 +05'30'
OWNER/DEVELOPER

Shevade Shrikrishna Purushottam
PMC

## PROFORMA 'B'

CONTENTS OF SHEET

TYPICAL FLOOR LINE AREA DIAGRAMS

DESCRIPTION OF PROPOSAL

PROPOSED REDEVELOPMENT ON LAND BEARING ON CTS NO. 460/A & 460/B OF VILLAGE MAROL, ANDHERI (EAST), IN K/E WARD.

NAME OF OWNER

M/s. Atharv Infra LLP. C.A. to Owner Chandrashekhar C.H.S. Ltd.

NAME, ADDRESS & SIGNATURE OF ARCHITECT

aakar ARCHITECTS & ASSOCIATES
GROUND FLOOR, SATYANARAYAN PRASAD-COMMERCIAL CENTRE, DAYALDAS ROAD, VILE PARLE (E), MUMBAI- 400 057.
Ph:-022-2612 9933/ 44/ 55/ 66.
www.aakararchitect.org

| NORTH | DRAWN BY | JOB. NO. | PATH:- |
|---|---|---|---|
| | MONAL | 1102 | Y:\ASHISH\Western\Jogeshwari BMC\Job. No. 1102 - Chandrashekhar CHS - Andheri\02. Bmc. drawing\ 01.B.M.C. PROPOSAL\02. F.s.i. 206.06.22 |

BUILT UP AREA CALCULATION

1ST TO 5TH FLOOR (TOWER - 2 )

| | | | | | | | | | |
|---|---|---|---|---|---|---|---|---|---|
| A | 23.35 | X | 22.63 | X | 1 NO | = | 528.41 | SQ.MT. | |
| | | | | | TOTAL ADDITION | = | 528.41 | SQ.MT. | X |

DEDUCTIONS

| | | | | | | | | | |
|---|---|---|---|---|---|---|---|---|---|
| 1 | 4.10 | X | 1.95 | X | 1 NO | = | 7.99 | SQ.MT. | |
| 2 | 10.80 | X | 1.40 | X | 1 NO | = | 15.12 | SQ.MT. | |
| 3 | 5.60 | X | 1.35 | X | 1 NO | = | 7.56 | SQ.MT. | |
| 4 | 1.80 | X | 3.35 | X | 1 NO | = | 6.03 | SQ.MT. | |
| 5 | 2.60 | X | 1.20 | X | 1 NO | = | 3.12 | SQ.MT. | |
| 6 | 1.80 | X | 0.80 | X | 1 NO | = | 1.44 | SQ.MT. | |
| 7 | 1.88 | X | 1.65 | X | 1 NO | = | 3.10 | SQ.MT. | |
| 8 | 3.38 | X | 2.27 | X | 1 NO | = | 7.67 | SQ.MT. | |
| 9 | 3.27 | X | 0.47 | X | 1 NO | = | 1.54 | SQ.MT. | |
| 10 | 5.80 | X | 1.23 | X | 1 NO | = | 7.13 | SQ.MT. | |
| 11 | 3.15 | X | 2.13 | X | 1 NO | = | 6.71 | SQ.MT. | |
| 12 | 2.35 | X | 3.63 | X | 1 NO | = | 8.53 | SQ.MT. | |
| 13 | 0.85 | X | 2.30 | X | 1 NO | = | 1.95 | SQ.MT. | |
| 14 | 5.05 | X | 1.40 | X | 1 NO | = | 7.07 | SQ.MT. | |
| 15 | 4.05 | X | 3.45 | X | 1 NO | = | 13.97 | SQ.MT. | |
| 16 | 0.85 | X | 8.50 | X | 1 NO | = | 7.22 | SQ.MT. | |
| 17 | 4.55 | X | 1.35 | X | 1 NO | = | 6.14 | SQ.MT. | |
| 18 | 3.05 | X | 0.13 | X | 1 NO | = | 0.40 | SQ.MT. | |
| 19 | 5.95 | X | 1.35 | X | 1 NO | = | 8.03 | SQ.MT. | |
| 20 | 3.75 | X | 2.50 | X | 1 NO | = | 9.38 | SQ.MT. | |
| 21 | 2.75 | X | 3.95 | X | 1 NO | = | 10.86 | SQ.MT. | |
| 22 | 0.30 | X | 1.15 | X | 1 NO | = | 0.34 | SQ.MT. | |
| 23 | 1.47 | X | 1.85 | X | 1 NO | = | 2.72 | SQ.MT. | |
| | | | | | TOTAL DEDUCTION | = | 144.02 | SQ.MT. | Y1 |
| TOTAL BUILT UP AREA [X - Y1] | | | | | | = | 384.39 | SQ.MT. | X1 |

STAIRCASE AREA CALCULATION

1ST TO 5TH FLOOR (TOWER - 2 )

| | | | | | | | | | |
|---|---|---|---|---|---|---|---|---|---|
| ST1 | 2.70 | X | 3.35 | X | 1 NO | = | 9.05 | SQ.MT. | |
| ST2 | 2.90 | X | 3.20 | X | 1 NO | = | 9.28 | SQ.MT. | |
| ST3 | 2.55 | X | 3.35 | X | 1 NO | = | 8.54 | SQ.MT. | |
| ST4 | 2.70 | X | 1.40 | X | 1 NO | = | 3.78 | SQ.MT. | |
| ST5 | 2.55 | X | 1.25 | X | 1 NO | = | 3.19 | SQ.MT. | |
| ST6 | 2.63 | X | 1.95 | X | 1 NO | = | 5.13 | SQ.MT. | |
| ST7 | 4.65 | X | 3.40 | X | 1 NO | = | 15.81 | SQ.MT. | |
| ST8 | 0.15 | X | 1.40 | X | 1 NO | = | 0.21 | SQ.MT. | |
| TOTAL STAIRCASE AREA PER FL. (TYPICAL FLOOR) | | | | | | = | 54.99 | SQ.MT. | Y2 |

| | | |
|---|---|---|
| NET BUILT UP AREA [X1 - Y2] | = | 329.40 SQ.MT. |

BUILT UP AREA CALCULATION

6TH FLOOR (TOWER - 2 )

| | | | | | | | | | |
|---|---|---|---|---|---|---|---|---|---|
| A | 23.35 | X | 22.63 | X | 1 NO | = | 528.41 | SQ.MT. | |
| | | | | | TOTAL ADDITION | = | 528.41 | SQ.MT. | X |

DEDUCTIONS

| | | | | | | | | | |
|---|---|---|---|---|---|---|---|---|---|
| 1 | 4.10 | X | 1.95 | X | 1 NO | = | 7.99 | SQ.MT. | |
| 2 | 10.80 | X | 1.40 | X | 1 NO | = | 15.12 | SQ.MT. | |
| 3 | 4.90 | X | 1.35 | X | 1 NO | = | 6.62 | SQ.MT. | |
| 4 | 1.40 | X | 3.35 | X | 1 NO | = | 4.69 | SQ.MT. | |
| 5 | 1.80 | X | 2.00 | X | 1 NO | = | 3.60 | SQ.MT. | |
| 6 | 1.88 | X | 1.65 | X | 1 NO | = | 3.10 | SQ.MT. | |
| 7 | 3.38 | X | 2.27 | X | 1 NO | = | 7.67 | SQ.MT. | |
| 8 | 3.13 | X | 0.47 | X | 1 NO | = | 1.47 | SQ.MT. | |
| 9 | 0.45 | X | 1.23 | X | 1 NO | = | 0.55 | SQ.MT. | |
| 10 | 3.15 | X | 2.13 | X | 1 NO | = | 6.71 | SQ.MT. | |
| 11 | 2.35 | X | 3.63 | X | 1 NO | = | 8.53 | SQ.MT. | |
| 12 | 0.85 | X | 2.30 | X | 1 NO | = | 1.95 | SQ.MT. | |
| 13 | 5.05 | X | 1.40 | X | 1 NO | = | 7.07 | SQ.MT. | |
| 14 | 4.05 | X | 3.45 | X | 1 NO | = | 13.97 | SQ.MT. | |
| 15 | 0.85 | X | 8.50 | X | 1 NO | = | 7.22 | SQ.MT. | |
| 16 | 4.55 | X | 1.35 | X | 1 NO | = | 6.14 | SQ.MT. | |
| 17 | 3.05 | X | 0.13 | X | 1 NO | = | 0.40 | SQ.MT. | |
| 18 | 5.95 | X | 1.35 | X | 1 NO | = | 8.03 | SQ.MT. | |
| 19 | 3.75 | X | 2.50 | X | 1 NO | = | 9.38 | SQ.MT. | |
| 20 | 2.75 | X | 3.95 | X | 1 NO | = | 10.86 | SQ.MT. | |
| 21 | 0.13 | X | 0.20 | X | 1 NO | = | 0.03 | SQ.MT. | |
| 22 | 0.30 | X | 1.15 | X | 1 NO | = | 0.34 | SQ.MT. | |
| 23 | 1.47 | X | 1.85 | X | 1 NO | = | 2.72 | SQ.MT. | |
| | | | | | TOTAL DEDUCTION | = | 134.16 | SQ.MT. | Y1 |
| TOTAL BUILT UP AREA [X - Y1] | | | | | | = | 394.25 | SQ.MT. | X1 |

STAIRCASE AREA CALCULATION

6TH FLOOR (TOWER - 2 )

| | | | | | | | | | |
|---|---|---|---|---|---|---|---|---|---|
| ST1 | 2.70 | X | 3.35 | X | 1 NO | = | 9.05 | SQ.MT. | |
| ST2 | 2.90 | X | 3.20 | X | 1 NO | = | 9.28 | SQ.MT. | |
| ST3 | 2.55 | X | 3.35 | X | 1 NO | = | 8.54 | SQ.MT. | |
| ST4 | 2.70 | X | 1.40 | X | 1 NO | = | 3.78 | SQ.MT. | |
| ST5 | 2.55 | X | 1.25 | X | 1 NO | = | 3.19 | SQ.MT. | |
| ST6 | 2.63 | X | 1.95 | X | 1 NO | = | 5.13 | SQ.MT. | |
| ST7 | 4.65 | X | 3.40 | X | 1 NO | = | 15.81 | SQ.MT. | |
| ST8 | 0.15 | X | 1.40 | X | 1 NO | = | 0.21 | SQ.MT. | |
| TOTAL STAIRCASE AREA PER FL. (TYPICAL FLOOR) | | | | | | = | 54.99 | SQ.MT. | Y2 |

| | | |
|---|---|---|
| NET BUILT UP AREA [X1 - Y2] | = | 339.26 SQ.MT. |

BUILT UP AREA CALCULATION

7TH, 9TH TO 11TH FLOOR (TOWER - 2 )

| | | | | | | | | | |
|---|---|---|---|---|---|---|---|---|---|
| A | 23.60 | X | 22.63 | X | 1 NO | = | 534.07 | SQ.MT. | |
| | | | | | TOTAL ADDITION | = | 534.07 | SQ.MT. | X |

DEDUCTIONS

| | | | | | | | | | |
|---|---|---|---|---|---|---|---|---|---|
| 1 | 4.35 | X | 1.95 | X | 1 NO | = | 8.48 | SQ.MT. | |
| 2 | 11.05 | X | 1.40 | X | 1 NO | = | 15.47 | SQ.MT. | |
| 3 | 5.15 | X | 1.35 | X | 1 NO | = | 6.95 | SQ.MT. | |
| 4 | 1.65 | X | 3.35 | X | 1 NO | = | 5.53 | SQ.MT. | |
| 5 | 2.05 | X | 2.00 | X | 1 NO | = | 4.10 | SQ.MT. | |
| 6 | 2.13 | X | 1.65 | X | 1 NO | = | 3.51 | SQ.MT. | |
| 7 | 3.63 | X | 2.27 | X | 1 NO | = | 8.24 | SQ.MT. | |
| 8 | 3.13 | X | 0.47 | X | 1 NO | = | 1.47 | SQ.MT. | |
| 9 | 0.45 | X | 1.23 | X | 1 NO | = | 0.55 | SQ.MT. | |
| 10 | 5.50 | X | 2.13 | X | 1 NO | = | 11.72 | SQ.MT. | |
| 11 | 2.35 | X | 1.50 | X | 1 NO | = | 3.53 | SQ.MT. | |
| 12 | 0.85 | X | 2.30 | X | 1 NO | = | 1.95 | SQ.MT. | |
| 13 | 5.05 | X | 1.40 | X | 1 NO | = | 7.07 | SQ.MT. | |
| 14 | 4.05 | X | 3.45 | X | 1 NO | = | 13.97 | SQ.MT. | |
| 15 | 0.85 | X | 8.50 | X | 1 NO | = | 7.22 | SQ.MT. | |
| 16 | 4.55 | X | 1.35 | X | 1 NO | = | 6.14 | SQ.MT. | |
| 17 | 3.05 | X | 0.13 | X | 1 NO | = | 0.40 | SQ.MT. | |
| 18 | 0.45 | X | 1.35 | X | 1 NO | = | 0.61 | SQ.MT. | |
| 19 | 5.50 | X | 0.13 | X | 1 NO | = | 0.72 | SQ.MT. | |
| 20 | 3.75 | X | 1.35 | X | 1 NO | = | 5.06 | SQ.MT. | |
| 21 | 3.75 | X | 1.15 | X | 1 NO | = | 4.31 | SQ.MT. | |
| 22 | 3.00 | X | 3.95 | X | 1 NO | = | 11.85 | SQ.MT. | |
| 23 | 0.38 | X | 0.20 | X | 1 NO | = | 0.08 | SQ.MT. | |
| 24 | 0.55 | X | 1.15 | X | 1 NO | = | 0.63 | SQ.MT. | |
| 25 | 1.47 | X | 1.85 | X | 1 NO | = | 2.72 | SQ.MT. | |
| | | | | | TOTAL DEDUCTION | = | 132.27 | SQ.MT. | Y1 |
| TOTAL BUILT UP AREA [X - Y1] | | | | | | = | 401.80 | SQ.MT. | X1 |

STAIRCASE AREA CALCULATION

7TH, 9TH TO 11TH FLOOR (TOWER - 2 )

| | | | | | | | | | |
|---|---|---|---|---|---|---|---|---|---|
| ST1 | 2.70 | X | 3.35 | X | 1 NO | = | 9.05 | SQ.MT. | |
| ST2 | 2.90 | X | 3.20 | X | 1 NO | = | 9.28 | SQ.MT. | |
| ST3 | 2.55 | X | 3.35 | X | 1 NO | = | 8.54 | SQ.MT. | |
| ST4 | 2.70 | X | 1.40 | X | 1 NO | = | 3.78 | SQ.MT. | |
| ST5 | 2.55 | X | 1.25 | X | 1 NO | = | 3.19 | SQ.MT. | |
| ST6 | 2.63 | X | 1.95 | X | 1 NO | = | 5.13 | SQ.MT. | |
| ST7 | 4.65 | X | 3.40 | X | 1 NO | = | 15.81 | SQ.MT. | |
| ST8 | 0.15 | X | 1.40 | X | 1 NO | = | 0.21 | SQ.MT. | |
| TOTAL STAIRCASE AREA PER FL. (TYPICAL FLOOR) | | | | | | = | 54.99 | SQ.MT. | Y2 |

| | | |
|---|---|---|
| NET BUILT UP AREA [X1 - Y2] | = | 346.80 SQ.MT. |

BUILT UP AREA CALCULATION

8TH FLOOR (TOWER - 2 )

| | | | | | | | | | |
|---|---|---|---|---|---|---|---|---|---|
| A | 23.60 | X | 22.63 | X | 1 NO | = | 534.07 | SQ.MT. | |
| | | | | | TOTAL ADDITION | = | 534.07 | SQ.MT. | X |

DEDUCTIONS

| | | | | | | | | | |
|---|---|---|---|---|---|---|---|---|---|
| 1 | 4.35 | X | 1.95 | X | 1 NO | = | 8.48 | SQ.MT. | |
| 2 | 11.05 | X | 1.40 | X | 1 NO | = | 15.47 | SQ.MT. | |
| 3 | 5.15 | X | 1.35 | X | 1 NO | = | 6.95 | SQ.MT. | |
| 4 | 1.65 | X | 3.35 | X | 1 NO | = | 5.53 | SQ.MT. | |
| 5 | 2.05 | X | 2.00 | X | 1 NO | = | 4.10 | SQ.MT. | |
| 6 | 2.13 | X | 1.65 | X | 1 NO | = | 3.51 | SQ.MT. | |
| 7 | 3.63 | X | 2.27 | X | 1 NO | = | 8.24 | SQ.MT. | |
| 8 | 3.13 | X | 0.47 | X | 1 NO | = | 1.47 | SQ.MT. | |
| 9 | 0.45 | X | 1.23 | X | 1 NO | = | 0.55 | SQ.MT. | |
| 10 | 3.15 | X | 2.13 | X | 1 NO | = | 6.71 | SQ.MT. | |
| 11 | 2.35 | X | 3.63 | X | 1 NO | = | 8.53 | SQ.MT. | |
| 12 | 0.85 | X | 2.30 | X | 1 NO | = | 1.95 | SQ.MT. | |
| 13 | 5.05 | X | 1.40 | X | 1 NO | = | 7.07 | SQ.MT. | |
| 14 | 4.05 | X | 3.45 | X | 1 NO | = | 13.97 | SQ.MT. | |
| 15 | 0.85 | X | 8.50 | X | 1 NO | = | 7.22 | SQ.MT. | |
| 16 | 4.55 | X | 1.35 | X | 1 NO | = | 6.14 | SQ.MT. | |
| 17 | 3.05 | X | 0.13 | X | 1 NO | = | 0.40 | SQ.MT. | |
| 18 | 0.45 | X | 1.35 | X | 1 NO | = | 0.61 | SQ.MT. | |
| 19 | 5.50 | X | 0.13 | X | 1 NO | = | 0.72 | SQ.MT. | |
| 20 | 3.75 | X | 1.35 | X | 1 NO | = | 5.06 | SQ.MT. | |
| 21 | 3.75 | X | 1.15 | X | 1 NO | = | 4.31 | SQ.MT. | |
| 22 | 3.00 | X | 3.95 | X | 1 NO | = | 11.85 | SQ.MT. | |
| 23 | 0.38 | X | 0.20 | X | 1 NO | = | 0.08 | SQ.MT. | |
| 24 | 0.55 | X | 1.15 | X | 1 NO | = | 0.63 | SQ.MT. | |
| 25 | 1.47 | X | 1.85 | X | 1 NO | = | 2.72 | SQ.MT. | |
| | | | | | TOTAL DEDUCTION | = | 132.27 | SQ.MT. | Y1 |
| TOTAL BUILT UP AREA [X1-Y1] | | | | | | = | 401.80 | SQ.MT. | Y2 |

REFUGE AREA CALCULATION

8TH FLOOR (TOWER - 2 )

| | | | | | | | | | |
|---|---|---|---|---|---|---|---|---|---|
| R1 | 5.50 | X | 1.23 | X | 1 NO | = | 6.76 | SQ.MT. | |
| R2 | 3.13 | X | 1.80 | X | 1 NO | = | 5.63 | SQ.MT. | |
| R3 | 4.60 | X | 1.05 | X | 1 NO | = | 4.83 | SQ.MT. | |
| R4 | 9.22 | X | 1.65 | X | 1 NO | = | 15.21 | SQ.MT. | |
| R5 | 6.45 | X | 2.00 | X | 1 NO | = | 12.90 | SQ.MT. | |
| R6 | 2.85 | X | 3.35 | X | 1 NO | = | 9.55 | SQ.MT. | |
| R7 | 1.05 | X | 1.50 | X | 1 NO | = | 1.58 | SQ.MT. | |
| R8 | 6.85 | X | 3.35 | X | 1 NO | = | 22.95 | SQ.MT. | |
| R9 | 3.35 | X | 1.35 | X | 1 NO | = | 4.52 | SQ.MT. | |
| TOTAL REFUGE AREA | | | | | | = | 83.93 | SQ.MT. | Y3 |
| TOTAL BUILT UP AREA [Y2-Y3] | | | | | | = | 317.87 | SQ.MT. | Y4 |

STAIRCASE AREA CALCULATION

8TH FLOOR (TOWER - 2 )

| | | | | | | | | | |
|---|---|---|---|---|---|---|---|---|---|
| ST1 | 2.70 | X | 3.35 | X | 1 NO | = | 9.05 | SQ.MT. | |
| ST2 | 2.90 | X | 3.20 | X | 1 NO | = | 9.28 | SQ.MT. | |
| ST3 | 2.55 | X | 3.35 | X | 1 NO | = | 8.54 | SQ.MT. | |
| ST4 | 2.70 | X | 1.40 | X | 1 NO | = | 3.78 | SQ.MT. | |
| ST5 | 2.55 | X | 1.25 | X | 1 NO | = | 3.19 | SQ.MT. | |
| ST6 | 1.20 | X | 2.10 | X | 1 NO | = | 2.52 | SQ.MT. | |
| ST7 | 1.43 | X | 1.95 | X | 1 NO | = | 2.79 | SQ.MT. | |
| ST8 | 4.65 | X | 3.40 | X | 1 NO | = | 15.81 | SQ.MT. | |
| ST9 | 0.15 | X | 1.40 | X | 1 NO | = | 0.21 | SQ.MT. | |
| TOTAL STAIRCASE AREA PER FL. (TYPICAL FLOOR) | | | | | | = | 56.11 | SQ.MT. | Y2 |

| | | |
|---|---|---|
| NET BUILT UP AREA [X1 - Y2] | = | 259.79 SQ.MT. |

BUILT UP AREA CALCULATION

| | | | | | | | | | |
|---|---|---|---|---|---|---|---|---|---|
| A | 21.95 | X | 22.63 | X | 1 NO | = | 496.73 | SQ.MT. | |
| | | | | | TOTAL ADDITION | = | 496.73 | SQ.MT. | X |

STAIRCASE AREA CALCULATION

| | | | | | | | | | |
|---|---|---|---|---|---|---|---|---|---|
| ST1 | 2.70 | X | 3.35 | X | 1 NO | = | 9.05 | SQ.MT. | |
| ST2 | 2.90 | X | 3.20 | X | 1 NO | = | 9.28 | SQ.MT. | |
| ST3 | 2.55 | X | 3.35 | X | 1 NO | = | 8.54 | SQ.MT. | |
| ST4 | 2.70 | X | 1.40 | X | 1 NO | = | 3.78 | SQ.MT. | |
| ST5 | 2.55 | X | 1.25 | X | 1 NO | = | 3.19 | SQ.MT. | |
| ST6 | 2.63 | X | 1.95 | X | 1 NO | = | 5.13 | SQ.MT. | |
| ST7 | 4.65 | X | 3.40 | X | 1 NO | = | 15.81 | SQ.MT. | |
| ST8 | 0.15 | X | 1.40 | X | 1 NO | = | 0.21 | SQ.MT. | |
| TOTAL STAIRCASE AREA PER FL. (TYPICAL FLOOR) | | | | | | = | 54.99 | SQ.MT. | Y5 |

| | | |
|---|---|---|
| NET BUILT UP AREA [Y4 - Y5] | = | 262.83 SQ.MT. |

BUA SUMMARY FOR TOWER -2 (RESIDENTIAL)

| FLOOR | GROSS BUA | LESS - ST,LIFT& LOBBY | LESS - REFUGE AREA | NET BUA |
|---|---|---|---|---|
| GROUND FLR. | | | | |
| 1ST FLR. | 384.39 | 54.99 | | 329.40 |
| 2ND FLR. | 384.39 | 54.99 | | 329.40 |
| 3RD FLR. | 384.39 | 54.99 | | 329.40 |
| 4TH FLR. | 384.39 | 54.99 | | 329.40 |
| 5TH FLR. | 384.39 | 54.99 | | 329.40 |
| 6TH FLR. | 394.25 | 54.99 | | 339.26 |
| 7TH FLR. | 401.79 | 54.99 | | 346.80 |
| 8TH FLR. | 401.79 | 54.99 | 83.93 | 262.87 |
| 9TH FLR. | 401.79 | 54.99 | | 346.80 |
| 10TH FLR. | 401.79 | 54.99 | | 346.80 |
| 11TH FLR. | 401.79 | 54.99 | | 346.80 |
| 12TH FLR. | 315.90 | 56.11 | | 259.79 |
| TOTAL AREA | 4641.05 | 661.00 | 83.93 | 3896.12 |

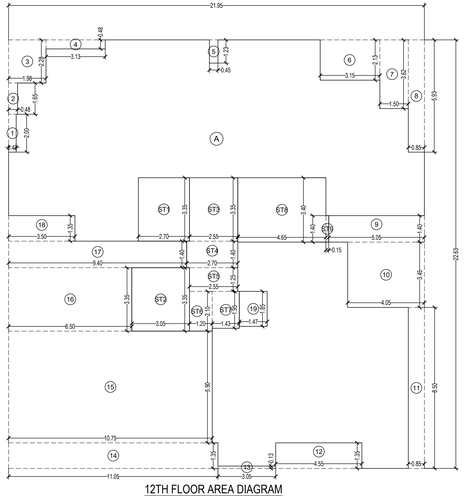

12TH FLOOR AREA DIAGRAM
(TOWER - 3 )
SCALE:- 1:100

BUILT UP AREA CALCULATION

12TH FLOOR (TOWER - 2 )

| | | | | | | | | | |
|---|---|---|---|---|---|---|---|---|---|
| A | 21.95 | X | 22.63 | X | 1 NO | = | 496.73 | SQ.MT. | |
| | | | | | TOTAL ADDITION | = | 496.73 | SQ.MT. | X |

DEDUCTIONS

| | | | | | | | | | |
|---|---|---|---|---|---|---|---|---|---|
| 1 | 0.40 | X | 2.00 | X | 1 NO | = | 0.80 | SQ.MT. | |
| 2 | 0.48 | X | 1.65 | X | 1 NO | = | 0.79 | SQ.MT. | |
| 3 | 1.98 | X | 2.27 | X | 1 NO | = | 4.49 | SQ.MT. | |
| 4 | 3.13 | X | 0.47 | X | 1 NO | = | 1.47 | SQ.MT. | |
| 5 | 0.45 | X | 1.23 | X | 1 NO | = | 0.55 | SQ.MT. | |
| 6 | 3.15 | X | 2.13 | X | 1 NO | = | 6.71 | SQ.MT. | |
| 7 | 1.50 | X | 3.63 | X | 1 NO | = | 5.45 | SQ.MT. | |
| 8 | 0.85 | X | 5.92 | X | 1 NO | = | 5.03 | SQ.MT. | |
| 9 | 5.05 | X | 1.40 | X | 1 NO | = | 7.07 | SQ.MT. | |
| 10 | 4.05 | X | 3.45 | X | 1 NO | = | 13.97 | SQ.MT. | |
| 11 | 0.85 | X | 8.50 | X | 1 NO | = | 7.22 | SQ.MT. | |
| 12 | 4.55 | X | 1.35 | X | 1 NO | = | 6.14 | SQ.MT. | |
| 13 | 3.05 | X | 0.13 | X | 1 NO | = | 0.40 | SQ.MT. | |
| 14 | 11.05 | X | 1.35 | X | 1 NO | = | 14.92 | SQ.MT. | |
| 15 | 10.75 | X | 5.90 | X | 1 NO | = | 63.43 | SQ.MT. | |
| 16 | 6.50 | X | 3.35 | X | 1 NO | = | 21.78 | SQ.MT. | |
| 17 | 9.40 | X | 1.40 | X | 1 NO | = | 13.16 | SQ.MT. | |
| 18 | 3.50 | X | 1.35 | X | 1 NO | = | 4.73 | SQ.MT. | |
| 19 | 1.47 | X | 1.85 | X | 1 NO | = | 2.72 | SQ.MT. | |
| | | | | | TOTAL DEDUCTION | = | 180.83 | SQ.MT. | Y1 |
| TOTAL BUILT UP AREA [X - Y1] | | | | | | = | 315.90 | SQ.MT. | X1 |

STAIRCASE AREA CALCULATION

12TH FLOOR (TOWER - 2 )

| | | | | | | | | | |
|---|---|---|---|---|---|---|---|---|---|
| ST1 | 2.70 | X | 3.35 | X | 1 NO | = | 9.05 | SQ.MT. | |
| ST2 | 3.05 | X | 3.35 | X | 1 NO | = | 10.22 | SQ.MT. | |
| ST3 | 2.55 | X | 3.35 | X | 1 NO | = | 8.54 | SQ.MT. | |
| ST4 | 2.70 | X | 1.40 | X | 1 NO | = | 3.78 | SQ.MT. | |
| ST5 | 2.55 | X | 1.25 | X | 1 NO | = | 3.19 | SQ.MT. | |
| ST6 | 1.20 | X | 2.10 | X | 1 NO | = | 2.52 | SQ.MT. | |
| ST7 | 1.43 | X | 1.95 | X | 1 NO | = | 2.79 | SQ.MT. | |
| ST8 | 4.65 | X | 3.40 | X | 1 NO | = | 15.81 | SQ.MT. | |
| ST9 | 0.15 | X | 1.40 | X | 1 NO | = | 0.21 | SQ.MT. | |
| TOTAL STAIRCASE AREA PER FL. (TYPICAL FLOOR) | | | | | | = | 56.11 | SQ.MT. | Y2 |

| | | |
|---|---|---|
| NET BUILT UP AREA [X1 - Y2] | = | 259.79 SQ.MT. |

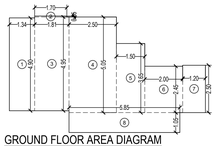

GROUND FLOOR AREA DIAGRAM
(TOWER - 2 )
SCALE:- 1:100

BUILT UP AREA CALCULATION

GROUND FLOOR

| | | | | | | | | | |
|---|---|---|---|---|---|---|---|---|---|
| 1 | 1.34 | X | 4.90 | X | 1 NO | = | 6.57 | SQ.MT. | |
| 2 | 1.70 | X | 0.05 | X | 1 NO | = | 0.09 | SQ.MT. | |
| 3 | 1.81 | X | 4.95 | X | 1 NO | = | 8.96 | SQ.MT. | |
| 4 | 2.50 | X | 5.05 | X | 1 NO | = | 12.63 | SQ.MT. | |
| 5 | 1.50 | X | 3.65 | X | 1 NO | = | 5.47 | SQ.MT. | |
| 6 | 2.00 | X | 2.45 | X | 1 NO | = | 4.90 | SQ.MT. | |
| 7 | 1.20 | X | 2.50 | X | 1 NO | = | 3.00 | SQ.MT. | |
| 8 | 5.85 | X | 1.05 | X | 1 NO | = | 6.14 | SQ.MT. | |
| | | | | | TOTAL ADDITION | = | 47.76 | SQ.MT. | X |

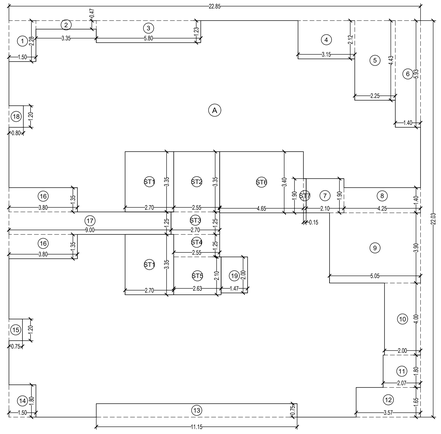

1ST TO 5TH FLOOR AREA DIAGRAM
(TOWER - 3 )
SCALE:- 1:100

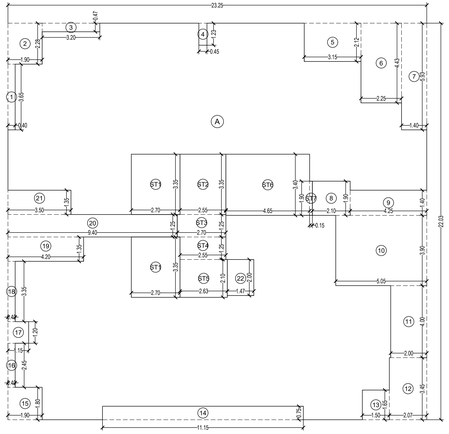

6TH & 7TH FLOOR AREA DIAGRAM
(TOWER - 3 )
SCALE:- 1:100

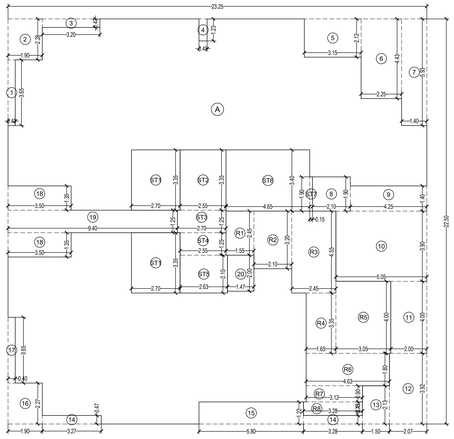

8TH FLOOR AREA DIAGRAM
(TOWER - 3 )
SCALE:- 1:100

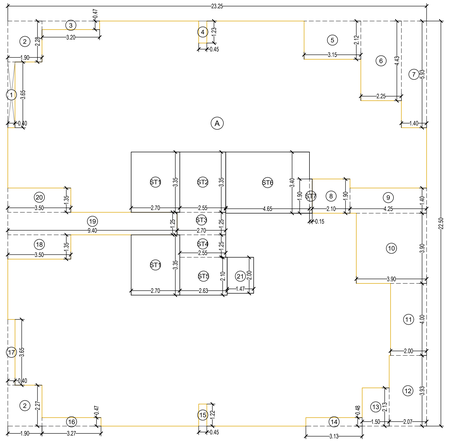

10TH & 11TH FLOOR AREA DIAGRAM
(TOWER - 3 )
SCALE:- 1:100

BUILT UP AREA CALCULATION

| 1ST TO 5TH FLOOR (TOWER - 3 ) | | | | | | | | | |
|---|---|---|---|---|---|---|---|---|---|
| A | 22.85 | X | 22.03 | X | 1 NO | = | 503.39 | SQ.MT. | |
| | | | | | TOTAL ADDITION | = | 503.39 | SQ.MT. | X |

DEDUCTIONS

| | | | | | | | | | |
|---|---|---|---|---|---|---|---|---|---|
| 1 | 1.50 | X | 2.27 | X | 1 NO | = | 3.41 | SQ.MT. | |
| 2 | 3.35 | X | 0.47 | X | 1 NO | = | 1.57 | SQ.MT. | |
| 3 | 5.80 | X | 1.23 | X | 1 NO | = | 7.13 | SQ.MT. | |
| 4 | 3.15 | X | 2.12 | X | 1 NO | = | 6.68 | SQ.MT. | |
| 5 | 2.25 | X | 4.43 | X | 1 NO | = | 9.97 | SQ.MT. | |
| 6 | 1.40 | X | 5.93 | X | 1 NO | = | 8.30 | SQ.MT. | |
| 7 | 2.10 | X | 1.90 | X | 1 NO | = | 3.99 | SQ.MT. | |
| 8 | 4.25 | X | 1.40 | X | 1 NO | = | 5.95 | SQ.MT. | |
| 9 | 5.05 | X | 3.90 | X | 1 NO | = | 19.70 | SQ.MT. | |
| 10 | 2.00 | X | 4.00 | X | 1 NO | = | 8.00 | SQ.MT. | |
| 11 | 2.08 | X | 1.80 | X | 1 NO | = | 3.74 | SQ.MT. | |
| 12 | 3.58 | X | 1.65 | X | 1 NO | = | 5.91 | SQ.MT. | |
| 13 | 11.15 | X | 0.75 | X | 1 NO | = | 8.36 | SQ.MT. | |
| 14 | 1.50 | X | 1.80 | X | 1 NO | = | 2.70 | SQ.MT. | |
| 15 | 0.75 | X | 1.20 | X | 1 NO | = | 0.90 | SQ.MT. | |
| 16 | 3.80 | X | 1.35 | X | 2 NOS | = | 10.26 | SQ.MT. | |
| 17 | 9.00 | X | 1.25 | X | 1 NO | = | 11.25 | SQ.MT. | |
| 18 | 0.80 | X | 1.20 | X | 1 NO | = | 0.96 | SQ.MT. | |
| 19 | 1.47 | X | 2.00 | X | 1 NO | = | 2.94 | SQ.MT. | |
| | | | | | TOTAL DEDUCTION | = | 121.72 | SQ.MT. | Y1 |
| TOTAL BUILT UP AREA [X - Y1] | | | | | | = | 381.67 | SQ.MT. | X1 |

STAIRCASE AREA CALCULATION

| 1ST TO 5TH FLOOR (TOWER - 3 ) | | | | | | | | | |
|---|---|---|---|---|---|---|---|---|---|
| ST1 | 2.70 | X | 3.35 | X | 2 NOS | = | 18.09 | SQ.MT. | |
| ST2 | 2.55 | X | 3.35 | X | 1 NO | = | 8.54 | SQ.MT. | |
| ST3 | 2.70 | X | 1.25 | X | 1 NO | = | 3.38 | SQ.MT. | |
| ST4 | 2.55 | X | 1.25 | X | 1 NO | = | 3.19 | SQ.MT. | |
| ST5 | 2.63 | X | 2.10 | X | 1 NO | = | 5.52 | SQ.MT. | |
| ST6 | 4.65 | X | 3.40 | X | 1 NO | = | 15.81 | SQ.MT. | |
| ST7 | 0.15 | X | 1.90 | X | 1 NO | = | 0.28 | SQ.MT. | |
| TOTAL STARCASE AREA PER FL. (TYPICAL FLOOR) | | | | | | = | 54.81 | SQ.MT. | Y2 |

| | | |
|---|---|---|
| NET BUILT UP AREA [X1 - Y2] | = | 326.86 SQ.MT. |

BUILT UP AREA CALCULATION

| 6TH & 7TH FLOOR (TOWER - 3 ) | | | | | | | | | |
|---|---|---|---|---|---|---|---|---|---|
| A | 23.25 | X | 22.03 | X | 1 NO | = | 512.20 | SQ.MT. | |
| | | | | | TOTAL ADDITION | = | 512.20 | SQ.MT. | X |

DEDUCTIONS

| | | | | | | | | | |
|---|---|---|---|---|---|---|---|---|---|
| 1 | 0.40 | X | 3.65 | X | 1 NO | = | 1.46 | SQ.MT. | |
| 2 | 1.90 | X | 2.28 | X | 1 NO | = | 4.33 | SQ.MT. | |
| 3 | 3.20 | X | 0.47 | X | 1 NO | = | 1.50 | SQ.MT. | |
| 4 | 0.45 | X | 1.23 | X | 1 NO | = | 0.55 | SQ.MT. | |
| 5 | 3.15 | X | 2.12 | X | 1 NO | = | 6.68 | SQ.MT. | |
| 6 | 2.25 | X | 4.43 | X | 1 NO | = | 9.97 | SQ.MT. | |
| 7 | 1.40 | X | 5.93 | X | 1 NO | = | 8.30 | SQ.MT. | |
| 8 | 2.10 | X | 1.90 | X | 1 NO | = | 3.99 | SQ.MT. | |
| 9 | 4.25 | X | 1.40 | X | 1 NO | = | 5.95 | SQ.MT. | |
| 10 | 5.05 | X | 3.90 | X | 1 NO | = | 19.70 | SQ.MT. | |
| 11 | 2.00 | X | 4.00 | X | 1 NO | = | 8.00 | SQ.MT. | |
| 12 | 2.08 | X | 3.45 | X | 1 NO | = | 7.18 | SQ.MT. | |
| 13 | 1.50 | X | 1.65 | X | 1 NO | = | 2.47 | SQ.MT. | |
| 14 | 11.15 | X | 0.75 | X | 1 NO | = | 8.36 | SQ.MT. | |
| 15 | 1.90 | X | 1.80 | X | 1 NO | = | 3.42 | SQ.MT. | |
| 16 | 0.40 | X | 2.45 | X | 1 NO | = | 0.98 | SQ.MT. | |
| 17 | 1.15 | X | 1.20 | X | 1 NO | = | 1.38 | SQ.MT. | |
| 18 | 0.40 | X | 3.35 | X | 1 NO | = | 1.34 | SQ.MT. | |
| 19 | 4.20 | X | 1.35 | X | 1 NO | = | 5.67 | SQ.MT. | |
| 20 | 9.40 | X | 1.25 | X | 1 NO | = | 11.75 | SQ.MT. | |
| 21 | 3.50 | X | 1.35 | X | 1 NO | = | 4.73 | SQ.MT. | |
| 22 | 1.47 | X | 2.00 | X | 1 NO | = | 2.94 | SQ.MT. | |
| | | | | | TOTAL DEDUCTION | = | 120.19 | SQ.MT. | Y1 |
| TOTAL BUILT UP AREA [X - Y1] | | | | | | = | 391.55 | SQ.MT. | X1 |

STAIRCASE AREA CALCULATION

| 6TH & 7TH FLOOR (TOWER - 3 ) | | | | | | | | | |
|---|---|---|---|---|---|---|---|---|---|
| ST1 | 2.70 | X | 3.35 | X | 2 NOS | = | 18.09 | SQ.MT. | |
| ST2 | 2.55 | X | 3.35 | X | 1 NO | = | 8.54 | SQ.MT. | |
| ST3 | 2.70 | X | 1.25 | X | 1 NO | = | 3.38 | SQ.MT. | |
| ST4 | 2.55 | X | 1.25 | X | 1 NO | = | 3.19 | SQ.MT. | |
| ST5 | 2.63 | X | 2.10 | X | 1 NO | = | 5.52 | SQ.MT. | |
| ST6 | 4.65 | X | 3.40 | X | 1 NO | = | 15.81 | SQ.MT. | |
| ST7 | 0.15 | X | 1.90 | X | 1 NO | = | 0.28 | SQ.MT. | |
| TOTAL STARCASE AREA PER FL. (TYPICAL FLOOR) | | | | | | = | 54.81 | SQ.MT. | Y2 |

| | | |
|---|---|---|
| NET BUILT UP AREA [X1 - Y2] | = | 336.74 SQ.MT. |

BUILT UP AREA CALCULATION

| 8TH FLOOR (TOWER - 3 ) | | | | | | | | | |
|---|---|---|---|---|---|---|---|---|---|
| A | 23.25 | X | 22.50 | X | 1 NO | = | 523.13 | SQ.MT. | |
| | | | | | TOTAL ADDITION | = | 523.13 | SQ.MT. | X |

DEDUCTIONS

| | | | | | | | | | |
|---|---|---|---|---|---|---|---|---|---|
| 1 | 0.40 | X | 3.65 | X | 1 NO | = | 1.46 | SQ.MT. | |
| 2 | 1.90 | X | 2.27 | X | 1 NO | = | 4.31 | SQ.MT. | |
| 3 | 3.20 | X | 0.47 | X | 1 NO | = | 1.50 | SQ.MT. | |
| 4 | 0.45 | X | 1.23 | X | 1 NO | = | 0.55 | SQ.MT. | |
| 5 | 3.15 | X | 2.13 | X | 1 NO | = | 6.71 | SQ.MT. | |
| 6 | 2.25 | X | 4.42 | X | 1 NO | = | 9.95 | SQ.MT. | |
| 7 | 1.40 | X | 5.92 | X | 1 NO | = | 8.29 | SQ.MT. | |
| 8 | 2.10 | X | 1.90 | X | 1 NO | = | 3.99 | SQ.MT. | |
| 9 | 4.25 | X | 1.40 | X | 1 NO | = | 5.95 | SQ.MT. | |
| 10 | 5.05 | X | 3.90 | X | 1 NO | = | 19.70 | SQ.MT. | |
| 11 | 2.00 | X | 4.00 | X | 1 NO | = | 8.00 | SQ.MT. | |
| 12 | 2.08 | X | 3.92 | X | 1 NO | = | 8.15 | SQ.MT. | |
| 13 | 1.50 | X | 2.13 | X | 1 NO | = | 3.19 | SQ.MT. | |
| 14 | 3.27 | X | 0.47 | X | 2 NOS | = | 3.07 | SQ.MT. | |
| 15 | 5.80 | X | 1.23 | X | 1 NO | = | 7.13 | SQ.MT. | Y |
| 16 | 1.90 | X | 2.27 | X | 1 NO | = | 4.31 | SQ.MT. | |
| 17 | 0.40 | X | 3.65 | X | 1 NO | = | 1.46 | SQ.MT. | |
| 18 | 3.50 | X | 1.35 | X | 2 NOS | = | 9.45 | SQ.MT. | |
| 19 | 9.40 | X | 1.25 | X | 1 NO | = | 11.75 | SQ.MT. | |
| 20 | 1.47 | X | 2.00 | X | 1 NO | = | 2.94 | SQ.MT. | |
| | | | | | TOTAL DEDUCTION | = | 121.86 | SQ.MT. | Y |
| TOTAL BUILT UP AREA [X - Y] | | | | | | = | 401.27 | SQ.MT. | Y1 |

REFUGE AREA CALCULATION

| 8TH FLOOR (TOWER - 3 ) | | | | | | | | | |
|---|---|---|---|---|---|---|---|---|---|
| R1 | 1.55 | X | 2.45 | X | 1 NO | = | 3.80 | SQ.MT. | |
| R2 | 2.10 | X | 3.20 | X | 1 NO | = | 6.72 | SQ.MT. | |
| R3 | 2.45 | X | 4.55 | X | 1 NO | = | 11.15 | SQ.MT. | |
| R4 | 1.65 | X | 3.35 | X | 1 NO | = | 5.53 | SQ.MT. | |
| R5 | 3.05 | X | 4.00 | X | 1 NO | = | 12.20 | SQ.MT. | |
| R6 | 4.63 | X | 1.80 | X | 1 NO | = | 8.33 | SQ.MT. | |
| R7 | 3.13 | X | 0.90 | X | 1 NO | = | 2.82 | SQ.MT. | |
| R8 | 3.27 | X | 0.75 | X | 1 NO | = | 2.45 | SQ.MT. | |
| TOTAL REFUGE AREA | | | | | | = | 53.00 | SQ.MT. | Y2 |
| TOTAL BUILT UP AREA [Y1-Y2] | | | | | | = | 348.27 | SQ.MT. | X1 |

STAIRCASE AREA CALCULATION

| 8TH FLOOR (TOWER - 3 ) | | | | | | | | | |
|---|---|---|---|---|---|---|---|---|---|
| ST1 | 2.70 | X | 3.35 | X | 2 NOS | = | 18.09 | SQ.MT. | |
| ST2 | 2.55 | X | 3.35 | X | 1 NO | = | 8.54 | SQ.MT. | |
| ST3 | 2.70 | X | 1.25 | X | 1 NO | = | 3.38 | SQ.MT. | |
| ST4 | 2.55 | X | 1.25 | X | 1 NO | = | 3.19 | SQ.MT. | |
| ST5 | 2.63 | X | 2.10 | X | 1 NO | = | 5.52 | SQ.MT. | |
| ST6 | 4.65 | X | 3.40 | X | 1 NO | = | 15.81 | SQ.MT. | |
| ST7 | 0.15 | X | 1.90 | X | 1 NO | = | 0.28 | SQ.MT. | |
| TOTAL STARCASE AREA PER FL. (TYPICAL FLOOR) | | | | | | = | 54.81 | SQ.MT. | Y3 |

| | | |
|---|---|---|
| NET BUILT UP AREA [X1 - Y3] | = | 293.46 SQ.MT. |

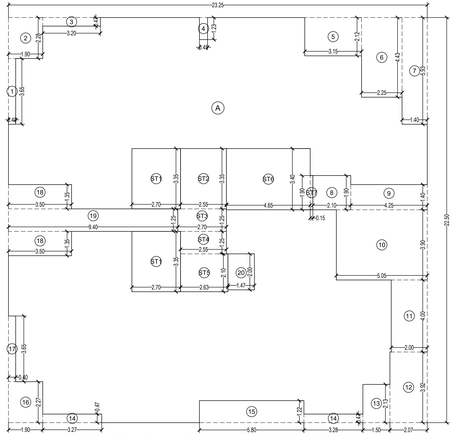

9TH FLOOR AREA DIAGRAM
(TOWER - 3 )
SCALE:- 1:100

BUILT UP AREA CALCULATION

| 9TH FLOOR (TOWER - 3 ) | | | | | | | | | |
|---|---|---|---|---|---|---|---|---|---|
| A | 23.25 | X | 22.50 | X | 1 NO | = | 523.13 | SQ.MT. | |
| | | | | | TOTAL ADDITION | = | 523.13 | SQ.MT. | X |

DEDUCTIONS

| | | | | | | | | | |
|---|---|---|---|---|---|---|---|---|---|
| 1 | 0.40 | X | 3.65 | X | 1 NO | = | 1.46 | SQ.MT. | |
| 2 | 1.90 | X | 2.27 | X | 1 NO | = | 4.31 | SQ.MT. | |
| 3 | 3.20 | X | 0.47 | X | 1 NO | = | 1.50 | SQ.MT. | |
| 4 | 0.45 | X | 1.23 | X | 1 NO | = | 0.55 | SQ.MT. | |
| 5 | 3.15 | X | 2.13 | X | 1 NO | = | 6.71 | SQ.MT. | |
| 6 | 2.25 | X | 4.42 | X | 1 NO | = | 9.95 | SQ.MT. | |
| 7 | 1.40 | X | 5.92 | X | 1 NO | = | 8.29 | SQ.MT. | |
| 8 | 2.10 | X | 1.90 | X | 1 NO | = | 3.99 | SQ.MT. | |
| 9 | 4.25 | X | 1.40 | X | 1 NO | = | 5.95 | SQ.MT. | |
| 10 | 5.05 | X | 3.90 | X | 1 NO | = | 19.70 | SQ.MT. | |
| 11 | 2.00 | X | 4.00 | X | 1 NO | = | 8.00 | SQ.MT. | |
| 12 | 2.08 | X | 3.92 | X | 1 NO | = | 8.15 | SQ.MT. | |
| 13 | 1.50 | X | 2.13 | X | 1 NO | = | 3.19 | SQ.MT. | |
| 14 | 3.27 | X | 0.47 | X | 2 NOS | = | 3.07 | SQ.MT. | |
| 15 | 5.80 | X | 1.23 | X | 1 NO | = | 7.13 | SQ.MT. | |
| 16 | 1.90 | X | 2.27 | X | 1 NO | = | 4.31 | SQ.MT. | |
| 17 | 0.40 | X | 3.65 | X | 1 NO | = | 1.46 | SQ.MT. | |
| 18 | 3.50 | X | 1.35 | X | 2 NOS | = | 9.45 | SQ.MT. | |
| 19 | 9.40 | X | 1.25 | X | 1 NO | = | 11.75 | SQ.MT. | |
| 20 | 1.47 | X | 2.00 | X | 1 NO | = | 2.94 | SQ.MT. | |
| | | | | | TOTAL DEDUCTION | = | 121.86 | SQ.MT. | Y |
| TOTAL BUILT UP AREA [X - Y] | | | | | | = | 401.27 | SQ.MT. | Y1 |

STAIRCASE AREA CALCULATION

| 9TH FLOOR (TOWER - 3 ) | | | | | | | | | |
|---|---|---|---|---|---|---|---|---|---|
| ST1 | 2.70 | X | 3.35 | X | 2 NOS | = | 18.09 | SQ.MT. | |
| ST2 | 2.55 | X | 3.35 | X | 1 NO | = | 8.54 | SQ.MT. | |
| ST3 | 2.70 | X | 1.25 | X | 1 NO | = | 3.38 | SQ.MT. | |
| ST4 | 2.55 | X | 1.25 | X | 1 NO | = | 3.19 | SQ.MT. | |
| ST5 | 2.63 | X | 2.10 | X | 1 NO | = | 5.52 | SQ.MT. | |
| ST6 | 4.65 | X | 3.40 | X | 1 NO | = | 15.81 | SQ.MT. | |
| ST7 | 0.15 | X | 1.90 | X | 1 NO | = | 0.28 | SQ.MT. | |
| TOTAL STARCASE AREA PER FL. (TYPICAL FLOOR) | | | | | | = | 54.81 | SQ.MT. | Y2 |

| | | |
|---|---|---|
| NET BUILT UP AREA [Y1 - Y2] | = | 346.46 SQ.MT. |

BUILT UP AREA CALCULATION

| 10TH & 11TH FLOOR (TOWER - 3 ) | | | | | | | | | |
|---|---|---|---|---|---|---|---|---|---|
| A | 23.25 | X | 22.50 | X | 1 NO | = | 523.13 | SQ.MT. | |
| | | | | | TOTAL ADDITION | = | 523.13 | SQ.MT. | X |

DEDUCTIONS

| | | | | | | | | | |
|---|---|---|---|---|---|---|---|---|---|
| 1 | 0.40 | X | 3.65 | X | 1 NO | = | 1.46 | SQ.MT. | |
| 2 | 1.90 | X | 2.27 | X | 2 NOS | = | 8.63 | SQ.MT. | |
| 3 | 3.20 | X | 0.47 | X | 1 NO | = | 1.50 | SQ.MT. | |
| 4 | 0.45 | X | 1.23 | X | 1 NO | = | 0.55 | SQ.MT. | |
| 5 | 3.15 | X | 2.12 | X | 1 NO | = | 6.68 | SQ.MT. | |
| 6 | 2.25 | X | 4.43 | X | 1 NO | = | 9.97 | SQ.MT. | |
| 7 | 1.40 | X | 5.93 | X | 1 NO | = | 8.30 | SQ.MT. | |
| 8 | 2.10 | X | 1.90 | X | 1 NO | = | 3.99 | SQ.MT. | |
| 9 | 4.25 | X | 1.40 | X | 1 NO | = | 5.95 | SQ.MT. | |
| 10 | 3.90 | X | 3.90 | X | 1 NO | = | 15.21 | SQ.MT. | |
| 11 | 2.00 | X | 4.00 | X | 1 NO | = | 8.00 | SQ.MT. | |
| 12 | 2.08 | X | 3.93 | X | 1 NO | = | 8.17 | SQ.MT. | |
| 13 | 1.50 | X | 2.13 | X | 1 NO | = | 3.19 | SQ.MT. | |
| 14 | 3.13 | X | 0.48 | X | 1 NO | = | 1.50 | SQ.MT. | |
| 15 | 0.45 | X | 1.23 | X | 1 NO | = | 0.55 | SQ.MT. | |
| 16 | 3.27 | X | 0.47 | X | 1 NO | = | 1.54 | SQ.MT. | |
| 17 | 0.40 | X | 3.65 | X | 1 NO | = | 1.46 | SQ.MT. | |
| 18 | 3.50 | X | 1.35 | X | 1 NO | = | 4.73 | SQ.MT. | |
| 19 | 9.40 | X | 1.25 | X | 1 NO | = | 11.75 | SQ.MT. | |
| 20 | 3.50 | X | 1.35 | X | 1 NO | = | 4.73 | SQ.MT. | |
| 21 | 1.47 | X | 2.00 | X | 1 NO | = | 2.94 | SQ.MT. | |
| | | | | | TOTAL DEDUCTION | = | 110.80 | SQ.MT. | Y1 |
| TOTAL BUILT UP AREA [X - Y1] | | | | | | = | 412.33 | SQ.MT. | X1 |

STAIRCASE AREA CALCULATION

| 10TH & 11TH FLOOR (TOWER - 3 ) | | | | | | | | | |
|---|---|---|---|---|---|---|---|---|---|
| ST1 | 2.70 | X | 3.35 | X | 2 NOS | = | 18.09 | SQ.MT. | |
| ST2 | 2.55 | X | 3.35 | X | 1 NO | = | 8.54 | SQ.MT. | |
| ST3 | 2.70 | X | 1.25 | X | 1 NO | = | 3.38 | SQ.MT. | |
| ST4 | 2.55 | X | 1.25 | X | 1 NO | = | 3.19 | SQ.MT. | |
| ST5 | 2.63 | X | 2.10 | X | 1 NO | = | 5.52 | SQ.MT. | |
| ST6 | 4.65 | X | 3.40 | X | 1 NO | = | 15.81 | SQ.MT. | |
| ST7 | 0.15 | X | 1.90 | X | 1 NO | = | 0.28 | SQ.MT. | |
| TOTAL STARCASE AREA PER FL. (TYPICAL FLOOR) | | | | | | = | 54.81 | SQ.MT. | Y2 |

| | | |
|---|---|---|
| NET BUILT UP AREA [X1 - Y2] | = | 357.52 SQ.MT. |

Issue on 23.01.2023

UDAY MANOHARRAO MAHAJAN
Digitally signed by UDAY MANOHARRAO MAHAJAN
Date: 2023.01.19 10:25:12 +05'30'
EXECUTIVE ENGINEER
BUILDING PROPOSAL (K)

MUKESH BHASKAR GODSE
Digitally signed by MUKESH BHASKAR GODSE
Date: 2023.01.19 10:25:12 +05'30'
Sub Engg.(H/WS)

SHAIKH ASIF MUSA
Digitally signed by SHAIKH ASIF MUSA
Date: 2023.01.19 10:25:12 +05'30'
Asst. Engg.(K/E)

Pawar Ameet Ganpatrao
Digitally signed by Pawar Ameet Ganpatrao
Date: 2023.01.19 10:25:12 +05'30'
ARCHITECTLS
AMEET PAWAR CA/2004/34543

SACHIN HARISHCHANDRA GUNJAL
Digitally signed by SACHIN HARISHCHANDRA GUNJAL
Date: 2023.01.19 10:25:12 +05'30'
OWNER/DEVELOPER

Shevade Shirikrishna Purushottam
Digitally signed by Shevade Shirikrishna Purushottam
Date: 2023.01.19 10:25:12 +05'30'
PMC

# PROFORMA 'B'

## CONTENTS OF SHEET

TYPICAL FLOOR LINE AREA DIAGRAMS

## DESCRIPTION OF PROPOSAL

PROPOSED REDEVELOPMENT ON LAND BEARING ON CTS NO. 460/A & 460/B OF VILLAGE MAROL, ANDHERI (EAST), IN K/E WARD.

## NAME OF OWNER

M/s. Atharv Infra LLP. C.A. to Owner Chandrashekhar C.H.S. Ltd.

## NAME, ADDRESS & SIGNATURE OF ARCHITECT

GROUND FLOOR, SATYANARAYAN PRASAD-COMMERCIAL CENTRE, DAYALDAS ROAD, VILE PARLE (E), MUMBAI- 400 057.
Ph-022-2612 9633/ 44/ 55/ 66.
www.aakararchitect.org

| NORTH | DRAWN BY | JOB. NO. | PATH:- |
|---|---|---|---|
| | MONAL | 1102 | Y:\ASHISH\Western\Jogeshwari BMC\Job. No. 1102 - Chandrashekhar CHS - Andheri\02. Bmc drawing\ 01.B.M.C. PROPOSAL\02. F.s.i. 206.06.22 |

BUILT UP AREA CALCULATION

| 12TH FLOOR (TOWER - 3 ) | | | | | | | | | |
|---|---|---|---|---|---|---|---|---|---|
| A | 23.25 | X | 22.50 | X | 1 NO | = | 523.13 | SQ.MT. | |
| | | | | | TOTAL ADDITION | = | 523.13 | SQ.MT. | X |

DEDUCTIONS

| | | | | | | | | | |
|---|---|---|---|---|---|---|---|---|---|
| 1 | 0.40 | X | 3.65 | X | 1 NO | = | 1.46 | SQ.MT. | |
| 2 | 1.90 | X | 2.27 | X | 1 NO | = | 4.31 | SQ.MT. | |
| 3 | 3.20 | X | 0.47 | X | 1 NO | = | 1.50 | SQ.MT. | |
| 4 | 0.45 | X | 1.23 | X | 1 NO | = | 0.55 | SQ.MT. | |
| 5 | 3.15 | X | 2.12 | X | 1 NO | = | 6.68 | SQ.MT. | |
| 6 | 2.25 | X | 4.43 | X | 1 NO | = | 9.97 | SQ.MT. | |
| 7 | 1.40 | X | 5.93 | X | 1 NO | = | 8.30 | SQ.MT. | |
| 8 | 2.10 | X | 1.90 | X | 1 NO | = | 3.99 | SQ.MT. | |
| 9 | 4.25 | X | 1.40 | X | 1 NO | = | 5.95 | SQ.MT. | |
| 10 | 3.90 | X | 3.90 | X | 1 NO | = | 15.21 | SQ.MT. | |
| 11 | 2.00 | X | 4.00 | X | 1 NO | = | 8.00 | SQ.MT. | |
| 12 | 2.08 | X | 3.93 | X | 1 NO | = | 8.17 | SQ.MT. | |
| 13 | 1.50 | X | 2.13 | X | 1 NO | = | 3.19 | SQ.MT. | |
| 14 | 3.13 | X | 0.48 | X | 1 NO | = | 1.50 | SQ.MT. | |
| 15 | 11.05 | X | 1.23 | X | 1 NO | = | 13.59 | SQ.MT. | |
| 16 | 10.75 | X | 5.90 | X | 1 NO | = | 63.43 | SQ.MT. | |
| 17 | 6.70 | X | 3.50 | X | 1 NO | = | 23.45 | SQ.MT. | |
| 18 | 9.40 | X | 1.25 | X | 1 NO | = | 11.75 | SQ.MT. | |
| 19 | 3.50 | X | 1.35 | X | 1 NO | = | 4.73 | SQ.MT. | |
| 20 | 1.47 | X | 2.00 | X | 1 NO | = | 2.94 | SQ.MT. | |
| | | | | | TOTAL DEDUCTION | = | 198.67 | SQ.MT. | Y1 |
| TOTAL BUILT UP AREA [X - Y1] | | | | | | = | 324.46 | SQ.MT. | X1 |

STAIRCASE AREA CALCULATION

| 12TH FLOOR (TOWER - 3 ) | | | | | | | | | |
|---|---|---|---|---|---|---|---|---|---|
| ST1 | 2.70 | X | 3.35 | X | 1 NO | = | 9.05 | SQ.MT. | |
| ST2 | 2.85 | X | 3.50 | X | 1 NO | = | 9.97 | SQ.MT. | |
| ST3 | 2.55 | X | 3.35 | X | 1 NO | = | 8.54 | SQ.MT. | |
| ST4 | 2.70 | X | 1.25 | X | 1 NO | = | 3.38 | SQ.MT. | |
| ST5 | 2.55 | X | 1.25 | X | 1 NO | = | 3.19 | SQ.MT. | |
| ST6 | 1.20 | X | 2.25 | X | 1 NO | = | 2.70 | SQ.MT. | |
| ST7 | 1.43 | X | 2.10 | X | 1 NO | = | 3.00 | SQ.MT. | |
| ST8 | 4.65 | X | 3.40 | X | 1 NO | = | 15.81 | SQ.MT. | |
| ST9 | 0.15 | X | 1.90 | X | 1 NO | = | 0.28 | SQ.MT. | |
| TOTAL STARCASE AREA PER FL. (TYPICAL FLOOR) | | | | | | = | 55.92 | SQ.MT. | Y2 |

| | | |
|---|---|---|
| NET BUILT UP AREA [X1 - Y2] | = | 268.54 SQ.MT. |

BUA SUMMARY FOR TOWER -3 (RESIDENTIAL)

| FLOOR | GROSS BUA | LESS - ST,LIFT LESS - REFUGE AREA & COMM | NET BUA | ADD EXCESS REFUGE AREA | TOTAL BUA |
|---|---|---|---|---|---|
| GROUND FLR. | ——— | | ——— | | |
| 1ST FLR. | 381.67 | 54.81 | 326.86 | | 326.86 |
| 2ND FLR. | 381.67 | 54.81 | 326.86 | | 326.86 |
| 3RD FLR. | 381.67 | 54.81 | 326.86 | | 326.86 |
| 4TH FLR. | 381.67 | 54.81 | 326.86 | | 326.86 |
| 5TH FLR. | 381.67 | 54.81 | 326.86 | | 326.86 |
| 6TH FLR. | 391.55 | 54.81 | 336.74 | | 336.74 |
| 7TH FLR. | 391.55 | 54.81 | 336.74 | | 336.74 |
| 8TH FLR. | 401.27 | 54.81 | 53.00 | 293.46 | 43.30 | 336.76 |
| 9TH FLR. | 401.27 | 54.81 | | 346.46 | | 346.46 |
| TOTAL AREA | 3493.99 | 493.29 | 53.00 | 2947.70 | 43.30 | 2991.00 |

REFUGE AREA STATEMENT FOR 8TH FLOOR FOR TOWER 2 & 3

REFUGE AREA REQUIRED = 4% ON 8TH FLOOR
8TH FLOOR AREA = 556.29 X 4% = 22.25 SQ.MT.
9TH FLOOR AREA = 693.22 X 4% = 27.73 SQ.MT.
10TH FLOOR AREA = 346.80 X 4% = 13.87 SQ.MT.
11TH FLOOR AREA = 346.80 X 4% = 13.87 SQ.MT.
12TH FLOOR AREA = 259.79 X 4% = 10.39 SQ.MT.

| | | |
|---|---|---|
| REFUGE AREA REQUIRED ON 8TH FLOOR | = | 88.11 SQ.MT. |
| REFUGE AREA PROPOSED ON 8TH FLOOR | = | 136.93 SQ.MT. |
| EXCESS AREA COUNTED IN F.S.I. (136.93 - 93.63 ) | = | 43.30 SQ.MT. |

REFUGE AREA ALLOWED TO BE EXCEEDED UP TO MAX. LIMIT OF 4.25%
(AS PER DCPR 2034 (DCPR NO 48(B)(xiii)

REFUGE AREA = 2202.98 X 4.25 % = 93.63 SQ.MT.

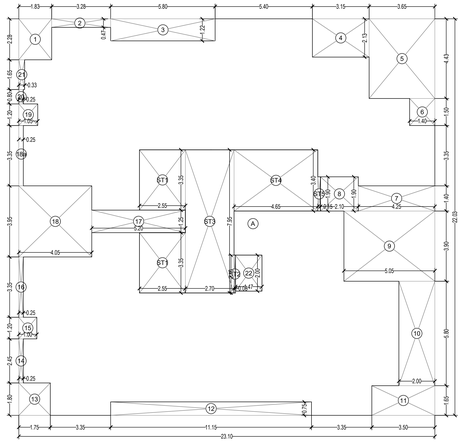

LINE AREA DIAGRAM
1ST TO 5TH FLOOR
SCALE:- 1:100 (TOWER - 4 )

BUILT UP AREA CALCULATION

| 1ST TO 5TH FLOOR | | | | | | | | | |
|---|---|---|---|---|---|---|---|---|---|
| A | 23.10 | X | 22.03 | X | 1 NO | = | 508.89 | SQ.MT. | |
| | | | | | TOTAL ADDITION | = | 508.89 | SQ.MT. | X |

DEDUCTIONS

| | | | | | | | | | |
|---|---|---|---|---|---|---|---|---|---|
| 1 | 1.83 | X | 2.28 | X | 1 NO | = | 4.17 | SQ.MT. | |
| 2 | 3.28 | X | 0.47 | X | 1 NO | = | 1.54 | SQ.MT. | |
| 3 | 5.80 | X | 1.22 | X | 1 NO | = | 7.08 | SQ.MT. | |
| 4 | 3.15 | X | 2.13 | X | 1 NO | = | 6.71 | SQ.MT. | |
| 5 | 3.65 | X | 4.43 | X | 1 NO | = | 16.17 | SQ.MT. | |
| 6 | 1.40 | X | 1.50 | X | 1 NO | = | 2.10 | SQ.MT. | |
| 7 | 4.25 | X | 1.40 | X | 1 NO | = | 5.95 | SQ.MT. | |
| 8 | 2.10 | X | 1.90 | X | 1 NO | = | 3.99 | SQ.MT. | |
| 9 | 5.05 | X | 3.90 | X | 1 NO | = | 19.70 | SQ.MT. | |
| 10 | 2.00 | X | 5.80 | X | 1 NO | = | 11.60 | SQ.MT. | |
| 11 | 3.50 | X | 1.65 | X | 1 NO | = | 5.78 | SQ.MT. | |
| 12 | 11.15 | X | 0.75 | X | 1 NO | = | 8.36 | SQ.MT. | |
| 13 | 1.75 | X | 1.80 | X | 1 NO | = | 3.15 | SQ.MT. | |
| 14 | 0.25 | X | 2.45 | X | 1 NO | = | 0.61 | SQ.MT. | |
| 15 | 1.00 | X | 1.20 | X | 1 NO | = | 1.20 | SQ.MT. | |
| 16 | 0.25 | X | 3.35 | X | 1 NO | = | 0.84 | SQ.MT. | |
| 17 | 5.20 | X | 1.25 | X | 1 NO | = | 6.50 | SQ.MT. | |
| 18 | 4.05 | X | 3.95 | X | 1 NO | = | 16.00 | SQ.MT. | |
| 18a | 3.35 | X | 0.25 | X | 1 NO | = | 0.84 | SQ.MT. | |
| 19 | 1.05 | X | 1.20 | X | 1 NO | = | 1.26 | SQ.MT. | |
| 20 | 0.25 | X | 0.80 | X | 1 NO | = | 0.20 | SQ.MT. | |
| 21 | 0.33 | X | 1.65 | X | 1 NO | = | 0.54 | SQ.MT. | |
| 22 | 1.47 | X | 2.00 | X | 1 NO | = | 2.94 | SQ.MT. | |
| | | | | | TOTAL DEDUCTION | = | 127.23 | SQ.MT. | Y1 |
| TOTAL BUILT UP AREA [X - Y1] | | | | | | = | 381.66 | SQ.MT. | X1 |

STAIRCASE AREA CALCULATION

| TYPICAL FLOOR | | | | | | | | | |
|---|---|---|---|---|---|---|---|---|---|
| ST1 | 2.55 | X | 3.35 | X | 2 NOS | = | 17.09 | SQ.MT. | |
| ST2 | 0.08 | X | 2.10 | X | 1 NO | = | 0.17 | SQ.MT. | |
| ST3 | 2.70 | X | 7.95 | X | 1 NO | = | 21.47 | SQ.MT. | |
| ST4 | 4.65 | X | 3.40 | X | 1 NO | = | 15.81 | SQ.MT. | |
| ST5 | 0.15 | X | 1.90 | X | 1 NO | = | 0.29 | SQ.MT. | |
| TOTAL STAIRCASE AREA PER FL. (TYPICAL FLOOR) | | | | | | = | 54.83 | SQ.MT. | Y2 |

| | | | |
|---|---|---|---|
| NET BUILT UP AREA [X1 - Y2] | = | 326.83 | SQ.MT. |

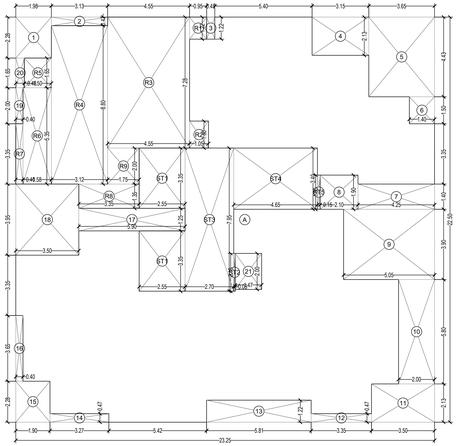

LINE AREA DIAGRAM
8TH REFUGE FLOOR
SCALE:- 1:100 (TOWER - 4 )

BUILT UP AREA CALCULATION

| 8TH REFUGE FLOOR | | | | | | | | | |
|---|---|---|---|---|---|---|---|---|---|
| A | 23.25 | X | 22.50 | X | 1 NO | = | 523.13 | SQ.MT. | |
| | | | | | TOTAL ADDITION | = | 523.13 | SQ.MT. | X |

DEDUCTIONS

| | | | | | | | | | |
|---|---|---|---|---|---|---|---|---|---|
| 1 | 1.98 | X | 2.28 | X | 1 NO | = | 4.51 | SQ.MT. | |
| 2 | 3.13 | X | 0.48 | X | 1 NO | = | 1.50 | SQ.MT. | |
| 3 | 0.45 | X | 1.23 | X | 1 NO | = | 0.55 | SQ.MT. | |
| 4 | 3.15 | X | 2.13 | X | 1 NO | = | 6.71 | SQ.MT. | |
| 5 | 3.65 | X | 4.43 | X | 1 NO | = | 16.17 | SQ.MT. | |
| 6 | 1.40 | X | 1.50 | X | 1 NO | = | 2.10 | SQ.MT. | |
| 7 | 4.25 | X | 1.40 | X | 1 NO | = | 5.95 | SQ.MT. | |
| 8 | 2.10 | X | 1.90 | X | 1 NO | = | 3.99 | SQ.MT. | |
| 9 | 5.05 | X | 3.90 | X | 1 NO | = | 19.70 | SQ.MT. | |
| 10 | 2.00 | X | 5.80 | X | 1 NO | = | 11.60 | SQ.MT. | |
| 11 | 3.50 | X | 2.13 | X | 1 NO | = | 7.46 | SQ.MT. | |
| 12 | 3.35 | X | 0.48 | X | 1 NO | = | 1.61 | SQ.MT. | |
| 13 | 5.81 | X | 1.23 | X | 1 NO | = | 7.15 | SQ.MT. | |
| 14 | 3.27 | X | 0.48 | X | 1 NO | = | 1.57 | SQ.MT. | |
| 15 | 1.90 | X | 2.28 | X | 1 NO | = | 4.33 | SQ.MT. | |
| 16 | 0.40 | X | 3.65 | X | 1 NO | = | 1.46 | SQ.MT. | |
| 17 | 5.90 | X | 1.25 | X | 1 NO | = | 7.38 | SQ.MT. | |
| 18 | 3.50 | X | 3.95 | X | 1 NO | = | 13.83 | SQ.MT. | |
| 19 | 0.40 | X | 2.00 | X | 1 NO | = | 0.80 | SQ.MT. | |
| 20 | 0.48 | X | 1.65 | X | 1 NO | = | 0.79 | SQ.MT. | |
| 21 | 1.47 | X | 2.00 | X | 1 NO | = | 2.94 | SQ.MT. | |
| | | | | | TOTAL DEDUCTION | = | 122.10 | SQ.MT. | Y1 |
| TOTAL BUILT UP AREA [X - Y1] | | | | | | = | 401.03 | SQ.MT. | X1 |

REFUGE AREA CALCULATION

| TYPICAL FLOOR | | | | | | | | | |
|---|---|---|---|---|---|---|---|---|---|
| R1 | 0.95 | X | 1.23 | X | 1 NO | = | 1.17 | SQ.MT. | |
| R2 | 1.05 | X | 1.50 | X | 1 NO | = | 1.58 | SQ.MT. | |
| R3 | 4.55 | X | 7.28 | X | 1 NO | = | 33.12 | SQ.MT. | |
| R4 | 3.13 | X | 8.80 | X | 1 NO | = | 27.54 | SQ.MT. | |
| R5 | 1.50 | X | 1.65 | X | 1 NO | = | 2.48 | SQ.MT. | |
| R6 | 1.58 | X | 5.35 | X | 1 NO | = | 8.45 | SQ.MT. | |
| R7 | 0.40 | X | 3.35 | X | 1 NO | = | 1.34 | SQ.MT. | |
| R8 | 3.35 | X | 1.35 | X | 1 NO | = | 4.52 | SQ.MT. | |
| R9 | 1.75 | X | 2.00 | X | 1 NO | = | 3.50 | SQ.MT. | |
| TOTAL REFUGE AREA | | | | | | = | 83.70 | SQ.MT. | Y2 |

STAIRCASE AREA CALCULATION

| TYPICAL FLOOR | | | | | | | | | |
|---|---|---|---|---|---|---|---|---|---|
| ST1 | 2.55 | X | 3.35 | X | 2 NOS | = | 17.09 | SQ.MT. | |
| ST2 | 0.08 | X | 2.10 | X | 1 NO | = | 0.17 | SQ.MT. | |
| ST3 | 2.70 | X | 7.95 | X | 1 NO | = | 21.47 | SQ.MT. | |
| ST4 | 4.65 | X | 3.40 | X | 1 NO | = | 15.81 | SQ.MT. | |
| ST5 | 0.15 | X | 1.90 | X | 1 NO | = | 0.29 | SQ.MT. | |
| TOTAL STAIRCASE AREA PER FL. (TYPICAL FLOOR) | | | | | | = | 54.83 | SQ.MT. | Y3 |

| | | | |
|---|---|---|---|
| NET BUILT UP AREA [X1 - (Y2+Y3) ] | = | 262.50 | SQ.MT. |

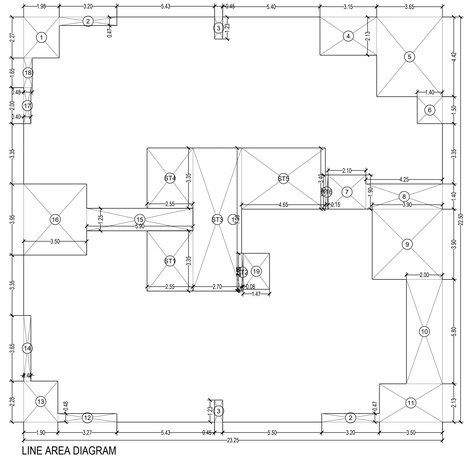

LINE AREA DIAGRAM
10TH & 11TH FLOOR
SCALE:- 1:100 (TOWER - 4 )

BUILT UP AREA CALCULATION

| 10TH & 11TH FLOOR | | | | | | | | | |
|---|---|---|---|---|---|---|---|---|---|
| 1 | 23.25 | X | 22.50 | X | 1 NO | = | 523.13 | SQ.MT. | |
| | | | | | TOTAL ADDITION | = | 523.13 | SQ.MT. | X |

DEDUCTIONS

| | | | | | | | | | |
|---|---|---|---|---|---|---|---|---|---|
| 1 | 1.98 | X | 2.28 | X | 1 NO | = | 4.51 | SQ.MT. | |
| 2 | 3.20 | X | 0.48 | X | 2 NOS | = | 3.07 | SQ.MT. | |
| 3 | 0.45 | X | 1.23 | X | 2 NOS | = | 1.11 | SQ.MT. | |
| 4 | 3.15 | X | 2.13 | X | 1 NO | = | 6.71 | SQ.MT. | |
| 5 | 3.65 | X | 4.43 | X | 1 NO | = | 16.17 | SQ.MT. | |
| 6 | 1.40 | X | 1.50 | X | 1 NO | = | 2.10 | SQ.MT. | |
| 7 | 2.10 | X | 1.90 | X | 1 NO | = | 3.99 | SQ.MT. | |
| 8 | 4.25 | X | 1.40 | X | 1 NO | = | 5.95 | SQ.MT. | |
| 9 | 3.90 | X | 3.90 | X | 1 NO | = | 15.21 | SQ.MT. | |
| 10 | 2.00 | X | 5.80 | X | 1 NO | = | 11.60 | SQ.MT. | |
| 11 | 3.50 | X | 2.13 | X | 1 NO | = | 7.46 | SQ.MT. | |
| 12 | 3.28 | X | 0.48 | X | 1 NO | = | 1.57 | SQ.MT. | |
| 13 | 1.90 | X | 2.28 | X | 1 NO | = | 4.33 | SQ.MT. | |
| 14 | 0.40 | X | 3.65 | X | 1 NO | = | 1.46 | SQ.MT. | |
| 15 | 5.90 | X | 1.25 | X | 1 NO | = | 7.38 | SQ.MT. | |
| 16 | 3.50 | X | 3.95 | X | 1 NO | = | 13.83 | SQ.MT. | |
| 17 | 0.40 | X | 2.00 | X | 1 NO | = | 0.80 | SQ.MT. | |
| 18 | 0.48 | X | 1.65 | X | 1 NO | = | 0.79 | SQ.MT. | |
| 19 | 1.47 | X | 2.00 | X | 1 NO | = | 2.94 | SQ.MT. | |
| | | | | | TOTAL DEDUCTION | = | 110.98 | SQ.MT. | Y1 |
| TOTAL BUILT UP AREA [X - Y1] | | | | | | = | 412.15 | SQ.MT. | X1 |

STAIRCASE AREA CALCULATION

| TYPICAL FLOOR | | | | | | | | | |
|---|---|---|---|---|---|---|---|---|---|
| ST1 | 2.55 | X | 3.35 | X | 1 NO | = | 8.54 | SQ.MT. | |
| ST2 | 0.08 | X | 2.10 | X | 1 NO | = | 0.17 | SQ.MT. | |
| ST3 | 2.70 | X | 7.95 | X | 1 NO | = | 21.47 | SQ.MT. | |
| ST4 | 2.55 | X | 3.35 | X | 1 NO | = | 8.54 | SQ.MT. | |
| ST5 | 4.65 | X | 3.40 | X | 1 NO | = | 15.81 | SQ.MT. | |
| ST6 | 0.15 | X | 1.90 | X | 1 NO | = | 0.29 | SQ.MT. | |
| TOTAL STAIRCASE AREA PER FL. (TYPICAL FLOOR) | | | | | | = | 54.82 | SQ.MT. | Y2 |

| | | | |
|---|---|---|---|
| NET BUILT UP AREA [X1 - Y2] | = | 357.33 | SQ.MT. |

BUA SUMMARY FOR TOWER -4 (RESIDENTIAL)

| FLOOR | GROSS BUA | LESS - ST.LIFT & LOBBY | LESS - REFUGE AREA | NET BUA | ADD EXCESS REFUGE AREA | TOTAL BUA |
|---|---|---|---|---|---|---|
| GROUND FLR. | 0.00 | | | 0.00 | | 0.00 |
| 1ST FLR. | 381.66 | 54.83 | | 326.83 | | 326.83 |
| 2ND FLR. | 381.66 | 54.83 | | 326.83 | | 326.83 |
| 3RD FLR. | 381.66 | 54.83 | | 326.83 | | 326.83 |
| 4TH FLR. | 381.66 | 54.83 | | 326.83 | | 326.83 |
| 5TH FLR. | 381.66 | 54.83 | | 326.83 | | 326.83 |
| 6TH FLR. | 391.48 | 54.83 | | 336.65 | | 336.65 |
| 7TH FLR. | 391.48 | 54.83 | | 336.65 | | 336.65 |
| 8TH FLR. | 401.03 | 54.83 | 83.70 | 262.50 | 0.00 | 262.50 |
| 9TH FLR. | 401.01 | 54.82 | | 346.19 | | 346.19 |
| TOTAL AREA | 4841.91 | 659.03 | 83.70 | 3899.18 | 0.00 | 2916.14 |

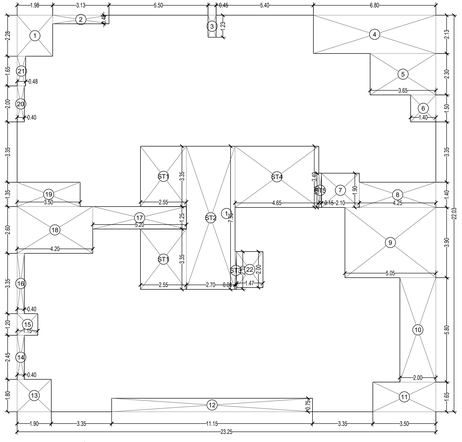

LINE AREA DIAGRAM
6TH & 7TH FLOOR
SCALE:- 1:100 (TOWER - 4 )

BUILT UP AREA CALCULATION

| 6TH & 7TH FLOOR | | | | | | | | | |
|---|---|---|---|---|---|---|---|---|---|
| 1 | 23.25 | X | 22.03 | X | 1 NO | = | 512.20 | SQ.MT. | |
| | | | | | TOTAL ADDITION | = | 512.20 | SQ.MT. | X |

DEDUCTIONS

| | | | | | | | | | |
|---|---|---|---|---|---|---|---|---|---|
| 1 | 1.98 | X | 2.28 | X | 1 NO | = | 4.51 | SQ.MT. | |
| 2 | 3.13 | X | 0.48 | X | 1 NO | = | 1.50 | SQ.MT. | |
| 3 | 0.45 | X | 1.23 | X | 1 NO | = | 0.55 | SQ.MT. | |
| 4 | 6.80 | X | 2.13 | X | 1 NO | = | 14.48 | SQ.MT. | |
| 5 | 3.65 | X | 2.30 | X | 1 NO | = | 8.40 | SQ.MT. | |
| 6 | 1.40 | X | 1.50 | X | 1 NO | = | 2.10 | SQ.MT. | |
| 7 | 2.10 | X | 1.90 | X | 1 NO | = | 3.99 | SQ.MT. | |
| 8 | 4.25 | X | 1.40 | X | 1 NO | = | 5.95 | SQ.MT. | |
| 9 | 5.05 | X | 3.90 | X | 1 NO | = | 19.70 | SQ.MT. | |
| 10 | 2.00 | X | 5.80 | X | 1 NO | = | 11.60 | SQ.MT. | |
| 11 | 3.50 | X | 1.65 | X | 1 NO | = | 5.78 | SQ.MT. | |
| 12 | 11.15 | X | 0.75 | X | 1 NO | = | 8.36 | SQ.MT. | |
| 13 | 1.90 | X | 1.80 | X | 1 NO | = | 3.42 | SQ.MT. | |
| 14 | 0.40 | X | 2.45 | X | 1 NO | = | 0.98 | SQ.MT. | |
| 15 | 1.15 | X | 1.20 | X | 1 NO | = | 1.38 | SQ.MT. | |
| 16 | 0.40 | X | 3.35 | X | 1 NO | = | 1.34 | SQ.MT. | |
| 17 | 5.20 | X | 1.25 | X | 1 NO | = | 6.50 | SQ.MT. | |
| 18 | 4.20 | X | 2.60 | X | 1 NO | = | 10.92 | SQ.MT. | |
| 19 | 3.50 | X | 1.35 | X | 1 NO | = | 4.73 | SQ.MT. | |
| 20 | 0.40 | X | 2.00 | X | 1 NO | = | 0.80 | SQ.MT. | |
| 21 | 0.48 | X | 1.65 | X | 1 NO | = | 0.79 | SQ.MT. | |
| 22 | 1.47 | X | 2.00 | X | 1 NO | = | 2.94 | SQ.MT. | |
| | | | | | TOTAL DEDUCTION | = | 120.72 | SQ.MT. | Y1 |
| TOTAL BUILT UP AREA [X - Y1] | | | | | | = | 391.48 | SQ.MT. | X1 |

STAIRCASE AREA CALCULATION

| TYPICAL FLOOR | | | | | | | | | |
|---|---|---|---|---|---|---|---|---|---|
| ST1 | 2.55 | X | 3.35 | X | 2 NOS | = | 17.09 | SQ.MT. | |
| ST2 | 2.70 | X | 7.95 | X | 1 NO | = | 21.47 | SQ.MT. | |
| ST3 | 0.08 | X | 2.10 | X | 1 NO | = | 0.17 | SQ.MT. | |
| ST4 | 4.65 | X | 3.40 | X | 1 NO | = | 15.81 | SQ.MT. | |
| ST5 | 0.15 | X | 1.90 | X | 1 NO | = | 0.29 | SQ.MT. | |
| TOTAL STAIRCASE AREA PER FL. (TYPICAL FLOOR) | | | | | | = | 54.83 | SQ.MT. | Y2 |

| | | | |
|---|---|---|---|
| NET BUILT UP AREA [X1 - Y2] | = | 336.65 | SQ.MT. |

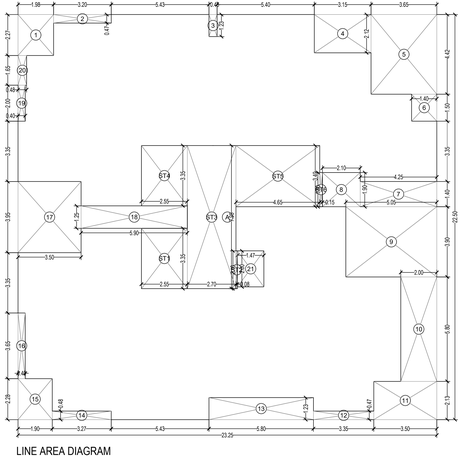

LINE AREA DIAGRAM
9TH FLOOR
SCALE:- 1:100 (TOWER - 4 )

BUILT UP AREA CALCULATION

| 9TH FLOOR | | | | | | | | | |
|---|---|---|---|---|---|---|---|---|---|
| A | 23.25 | X | 22.50 | X | 1 NO | = | 523.13 | SQ.MT. | |
| | | | | | TOTAL ADDITION | = | 523.13 | SQ.MT. | X |

DEDUCTIONS

| | | | | | | | | | |
|---|---|---|---|---|---|---|---|---|---|
| 1 | 1.98 | X | 2.28 | X | 1 NO | = | 4.51 | SQ.MT. | |
| 2 | 3.20 | X | 0.48 | X | 1 NO | = | 1.54 | SQ.MT. | |
| 3 | 0.45 | X | 1.23 | X | 1 NO | = | 0.55 | SQ.MT. | |
| 4 | 3.15 | X | 2.13 | X | 1 NO | = | 6.71 | SQ.MT. | |
| 5 | 3.65 | X | 4.43 | X | 1 NO | = | 16.17 | SQ.MT. | |
| 6 | 1.40 | X | 1.50 | X | 1 NO | = | 2.10 | SQ.MT. | |
| 7 | 4.25 | X | 1.40 | X | 1 NO | = | 5.95 | SQ.MT. | |
| 8 | 2.10 | X | 1.90 | X | 1 NO | = | 3.99 | SQ.MT. | |
| 9 | 5.05 | X | 3.90 | X | 1 NO | = | 19.70 | SQ.MT. | |
| 10 | 2.00 | X | 5.80 | X | 1 NO | = | 11.60 | SQ.MT. | |
| 11 | 3.50 | X | 2.13 | X | 1 NO | = | 7.46 | SQ.MT. | |
| 12 | 3.35 | X | 0.48 | X | 1 NO | = | 1.61 | SQ.MT. | |
| 13 | 5.80 | X | 1.23 | X | 1 NO | = | 7.13 | SQ.MT. | |
| 14 | 3.28 | X | 0.48 | X | 1 NO | = | 1.57 | SQ.MT. | |
| 15 | 1.90 | X | 2.28 | X | 1 NO | = | 4.33 | SQ.MT. | |
| 16 | 0.40 | X | 3.65 | X | 1 NO | = | 1.46 | SQ.MT. | |
| 17 | 3.50 | X | 3.95 | X | 1 NO | = | 13.83 | SQ.MT. | |
| 18 | 5.90 | X | 1.25 | X | 1 NO | = | 7.38 | SQ.MT. | |
| 19 | 0.40 | X | 2.00 | X | 1 NO | = | 0.80 | SQ.MT. | |
| 20 | 0.48 | X | 1.65 | X | 1 NO | = | 0.79 | SQ.MT. | |
| 21 | 1.47 | X | 2.00 | X | 1 NO | = | 2.94 | SQ.MT. | |
| | | | | | TOTAL DEDUCTION | = | 122.12 | SQ.MT. | Y1 |
| TOTAL BUILT UP AREA [X - Y1] | | | | | | = | 401.01 | SQ.MT. | X1 |

STAIRCASE AREA CALCULATION

| TYPICAL FLOOR | | | | | | | | | |
|---|---|---|---|---|---|---|---|---|---|
| ST1 | 2.55 | X | 3.35 | X | 1 NO | = | 8.54 | SQ.MT. | |
| ST2 | 0.08 | X | 2.10 | X | 1 NO | = | 0.17 | SQ.MT. | |
| ST3 | 2.70 | X | 7.95 | X | 1 NO | = | 21.47 | SQ.MT. | |
| ST4 | 2.55 | X | 3.35 | X | 1 NO | = | 8.54 | SQ.MT. | |
| ST5 | 4.65 | X | 3.40 | X | 1 NO | = | 15.81 | SQ.MT. | |
| ST6 | 0.15 | X | 1.90 | X | 1 NO | = | 0.29 | SQ.MT. | |
| TOTAL STAIRCASE AREA PER FL. (TYPICAL FLOOR) | | | | | | = | 54.82 | SQ.MT. | Y2 |

| | | | |
|---|---|---|---|
| NET BUILT UP AREA [X1 - Y2] | = | 346.19 | SQ.MT. |

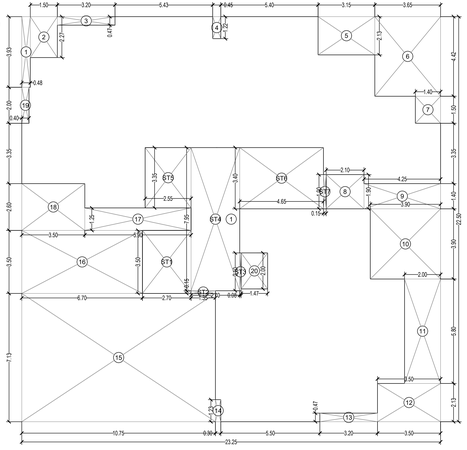

LINE AREA DIAGRAM
12TH FLOOR
SCALE:- 1:100 (TOWER - 4 )

BUILT UP AREA CALCULATION

| 12TH FLOOR | | | | | | | | | |
|---|---|---|---|---|---|---|---|---|---|
| 1 | 23.25 | X | 22.50 | X | 1 NO | = | 523.13 | SQ.MT. | |
| | | | | | TOTAL ADDITION | = | 523.13 | SQ.MT. | X |

DEDUCTIONS

| | | | | | | | | | |
|---|---|---|---|---|---|---|---|---|---|
| 1 | 0.48 | X | 3.93 | X | 1 NO | = | 1.89 | SQ.MT. | |
| 2 | 1.50 | X | 2.28 | X | 1 NO | = | 3.42 | SQ.MT. | |
| 3 | 3.20 | X | 0.48 | X | 1 NO | = | 1.54 | SQ.MT. | |
| 4 | 0.45 | X | 1.23 | X | 1 NO | = | 0.55 | SQ.MT. | |
| 5 | 3.15 | X | 2.13 | X | 1 NO | = | 6.71 | SQ.MT. | |
| 6 | 3.65 | X | 4.43 | X | 1 NO | = | 16.17 | SQ.MT. | |
| 7 | 1.40 | X | 1.50 | X | 1 NO | = | 2.10 | SQ.MT. | |
| 8 | 2.10 | X | 1.90 | X | 1 NO | = | 3.99 | SQ.MT. | |
| 9 | 4.25 | X | 1.40 | X | 1 NO | = | 5.95 | SQ.MT. | |
| 10 | 3.90 | X | 3.90 | X | 1 NO | = | 15.21 | SQ.MT. | |
| 11 | 2.00 | X | 5.80 | X | 1 NO | = | 11.60 | SQ.MT. | |
| 12 | 3.50 | X | 2.13 | X | 1 NO | = | 7.46 | SQ.MT. | |
| 13 | 3.20 | X | 0.48 | X | 1 NO | = | 1.54 | SQ.MT. | |
| 14 | 0.30 | X | 1.23 | X | 1 NO | = | 0.37 | SQ.MT. | |
| 15 | 10.75 | X | 7.13 | X | 1 NO | = | 76.65 | SQ.MT. | |
| 16 | 6.70 | X | 3.50 | X | 1 NO | = | 23.45 | SQ.MT. | |
| 17 | 5.90 | X | 1.25 | X | 1 NO | = | 7.38 | SQ.MT. | |
| 18 | 3.50 | X | 2.60 | X | 1 NO | = | 9.10 | SQ.MT. | |
| 19 | 0.40 | X | 2.00 | X | 1 NO | = | 0.80 | SQ.MT. | |
| 20 | 1.47 | X | 2.00 | X | 1 NO | = | 2.94 | SQ.MT. | |
| | | | | | TOTAL DEDUCTION | = | 198.82 | SQ.MT. | Y1 |
| TOTAL BUILT UP AREA [X - Y1] | | | | | | = | 324.31 | SQ.MT. | X1 |

STAIRCASE AREA CALCULATION

| TYPICAL FLOOR | | | | | | | | | |
|---|---|---|---|---|---|---|---|---|---|
| ST1 | 2.70 | X | 3.50 | X | 1 NO | = | 9.45 | SQ.MT. | |
| ST2 | 1.35 | X | 0.15 | X | 1 NO | = | 0.20 | SQ.MT. | |
| ST3 | 0.08 | X | 2.10 | X | 1 NO | = | 0.17 | SQ.MT. | |
| ST4 | 2.70 | X | 7.95 | X | 1 NO | = | 21.47 | SQ.MT. | |
| ST5 | 2.55 | X | 3.35 | X | 1 NO | = | 8.54 | SQ.MT. | |
| ST6 | 4.65 | X | 3.40 | X | 1 NO | = | 15.81 | SQ.MT. | |
| ST7 | 0.15 | X | 1.90 | X | 1 NO | = | 0.29 | SQ.MT. | |
| TOTAL STAIRCASE AREA PER FL. (TYPICAL FLOOR) | | | | | | = | 55.93 | SQ.MT. | Y2 |

| | | | |
|---|---|---|---|
| NET BUILT UP AREA [X1 - Y2] | = | 268.38 | SQ.MT. |

Issue on 23.01.2023

UDAY MANOHARRA O MAHAJAN
EXECUTIVE ENGINEER
BUILDING PROPOSAL (K)

MUKESH BHASKAR GODSE
Sub Engg.(H/WS)

SHAIKH ASIF MUSA
Asst. Engg.(K/E)

Pawar Ameet Ganpatrao
ARCHITECT/LS
AMEET PAWAR CA/2004/34543

SACHIN HARISHCHANDRA GUNJAL
Digitally signed by SACHIN HARISHCHANDRA GUNJAL
Date: 2023.01.19 10:28:43 +05'30'
OWNER/DEVELOPER

Shevade Shrikrishna Purushottam
PMC

# PROFORMA 'B'

CONTENTS OF SHEET

TYPICAL FLOOR LINE AREA DIAGRAMS

DESCRIPTION OF PROPOSAL

PROPOSED REDEVELOPMENT ON LAND BEARING ON CTS NO. 460/A & 460/B OF VILLAGE MAROL, ANDHERI (EAST), IN K/E WARD.

NAME OF OWNER

M/s. Atharv Infra LLP. C.A. to Owner Chandrashekhar C.H.S. Ltd.

NAME, ADDRESS & SIGNATURE OF ARCHITECT

aaker architects
GROUND FLOOR, SATYANARAYAN PRASAD-COMMERCIAL CENTRE,DAYALDAS ROAD, VILE PARLE (E), MUMBAI- 400 057.
Ph.-022-2612 9933/ 44 /00 66.
www.aakararchitect.org

| NORTH | DRAWN BY | JOB. NO. | PATH:- |
|---|---|---|---|
| | MONAL | 1102 | Y:\ASHISH\Western\Jogeshwari BMC\Job. No. 1102 - Chandrashekhar CHS - Andheri\02. Bmc. drawing\ 01.B.M.C. PROPOSAL\02. F.s.i. 2\06.06.22 |

# P-9910/2021/(460)/K/E/WARD/GUNDAVALI (TOWER - 5) 14/19

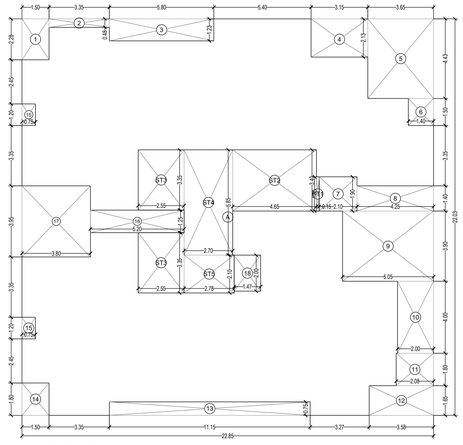

LINE AREA DIAGRAM
1ST TO 5TH FLOOR
SCALE:- 1:100 (TOWER - 5 )

BUILT UP AREA CALCULATION (TOWER - 5 )

| 1ST TO 5TH FLOOR | | | | | | | | | |
|---|---|---|---|---|---|---|---|---|---|
| A | 22.85 | X | 22.03 | X | 1 NO | = | 503.39 | SQ.MT. | |
| | | | | | TOTAL ADDITION | = | 503.39 | SQ.MT. | X |

DEDUCTIONS

| | | | | | | | | | |
|---|---|---|---|---|---|---|---|---|---|
| 1 | 1.50 | X | 2.28 | X | 1 NO | = | 3.42 | SQ.MT. | |
| 2 | 3.35 | X | 0.48 | X | 1 NO | = | 1.61 | SQ.MT. | |
| 3 | 5.80 | X | 1.23 | X | 1 NO | = | 7.13 | SQ.MT. | |
| 4 | 3.15 | X | 2.13 | X | 1 NO | = | 6.71 | SQ.MT. | |
| 5 | 3.65 | X | 4.43 | X | 1 NO | = | 16.17 | SQ.MT. | |
| 6 | 1.40 | X | 1.50 | X | 1 NO | = | 2.10 | SQ.MT. | |
| 7 | 2.10 | X | 1.90 | X | 1 NO | = | 3.99 | SQ.MT. | |
| 8 | 4.25 | X | 1.40 | X | 1 NO | = | 5.95 | SQ.MT. | |
| 9 | 5.05 | X | 3.90 | X | 1 NO | = | 19.70 | SQ.MT. | |
| 10 | 2.00 | X | 4.00 | X | 1 NO | = | 8.00 | SQ.MT. | |
| 11 | 2.08 | X | 1.80 | X | 1 NO | = | 3.74 | SQ.MT. | |
| 12 | 3.58 | X | 1.65 | X | 1 NO | = | 5.91 | SQ.MT. | |
| 13 | 11.15 | X | 0.75 | X | 1 NO | = | 8.36 | SQ.MT. | |
| 14 | 1.50 | X | 1.80 | X | 1 NO | = | 2.70 | SQ.MT. | |
| 15 | 0.75 | X | 1.20 | X | 2 NOS | = | 1.80 | SQ.MT. | |
| 16 | 5.20 | X | 1.25 | X | 1 NO | = | 6.50 | SQ.MT. | |
| 17 | 3.80 | X | 3.95 | X | 1 NO | = | 15.01 | SQ.MT. | |
| 18 | 1.47 | X | 2.00 | X | 1 NO | = | 2.94 | SQ.MT. | |
| | | | | | TOTAL DEDUCTION | = | 121.74 | SQ.MT. | Y1 |
| TOTAL BUILT UP AREA [X - Y1] | | | | | | = | 381.65 | SQ.MT. | X1 |

STAIRCASE AREA CALCULATION

| TYPICAL FLOOR | | | | | | | | | |
|---|---|---|---|---|---|---|---|---|---|
| ST1 | 0.15 | X | 1.90 | X | 1 NO | = | 0.29 | SQ.MT. | |
| ST2 | 4.65 | X | 3.40 | X | 1 NO | = | 15.81 | SQ.MT. | |
| ST3 | 2.55 | X | 3.35 | X | 2 NOS | = | 17.09 | SQ.MT. | |
| ST4 | 2.70 | X | 5.85 | X | 1 NO | = | 15.80 | SQ.MT. | |
| ST5 | 2.78 | X | 2.10 | X | 1 NO | = | 5.84 | SQ.MT. | |
| TOTAL STAIRCASE AREA PER FL. (TYPICAL FLOOR) | | | | | | = | 54.83 | SQ.MT. | Y2 |

| | | | |
|---|---|---|---|
| NET BUILT UP AREA [X1 - Y2] | = | 326.82 | SQ.MT. |

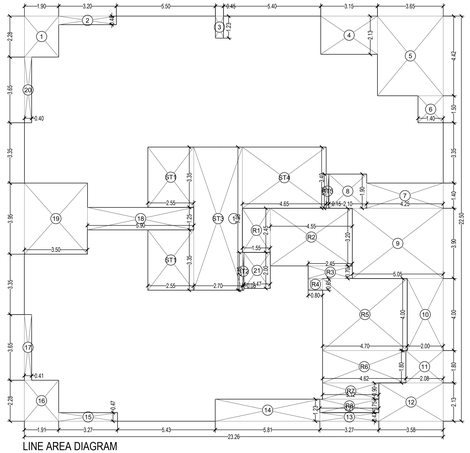

LINE AREA DIAGRAM
8TH REFUGE FLOOR
SCALE:- 1:100 (TOWER - 5 )

BUILT UP AREA CALCULATION (TOWER - 5 )

| 8TH REFUGE FLOOR | | | | | | | | | |
|---|---|---|---|---|---|---|---|---|---|
| 1 | 23.26 | X | 22.50 | X | 1 NO | = | 523.35 | SQ.MT. | |
| | | | | | TOTAL ADDITION | = | 523.35 | SQ.MT. | X |

DEDUCTIONS

| | | | | | | | | | |
|---|---|---|---|---|---|---|---|---|---|
| 1 | 1.90 | X | 2.28 | X | 1 NO | = | 4.33 | SQ.MT. | |
| 2 | 3.20 | X | 0.48 | X | 1 NO | = | 1.54 | SQ.MT. | |
| 3 | 0.45 | X | 1.23 | X | 1 NO | = | 0.55 | SQ.MT. | |
| 4 | 3.15 | X | 2.13 | X | 1 NO | = | 6.71 | SQ.MT. | |
| 5 | 3.65 | X | 4.43 | X | 1 NO | = | 16.17 | SQ.MT. | |
| 6 | 1.40 | X | 1.50 | X | 1 NO | = | 2.10 | SQ.MT. | |
| 7 | 4.25 | X | 1.40 | X | 1 NO | = | 5.95 | SQ.MT. | |
| 8 | 2.10 | X | 1.90 | X | 1 NO | = | 3.99 | SQ.MT. | |
| 9 | 5.05 | X | 3.90 | X | 1 NO | = | 19.70 | SQ.MT. | |
| 10 | 2.00 | X | 4.00 | X | 1 NO | = | 8.00 | SQ.MT. | |
| 11 | 2.08 | X | 1.80 | X | 1 NO | = | 3.74 | SQ.MT. | |
| 12 | 3.58 | X | 2.13 | X | 1 NO | = | 7.63 | SQ.MT. | |
| 13 | 3.28 | X | 0.48 | X | 1 NO | = | 1.57 | SQ.MT. | |
| 14 | 5.81 | X | 1.23 | X | 1 NO | = | 7.15 | SQ.MT. | |
| 15 | 3.27 | X | 0.48 | X | 1 NO | = | 1.57 | SQ.MT. | |
| 16 | 1.91 | X | 2.28 | X | 1 NO | = | 4.35 | SQ.MT. | |
| 17 | 0.41 | X | 3.65 | X | 1 NO | = | 1.50 | SQ.MT. | |
| 18 | 5.90 | X | 1.25 | X | 1 NO | = | 7.38 | SQ.MT. | |
| 19 | 3.50 | X | 3.95 | X | 1 NO | = | 13.83 | SQ.MT. | |
| 20 | 0.40 | X | 3.65 | X | 1 NO | = | 1.46 | SQ.MT. | |
| 21 | 1.47 | X | 2.00 | X | 1 NO | = | 2.94 | SQ.MT. | |
| | | | | | TOTAL DEDUCTION | = | 122.16 | SQ.MT. | Y1 |
| TOTAL BUILT UP AREA [X - Y1] | | | | | | = | 401.19 | SQ.MT. | X1 |

REFUGE AREA CALCULATION

| TYPICAL FLOOR | | | | | | | | | |
|---|---|---|---|---|---|---|---|---|---|
| R1 | 1.55 | X | 2.45 | X | 1 NO | = | 3.80 | SQ.MT. | |
| R2 | 4.55 | X | 3.20 | X | 1 NO | = | 14.56 | SQ.MT. | |
| R3 | 2.45 | X | 0.70 | X | 1 NO | = | 1.72 | SQ.MT. | |
| R4 | 0.80 | X | 0.65 | X | 1 NO | = | 0.52 | SQ.MT. | |
| R5 | 4.70 | X | 4.00 | X | 1 NO | = | 18.80 | SQ.MT. | |
| R6 | 4.63 | X | 1.80 | X | 1 NO | = | 8.33 | SQ.MT. | |
| R7 | 3.13 | X | 0.90 | X | 1 NO | = | 2.82 | SQ.MT. | |
| R8 | 3.28 | X | 0.75 | X | 1 NO | = | 2.46 | SQ.MT. | |
| TOTAL REFUGE AREA | | | | | | = | 53.01 | SQ.MT. | Y2 |

STAIRCASE AREA CALCULATION

| TYPICAL FLOOR | | | | | | | | | |
|---|---|---|---|---|---|---|---|---|---|
| ST1 | 2.55 | X | 3.35 | X | 2 NOS | = | 17.09 | SQ.MT. | |
| ST2 | 0.08 | X | 2.10 | X | 1 NO | = | 0.17 | SQ.MT. | |
| ST3 | 2.70 | X | 7.95 | X | 1 NO | = | 21.47 | SQ.MT. | |
| ST4 | 4.65 | X | 3.40 | X | 1 NO | = | 15.81 | SQ.MT. | |
| ST5 | 0.15 | X | 1.90 | X | 1 NO | = | 0.29 | SQ.MT. | |
| TOTAL STAIRCASE AREA PER FL. (TYPICAL FLOOR) | | | | | | = | 54.83 | SQ.MT. | Y3 |

| | | | |
|---|---|---|---|
| NET BUILT UP AREA [X1 - (Y2+Y3)] | = | 293.35 | SQ.MT. |

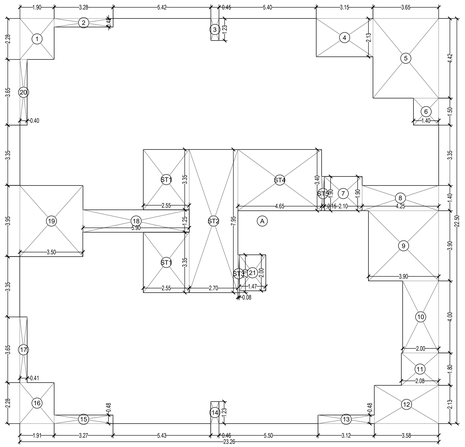

LINE AREA DIAGRAM
11TH FLOOR
SCALE:- 1:100 (TOWER - 5 )

BUILT UP AREA CALCULATION (TOWER - 5 )

| 11TH FLOOR | | | | | | | | | |
|---|---|---|---|---|---|---|---|---|---|
| A | 23.26 | X | 22.50 | X | 1 NO | = | 523.35 | SQ.MT. | |
| | | | | | TOTAL ADDITION | = | 523.35 | SQ.MT. | X |

DEDUCTIONS

| | | | | | | | | | |
|---|---|---|---|---|---|---|---|---|---|
| 1 | 1.90 | X | 2.28 | X | 1 NO | = | 4.33 | SQ.MT. | |
| 2 | 3.28 | X | 0.48 | X | 1 NO | = | 1.57 | SQ.MT. | |
| 3 | 0.45 | X | 1.23 | X | 1 NO | = | 0.55 | SQ.MT. | |
| 4 | 3.15 | X | 2.13 | X | 1 NO | = | 6.71 | SQ.MT. | |
| 5 | 3.65 | X | 4.43 | X | 1 NO | = | 16.17 | SQ.MT. | |
| 6 | 1.40 | X | 1.50 | X | 1 NO | = | 2.10 | SQ.MT. | |
| 7 | 2.10 | X | 1.90 | X | 1 NO | = | 3.99 | SQ.MT. | |
| 8 | 4.25 | X | 1.40 | X | 1 NO | = | 5.95 | SQ.MT. | |
| 9 | 3.90 | X | 3.90 | X | 1 NO | = | 15.21 | SQ.MT. | |
| 10 | 2.00 | X | 4.00 | X | 1 NO | = | 8.00 | SQ.MT. | |
| 11 | 2.08 | X | 1.80 | X | 1 NO | = | 3.74 | SQ.MT. | |
| 12 | 3.58 | X | 2.13 | X | 1 NO | = | 7.63 | SQ.MT. | |
| 13 | 3.13 | X | 0.48 | X | 1 NO | = | 1.50 | SQ.MT. | |
| 14 | 0.46 | X | 1.23 | X | 1 NO | = | 0.57 | SQ.MT. | |
| 15 | 3.27 | X | 0.48 | X | 1 NO | = | 1.57 | SQ.MT. | |
| 16 | 1.91 | X | 2.28 | X | 1 NO | = | 4.35 | SQ.MT. | |
| 17 | 0.41 | X | 3.65 | X | 1 NO | = | 1.50 | SQ.MT. | |
| 18 | 5.90 | X | 1.25 | X | 1 NO | = | 7.38 | SQ.MT. | |
| 19 | 3.50 | X | 3.95 | X | 1 NO | = | 13.83 | SQ.MT. | |
| 20 | 0.40 | X | 3.65 | X | 1 NO | = | 1.46 | SQ.MT. | |
| 21 | 1.47 | X | 2.00 | X | 1 NO | = | 2.94 | SQ.MT. | |
| | | | | | TOTAL DEDUCTION | = | 111.05 | SQ.MT. | Y1 |
| TOTAL BUILT UP AREA [X - Y1] | | | | | | = | 412.30 | SQ.MT. | X1 |

STAIRCASE AREA CALCULATION

| TYPICAL FLOOR | | | | | | | | | |
|---|---|---|---|---|---|---|---|---|---|
| ST1 | 2.55 | X | 3.35 | X | 2 NOS | = | 17.09 | SQ.MT. | |
| ST2 | 2.70 | X | 7.95 | X | 1 NO | = | 21.47 | SQ.MT. | |
| ST3 | 0.08 | X | 2.10 | X | 1 NO | = | 0.17 | SQ.MT. | |
| ST4 | 4.65 | X | 3.40 | X | 1 NO | = | 15.81 | SQ.MT. | |
| ST5 | 0.15 | X | 1.90 | X | 1 NO | = | 0.29 | SQ.MT. | |
| TOTAL STAIRCASE AREA PER FL. (TYPICAL FLOOR) | | | | | | = | 54.83 | SQ.MT. | Y2 |

| | | | |
|---|---|---|---|
| NET BUILT UP AREA [X1 - Y2] | = | 357.47 | SQ.MT. |

REFUGE AREA STATEMENT FOR 8TH FLOOR FOR TOWER 4 & 5

REFUGE AREA REQUIRED = 4% ON 8TH FLOOR
8TH FLOOR AREA = 555.85 X 4% = 22.23 SQ.MT.
9TH FLOOR AREA = 692.52 X 4% = 27.70 SQ.MT.
10TH FLOOR AREA = 346.33 X 4% = 13.85 SQ.MT.

| | | | |
|---|---|---|---|
| REFUGE AREA REQUIRED ON 8TH FLOOR | = | 63.78 | SQ.MT. |
| REFUGE AREA PROPOSED ON 8TH FLOOR | = | 136.93 | SQ.MT. |
| EXCESS AREA COUNTED IN F.S.I. (136.93 - 67.77 ) | = | 69.16 | SQ.MT. |

REFUGE AREA ALLOWED TO BE EXCEEDED UP TO MAX. LIMIT OF 4 25%
(AS PER DCPR 2034 (DCPR NO.48)(a)(x))

REFUGE AREA = 1594.70 X 4.25 % = 67.77 SQ.MT.

BUA SUMMARY FOR TOWER -5 (RESIDENTIAL)

| FLOOR | GROSS BUA | LESS - ST.LIFT & LOBBY | LESS - REFUGE AREA | NET BUA | ADD EXCESS REFUGE AREA | TOTAL BUA |
|---|---|---|---|---|---|---|
| GROUND FLR. | 0.00 | | | 0.00 | | 0.00 |
| 1ST FLR. | 381.65 | 54.83 | | 326.82 | | 326.82 |
| 2ND FLR. | 381.65 | 54.83 | | 326.82 | | 326.82 |
| 3RD FLR. | 381.65 | 54.83 | | 326.82 | | 326.82 |
| 4TH FLR. | 381.65 | 54.83 | | 326.82 | | 326.82 |
| 5TH FLR. | 381.65 | 54.83 | | 326.82 | | 326.82 |
| 6TH FLR. | 391.45 | 54.83 | | 336.62 | | 336.62 |
| 7TH FLR. | 391.45 | 54.83 | | 336.62 | | 336.62 |
| 8TH FLR. | 401.19 | 54.83 | 53.01 | 293.35 | 69.16 | 362.51 |
| 9TH FLR. | 401.16 | 54.83 | | 346.33 | | 346.33 |
| 10TH FLR. | 401.16 | 54.83 | | 346.33 | | 346.33 |
| TOTAL AREA | 3894.66 | 548.30 | 53.01 | 3293.35 | 69.16 | 3362.51 |

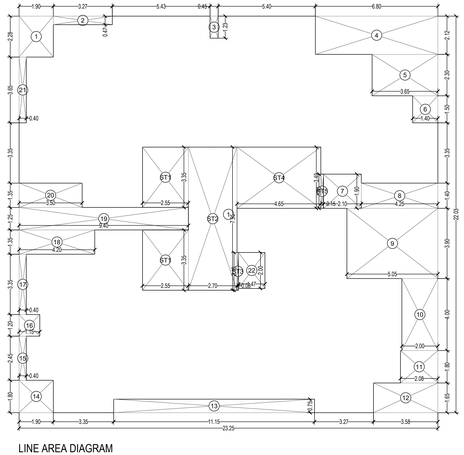

LINE AREA DIAGRAM
6TH & 7TH FLOOR
SCALE:- 1:100 (TOWER - 5 )

BUILT UP AREA CALCULATION (TOWER - 5 )

| 6TH & 7TH FLOOR | | | | | | | | | |
|---|---|---|---|---|---|---|---|---|---|
| 1 | 23.25 | X | 22.03 | X | 1 NO | = | 512.20 | SQ.MT. | |
| | | | | | TOTAL ADDITION | = | 512.20 | SQ.MT. | X |

DEDUCTIONS

| | | | | | | | | | |
|---|---|---|---|---|---|---|---|---|---|
| 1 | 1.90 | X | 2.28 | X | 1 NO | = | 4.33 | SQ.MT. | |
| 2 | 3.28 | X | 0.48 | X | 1 NO | = | 1.57 | SQ.MT. | |
| 3 | 0.45 | X | 1.23 | X | 1 NO | = | 0.55 | SQ.MT. | |
| 4 | 6.80 | X | 2.13 | X | 1 NO | = | 14.48 | SQ.MT. | |
| 5 | 3.65 | X | 2.30 | X | 1 NO | = | 8.40 | SQ.MT. | |
| 6 | 1.40 | X | 1.50 | X | 1 NO | = | 2.10 | SQ.MT. | |
| 7 | 2.10 | X | 1.90 | X | 1 NO | = | 3.99 | SQ.MT. | |
| 8 | 4.25 | X | 1.40 | X | 1 NO | = | 5.95 | SQ.MT. | |
| 9 | 5.05 | X | 3.90 | X | 1 NO | = | 19.70 | SQ.MT. | |
| 10 | 2.00 | X | 4.00 | X | 1 NO | = | 8.00 | SQ.MT. | |
| 11 | 2.08 | X | 1.80 | X | 1 NO | = | 3.74 | SQ.MT. | |
| 12 | 3.58 | X | 1.65 | X | 1 NO | = | 5.91 | SQ.MT. | |
| 13 | 11.15 | X | 0.75 | X | 1 NO | = | 8.36 | SQ.MT. | |
| 14 | 1.90 | X | 1.80 | X | 1 NO | = | 3.42 | SQ.MT. | |
| 15 | 0.40 | X | 2.45 | X | 1 NO | = | 0.98 | SQ.MT. | |
| 16 | 1.15 | X | 1.20 | X | 1 NO | = | 1.38 | SQ.MT. | |
| 17 | 0.40 | X | 3.35 | X | 1 NO | = | 1.34 | SQ.MT. | |
| 18 | 4.20 | X | 1.35 | X | 1 NO | = | 5.67 | SQ.MT. | |
| 19 | 9.40 | X | 1.25 | X | 1 NO | = | 11.75 | SQ.MT. | |
| 20 | 3.50 | X | 1.35 | X | 1 NO | = | 4.73 | SQ.MT. | |
| 21 | 0.40 | X | 3.65 | X | 1 NO | = | 1.46 | SQ.MT. | |
| 22 | 1.47 | X | 2.00 | X | 1 NO | = | 2.94 | SQ.MT. | |
| | | | | | TOTAL DEDUCTION | = | 120.75 | SQ.MT. | Y1 |
| TOTAL BUILT UP AREA [X - Y1] | | | | | | = | 391.45 | SQ.MT. | X1 |

STAIRCASE AREA CALCULATION

| TYPICAL FLOOR | | | | | | | | | |
|---|---|---|---|---|---|---|---|---|---|
| ST1 | 2.55 | X | 3.35 | X | 2 NOS | = | 17.09 | SQ.MT. | |
| ST2 | 2.70 | X | 7.95 | X | 1 NO | = | 21.47 | SQ.MT. | |
| ST3 | 0.08 | X | 2.10 | X | 1 NO | = | 0.17 | SQ.MT. | |
| ST4 | 4.65 | X | 3.40 | X | 1 NO | = | 15.81 | SQ.MT. | |
| ST5 | 0.15 | X | 1.90 | X | 1 NO | = | 0.29 | SQ.MT. | |
| TOTAL STAIRCASE AREA PER FL. (TYPICAL FLOOR) | | | | | | = | 54.83 | SQ.MT. | Y2 |

| | | | |
|---|---|---|---|
| NET BUILT UP AREA [X1 - Y2] | = | 336.62 | SQ.MT. |

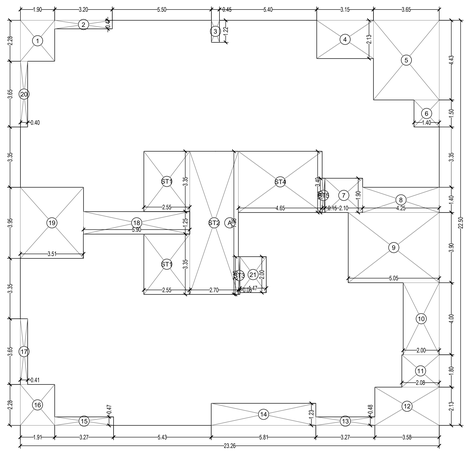

LINE AREA DIAGRAM
9TH & 10TH FLOOR
SCALE:- 1:100 (TOWER - 5 )

BUILT UP AREA CALCULATION (TOWER - 5 )

| 9TH & 10TH FLOOR | | | | | | | | | |
|---|---|---|---|---|---|---|---|---|---|
| A | 23.26 | X | 22.50 | X | 1 NO | = | 523.35 | SQ.MT. | |
| | | | | | TOTAL ADDITION | = | 523.35 | SQ.MT. | X |

DEDUCTIONS

| | | | | | | | | | |
|---|---|---|---|---|---|---|---|---|---|
| 1 | 1.90 | X | 2.28 | X | 1 NO | = | 4.33 | SQ.MT. | |
| 2 | 3.20 | X | 0.48 | X | 1 NO | = | 1.54 | SQ.MT. | |
| 3 | 0.45 | X | 1.23 | X | 1 NO | = | 0.55 | SQ.MT. | |
| 4 | 3.15 | X | 2.13 | X | 1 NO | = | 6.71 | SQ.MT. | |
| 5 | 3.65 | X | 4.43 | X | 1 NO | = | 16.17 | SQ.MT. | |
| 6 | 1.40 | X | 1.50 | X | 1 NO | = | 2.10 | SQ.MT. | |
| 7 | 2.10 | X | 1.90 | X | 1 NO | = | 3.99 | SQ.MT. | |
| 8 | 4.25 | X | 1.40 | X | 1 NO | = | 5.95 | SQ.MT. | |
| 9 | 5.05 | X | 3.90 | X | 1 NO | = | 19.70 | SQ.MT. | |
| 10 | 2.00 | X | 4.00 | X | 1 NO | = | 8.00 | SQ.MT. | |
| 11 | 2.08 | X | 1.80 | X | 1 NO | = | 3.74 | SQ.MT. | |
| 12 | 3.58 | X | 2.13 | X | 1 NO | = | 7.63 | SQ.MT. | |
| 13 | 3.28 | X | 0.48 | X | 1 NO | = | 1.57 | SQ.MT. | |
| 14 | 5.81 | X | 1.23 | X | 1 NO | = | 7.15 | SQ.MT. | |
| 15 | 3.27 | X | 0.48 | X | 1 NO | = | 1.57 | SQ.MT. | |
| 16 | 1.91 | X | 2.28 | X | 1 NO | = | 4.35 | SQ.MT. | |
| 17 | 0.41 | X | 3.65 | X | 1 NO | = | 1.50 | SQ.MT. | |
| 18 | 5.90 | X | 1.25 | X | 1 NO | = | 7.38 | SQ.MT. | |
| 19 | 3.51 | X | 3.95 | X | 1 NO | = | 13.86 | SQ.MT. | |
| 20 | 0.40 | X | 3.65 | X | 1 NO | = | 1.46 | SQ.MT. | |
| 21 | 1.47 | X | 2.00 | X | 1 NO | = | 2.94 | SQ.MT. | |
| | | | | | TOTAL DEDUCTION | = | 122.19 | SQ.MT. | Y1 |
| TOTAL BUILT UP AREA [X - Y1] | | | | | | = | 401.16 | SQ.MT. | X1 |

STAIRCASE AREA CALCULATION

| TYPICAL FLOOR | | | | | | | | | |
|---|---|---|---|---|---|---|---|---|---|
| ST1 | 2.55 | X | 3.35 | X | 2 NOS | = | 17.09 | SQ.MT. | |
| ST2 | 2.70 | X | 7.95 | X | 1 NO | = | 21.47 | SQ.MT. | |
| ST3 | 0.08 | X | 2.10 | X | 1 NO | = | 0.17 | SQ.MT. | |
| ST4 | 4.65 | X | 3.40 | X | 1 NO | = | 15.81 | SQ.MT. | |
| ST5 | 0.15 | X | 1.90 | X | 1 NO | = | 0.29 | SQ.MT. | |
| TOTAL STAIRCASE AREA PER FL. (TYPICAL FLOOR) | | | | | | = | 54.83 | SQ.MT. | Y2 |

| | | | |
|---|---|---|---|
| NET BUILT UP AREA [X1 - Y2] | = | 346.33 | SQ.MT. |

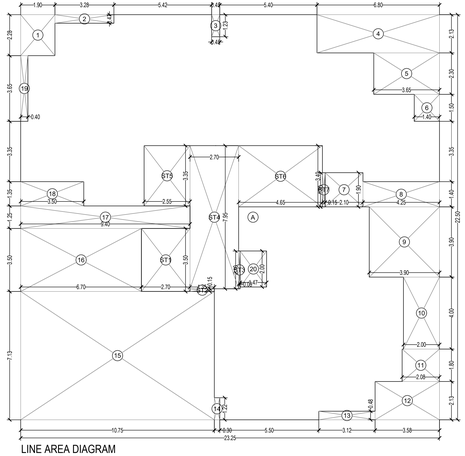

LINE AREA DIAGRAM
12TH FLOOR
SCALE:- 1:100 (TOWER - 5 )

BUILT UP AREA CALCULATION (TOWER - 5 )

| 12TH FLOOR | | | | | | | | | |
|---|---|---|---|---|---|---|---|---|---|
| A | 23.25 | X | 22.50 | X | 1 NO | = | 523.13 | SQ.MT. | |
| | | | | | TOTAL ADDITION | = | 523.13 | SQ.MT. | X |

DEDUCTIONS

| | | | | | | | | | |
|---|---|---|---|---|---|---|---|---|---|
| 1 | 1.90 | X | 2.28 | X | 1 NO | = | 4.33 | SQ.MT. | |
| 2 | 3.28 | X | 0.48 | X | 1 NO | = | 1.57 | SQ.MT. | |
| 3 | 0.45 | X | 1.23 | X | 1 NO | = | 0.55 | SQ.MT. | |
| 4 | 6.80 | X | 2.13 | X | 1 NO | = | 14.48 | SQ.MT. | |
| 5 | 3.65 | X | 2.30 | X | 1 NO | = | 8.40 | SQ.MT. | |
| 6 | 1.40 | X | 1.50 | X | 1 NO | = | 2.10 | SQ.MT. | |
| 7 | 2.10 | X | 1.90 | X | 1 NO | = | 3.99 | SQ.MT. | |
| 8 | 4.25 | X | 1.40 | X | 1 NO | = | 5.95 | SQ.MT. | |
| 9 | 3.90 | X | 3.90 | X | 1 NO | = | 15.21 | SQ.MT. | |
| 10 | 2.00 | X | 4.00 | X | 1 NO | = | 8.00 | SQ.MT. | |
| 11 | 2.08 | X | 1.80 | X | 1 NO | = | 3.74 | SQ.MT. | |
| 12 | 3.58 | X | 2.13 | X | 1 NO | = | 7.63 | SQ.MT. | |
| 13 | 3.13 | X | 0.48 | X | 1 NO | = | 1.50 | SQ.MT. | |
| 14 | 0.30 | X | 1.23 | X | 1 NO | = | 0.37 | SQ.MT. | |
| 15 | 10.75 | X | 7.13 | X | 1 NO | = | 76.65 | SQ.MT. | |
| 16 | 6.70 | X | 3.50 | X | 1 NO | = | 23.45 | SQ.MT. | |
| 17 | 9.40 | X | 1.25 | X | 1 NO | = | 11.75 | SQ.MT. | |
| 18 | 3.50 | X | 1.35 | X | 1 NO | = | 4.73 | SQ.MT. | |
| 19 | 0.40 | X | 3.65 | X | 1 NO | = | 1.46 | SQ.MT. | |
| 20 | 1.47 | X | 2.00 | X | 1 NO | = | 2.94 | SQ.MT. | |
| | | | | | TOTAL DEDUCTION | = | 198.80 | SQ.MT. | Y1 |
| TOTAL BUILT UP AREA [X - Y1] | | | | | | = | 324.33 | SQ.MT. | X1 |

STAIRCASE AREA CALCULATION

| TYPICAL FLOOR | | | | | | | | | |
|---|---|---|---|---|---|---|---|---|---|
| ST1 | 2.70 | X | 3.50 | X | 1 NO | = | 9.45 | SQ.MT. | |
| ST2 | 1.35 | X | 0.15 | X | 1 NO | = | 0.20 | SQ.MT. | |
| ST3 | 0.08 | X | 2.10 | X | 1 NO | = | 0.17 | SQ.MT. | |
| ST4 | 2.70 | X | 7.95 | X | 1 NO | = | 21.47 | SQ.MT. | |
| ST5 | 2.55 | X | 3.35 | X | 1 NO | = | 8.54 | SQ.MT. | |
| ST6 | 4.65 | X | 3.40 | X | 1 NO | = | 15.81 | SQ.MT. | |
| ST7 | 0.15 | X | 1.90 | X | 1 NO | = | 0.29 | SQ.MT. | |
| TOTAL STAIRCASE AREA PER FL. (TYPICAL FLOOR) | | | | | | = | 55.93 | SQ.MT. | Y2 |

| | | | |
|---|---|---|---|
| NET BUILT UP AREA [X1 - Y2] | = | 268.40 | SQ.MT. |

Issue on 23.01.2023

UDAY MANOHARRAO MAHAJAN
EXECUTIVE ENGINEER
BUILDING PROPOSAL (K)

MUKESH BHASKAR GODSE
Sub Engg.(H/WS)

SHAIKH ASIF MUSA
Asst. Engg.(K/E)

Pawar Ameet Ganpatrao
ARCHITECT/LS
AMEET PAWAR CA/2004/34543

SACHIN HARISHCHANDRA GUNJAL
Digitally signed by SACHIN HARISHCHANDRA GUNJAL
Date: 2023.01.19 10:29:30 +05'30'
OWNER/DEVELOPER

Shevade Shrikrishna Purushottam
PMC

# PROFORMA 'B'

CONTENTS OF SHEET

TYPICAL FLOOR LINE AREA DIAGRAMS

DESCRIPTION OF PROPOSAL

PROPOSED REDEVELOPMENT ON LAND BEARING ON CTS NO. 460/A & 460/B OF VILLAGE MAROL, ANDHERI (EAST), IN K/E WARD.

NAME OF OWNER

M/s. Atharv Infra LLP. C.A. to Owner Chandrashekhar C.H.S. Ltd.

NAME, ADDRESS & SIGNATURE OF ARCHITECT

aaker
GROUND FLOOR, SATYANARAYAN PRASAD-COMMERCIAL CENTRE, DAYALDAS ROAD, VILE PARLE (E), MUMBAI- 400 057.
Ph.-022-2612 5933/ 44 /02 /66.
www.aakerarchitect.org

| NORTH | DRAWN BY | JOB. NO. | PATH:- |
|---|---|---|---|
| | MONAL | 1102 | Y:\ASHISH\Western\Jogeshwari BMC\Job. No. 1102 - Chandrashekhar CHS - Andheri\02. Bmc. drawing\ 01.B.M.C. PROPOSAL\02. F.s.i. 2\06.06.22 |

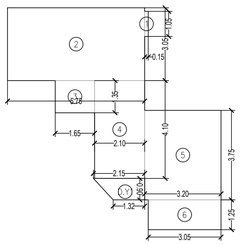

## FLAT NO - 1
## RERA CARPET LINE AREA DIAGRAM
## 1ST TO 11TH FLOOR
SCALE:- 1:100 (TOWER - 1 )

RERA CARPET AREA CALCULATION

| FLAT NO - 4 1ST TO 11TH FLOOR | | | | | | | | TOTAL NO -11 | |
|---|---|---|---|---|---|---|---|---|---|
| 1 | 0.15 | X | 1.05 | X | 1 NO | = | 0.16 | SQ.MT. | |
| 2 | 5.75 | X | 3.05 | X | 1 NO | = | 17.54 | SQ.MT. | |
| 3 | 1.65 | X | 1.35 | X | 1 NO | = | 2.23 | SQ.MT. | |
| 4 | 2.10 | X | 4.10 | X | 1 NO | = | 8.61 | SQ.MT. | |
| 5 | 3.20 | X | 3.75 | X | 1 NO | = | 12.00 | SQ.MT. | |
| 6 | 3.05 | X | 1.25 | X | 1 NO | = | 3.81 | SQ.MT. | |
| | | | | | TOTAL ADDITION | = | 44.35 | SQ.MT. | X |
| D.Y1 | ( 2.15 + 1.32 ) / 2 | | X | 0.90 | X 1 NO | = | 1.56 | SQ.MT. | |
| | | | | | TOTAL ADDITION | = | 45.91 | SQ.MT. | X |

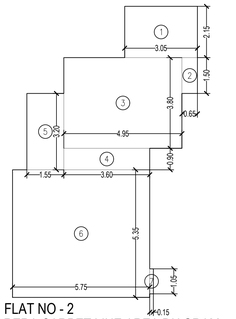

## FLAT NO - 2
## RERA CARPET LINE AREA DIAGRAM
## 1ST TO 11TH FLOOR
SCALE:- 1:100 (TOWER - 1 )

RERA CARPET AREA CALCULATION

| FLAT NO - 2 1ST TO 11TH FLOOR | | | | | | | | TOTAL NO 11 | |
|---|---|---|---|---|---|---|---|---|---|
| 1 | 3.05 | X | 2.15 | X | 1 NO | = | 6.56 | SQ.MT. | |
| 2 | 0.65 | X | 1.50 | X | 1 NO | = | 0.98 | SQ.MT. | |
| 3 | 4.95 | X | 3.80 | X | 1 NO | = | 18.81 | SQ.MT. | |
| 4 | 3.60 | X | 0.90 | X | 1 NO | = | 3.24 | SQ.MT. | |
| 5 | 1.55 | X | 3.20 | X | 1 NO | = | 4.96 | SQ.MT. | |
| 6 | 5.75 | X | 5.35 | X | 1 NO | = | 30.76 | SQ.MT. | |
| 7 | 0.15 | X | 1.05 | X | 1 NO | = | 0.16 | SQ.MT. | |
| | | | | | TOTAL ADDITION | = | 65.47 | SQ.MT. | X |

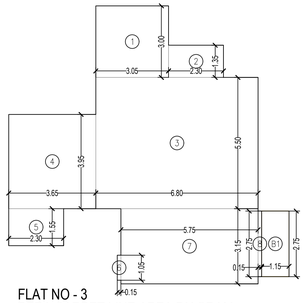

## FLAT NO - 3
## RERA CARPET LINE AREA DIAGRAM
## 5TH TO 7TH,9TH & 10TH FLOOR
SCALE:- 1:100 (TOWER - 1 )

RERA CARPET AREA CALCULATION

| FLAT NO - 3 5TH TO 7TH,9TH & 10TH FLOOR | | | | | | | | TOTAL NO 5 | |
|---|---|---|---|---|---|---|---|---|---|
| 1 | 3.05 | X | 3.00 | X | 1 NO | = | 9.15 | SQ.MT. | |
| 2 | 2.30 | X | 1.35 | X | 1 NO | = | 3.11 | SQ.MT. | |
| 3 | 6.80 | X | 5.50 | X | 1 NO | = | 37.40 | SQ.MT. | |
| 4 | 3.65 | X | 3.95 | X | 1 NO | = | 14.42 | SQ.MT. | |
| 5 | 2.30 | X | 1.55 | X | 1 NO | = | 3.57 | SQ.MT. | |
| 6 | 0.15 | X | 1.05 | X | 1 NO | = | 0.16 | SQ.MT. | |
| 7 | 5.75 | X | 3.15 | X | 1 NO | = | 18.11 | SQ.MT. | |
| 8 | 0.15 | X | 2.75 | X | 1 NO | = | 0.41 | SQ.MT. | |
| | | | | | TOTAL ADDITION | = | 86.33 | SQ.MT. | X |

| BALCONY AREA | | | | | | | | |
|---|---|---|---|---|---|---|---|---|
| B1 | 1.15 | X | 2.75 | X | 1 NO | = | 3.16 | SQ.MT. |
| | | | | | TOTAL ADDITION | = | 89.49 | SQ.MT. X |

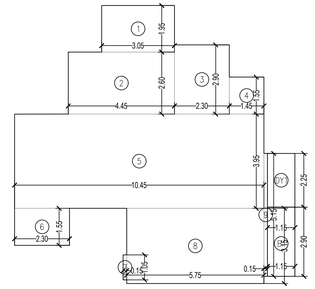

## FLAT NO - 3
## RERA CARPET LINE AREA DIAGRAM
## 11TH FLOOR
SCALE:- 1:100 (TOWER - 1 )

RERA CARPET AREA CALCULATION

| FLAT NO - 3 11TH FLOOR | | | | | | | | TOTAL NO 1 | |
|---|---|---|---|---|---|---|---|---|---|
| 1 | 3.05 | X | 1.95 | X | 1 NO | = | 5.95 | SQ.MT. | |
| 2 | 4.45 | X | 2.60 | X | 1 NO | = | 11.57 | SQ.MT. | |
| 3 | 2.30 | X | 2.90 | X | 1 NO | = | 6.67 | SQ.MT. | |
| 4 | 1.45 | X | 1.55 | X | 1 NO | = | 2.25 | SQ.MT. | |
| 5 | 10.45 | X | 3.95 | X | 1 NO | = | 41.28 | SQ.MT. | |
| 6 | 2.30 | X | 1.55 | X | 1 NO | = | 3.57 | SQ.MT. | |
| 7 | 0.15 | X | 1.05 | X | 1 NO | = | 0.16 | SQ.MT. | |
| 8 | 5.75 | X | 3.15 | X | 1 NO | = | 18.11 | SQ.MT. | |
| 9 | 0.15 | X | 5.15 | X | 1 NO | = | 0.77 | SQ.MT. | |
| | | | | | TOTAL ADDITION | = | 90.33 | SQ.MT. | X |

| BALCONY AREA | | | | | | | | |
|---|---|---|---|---|---|---|---|---|
| B1 | 1.15 | X | 2.90 | X | 1 NO | = | 3.34 | SQ.MT. |
| DY1 | 1.15 | X | 2.25 | X | 1 NO | = | 2.59 | SQ.MT. |
| | | | | | TOTAL ADDITION | = | 96.26 | SQ.MT. X |

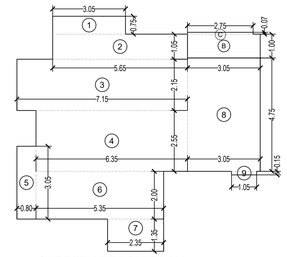

## CARPET AREA DIAGRAM
FLAT NO.- 1 ( 1ST TO 5TH FLOOR) TOWER-2
SCALE:- 1:100

CARPET AREA CALCULATION TOWER -2 — FLAT NO -1

| 1ST TO 5TH FLOOR | | | | | | | | 5 NOS. | |
|---|---|---|---|---|---|---|---|---|---|
| 1 | 3.05 | X | 0.75 | X | 1 NO | = | 2.29 | SQ.MT. | |
| 2 | 5.65 | X | 1.05 | X | 1 NO | = | 5.93 | SQ.MT. | |
| 3 | 7.15 | X | 2.15 | X | 1 NO | = | 15.37 | SQ.MT. | |
| 4 | 6.35 | X | 2.55 | X | 1 NO | = | 16.19 | SQ.MT. | |
| 5 | 0.80 | X | 3.05 | X | 1 NO | = | 2.44 | SQ.MT. | |
| 6 | 5.35 | X | 2.00 | X | 1 NO | = | 10.70 | SQ.MT. | |
| 7 | 2.35 | X | 1.35 | X | 1 NO | = | 3.17 | SQ.MT. | |
| 8 | 3.05 | X | 4.75 | X | 1 NO | = | 14.49 | SQ.MT. | |
| 9 | 1.05 | X | 0.15 | X | 1 NO | = | 0.16 | SQ.MT. | |
| B | 3.05 | X | 1.00 | X | 1 NO | = | 3.05 | SQ.MT. | |
| C | 2.75 | X | 0.07 | X | 1 NO | = | 0.19 | SQ.MT. | |
| | | | | | TOTAL ADDITION | = | 73.98 | SQ.MT. | X |

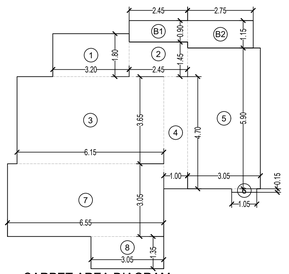

## CARPET AREA DIAGRAM
FLAT NO.- 1 ( 6TH, 7TH & 9TH TO TO 12TH FLOOR) TOWER-2
SCALE:- 1:100

CARPET AREA CALCULATION TOWER -2 — FLAT NO -1

| 6TH, 7TH & 9TH TO 12TH FLOOR | | | | | | | | 6 NOS. | |
|---|---|---|---|---|---|---|---|---|---|
| 1 | 3.20 | X | 1.80 | X | 1 NO | = | 5.76 | SQ.MT. | |
| 2 | 2.45 | X | 1.45 | X | 1 NO | = | 3.55 | SQ.MT. | |
| 3 | 6.15 | X | 3.65 | X | 1 NO | = | 22.45 | SQ.MT. | |
| 4 | 1.00 | X | 4.70 | X | 1 NO | = | 4.70 | SQ.MT. | |
| 5 | 3.05 | X | 5.90 | X | 1 NO | = | 18.00 | SQ.MT. | |
| 6 | 1.05 | X | 0.15 | X | 1 NO | = | 0.16 | SQ.MT. | |
| 7 | 6.55 | X | 3.05 | X | 1 NO | = | 19.98 | SQ.MT. | |
| 8 | 3.05 | X | 1.35 | X | 1 NO | = | 4.12 | SQ.MT. | |
| B1 | 2.45 | X | 0.90 | X | 1 NO | = | 2.21 | SQ.MT. | |
| B2 | 2.75 | X | 1.15 | X | 1 NO | = | 3.16 | SQ.MT. | |
| | | | | | TOTAL ADDITION | = | 84.09 | SQ.MT. | X |

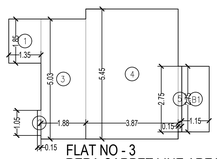

## FLAT NO - 3
## RERA CARPET LINE AREA DIAGRAM
## 8TH FLOOR
SCALE:- 1:100 (TOWER - 1 )

RERA CARPET AREA CALCULATION

| FLAT NO - 3 8TH FLOOR | | | | | | | | TOTAL NO 1 | |
|---|---|---|---|---|---|---|---|---|---|
| 1 | 1.85 | X | 1.35 | X | 1 NO | = | 2.50 | SQ.MT. | |
| 2 | 1.05 | X | 0.15 | X | 1 NO | = | 0.16 | SQ.MT. | |
| 3 | 5.03 | X | 1.88 | X | 1 NO | = | 9.46 | SQ.MT. | |
| 4 | 5.45 | X | 3.87 | X | 1 NO | = | 21.09 | SQ.MT. | |
| 5 | 2.75 | X | 0.15 | X | 1 NO | = | 0.41 | SQ.MT. | |
| | | | | | TOTAL ADDITION | = | 33.62 | SQ.MT. | X |

| BALCONY AREA | | | | | | | | |
|---|---|---|---|---|---|---|---|---|
| 6 | 2.75 | X | 1.15 | X | 1 NO | = | 3.16 | SQ.MT. |
| | | | | | TOTAL ADDITION | = | 36.78 | SQ.MT. X |

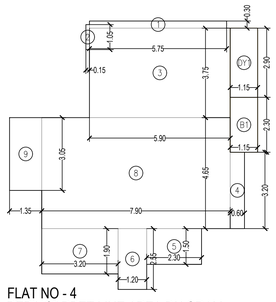

## FLAT NO - 4
## RERA CARPET LINE AREA DIAGRAM
## 5th TO 11TH FLOOR
SCALE:- 1:100 (TOWER - 1 )

RERA CARPET AREA CALCULATION

| FLAT NO - 4 5TH TO 11TH FLOOR | | | | | | | | TOTAL NO 7 | |
|---|---|---|---|---|---|---|---|---|---|
| 1 | 5.75 | X | 0.30 | X | 1 NO | = | 1.73 | SQ.MT. | |
| 2 | 0.15 | X | 1.05 | X | 1 NO | = | 0.16 | SQ.MT. | |
| 3 | 5.90 | X | 3.75 | X | 1 NO | = | 22.13 | SQ.MT. | |
| 4 | 0.60 | X | 3.20 | X | 1 NO | = | 1.92 | SQ.MT. | |
| 5 | 2.30 | X | 1.50 | X | 1 NO | = | 3.45 | SQ.MT. | |
| 6 | 1.20 | X | 2.55 | X | 1 NO | = | 3.06 | SQ.MT. | |
| 7 | 3.20 | X | 1.90 | X | 1 NO | = | 6.08 | SQ.MT. | |
| 8 | 7.90 | X | 4.65 | X | 1 NO | = | 36.74 | SQ.MT. | |
| 9 | 1.35 | X | 3.05 | X | 1 NO | = | 4.12 | SQ.MT. | |
| | | | | | TOTAL ADDITION | = | 79.39 | SQ.MT. | X |

| BALCONY AREA | | | | | | | | |
|---|---|---|---|---|---|---|---|---|
| DY1 | 1.15 | X | 2.90 | X | 1 NO | = | 3.34 | SQ.MT. |
| B1 | 1.15 | X | 2.30 | X | 1 NO | = | 2.65 | SQ.MT. |
| | | | | | TOTAL ADDITION | = | 85.38 | SQ.MT. X |

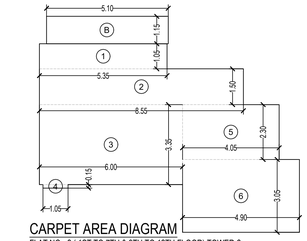

## CARPET AREA DIAGRAM
FLAT NO.- 2 ( 1ST TO 7TH & 9TH TO 12TH FLOOR) TOWER-2
SCALE:- 1:100

CARPET AREA CALCULATION TOWER -2 — FLAT NO -2

| 1ST TO 7TH & 9TH TO 12TH FLOOR | | | | | | | | 11 NOS. | |
|---|---|---|---|---|---|---|---|---|---|
| 1 | 5.35 | X | 1.05 | X | 1 NO | = | 5.62 | SQ.MT. | |
| 2 | 8.55 | X | 1.50 | X | 1 NO | = | 12.83 | SQ.MT. | |
| 3 | 6.00 | X | 3.35 | X | 1 NO | = | 20.10 | SQ.MT. | |
| 4 | 1.05 | X | 0.15 | X | 1 NO | = | 0.16 | SQ.MT. | |
| 5 | 4.05 | X | 2.30 | X | 1 NO | = | 9.31 | SQ.MT. | |
| 6 | 4.90 | X | 3.05 | X | 1 NO | = | 14.95 | SQ.MT. | |
| B | 5.10 | X | 1.15 | X | 1 NO | = | 5.86 | SQ.MT. | |
| | | | | | TOTAL ADDITION | = | 68.83 | SQ.MT. | X |

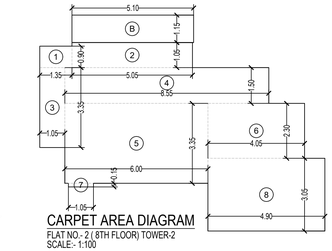

## CARPET AREA DIAGRAM
FLAT NO.- 2 ( 8TH FLOOR) TOWER-2
SCALE:- 1:100

CARPET AREA CALCULATION TOWER -2 — FLAT NO -2

| 8TH FLOOR | | | | | | | | 01 NOS. | |
|---|---|---|---|---|---|---|---|---|---|
| 1 | 1.35 | X | 0.90 | X | 1 NO | = | 1.22 | SQ.MT. | |
| 2 | 5.05 | X | 1.05 | X | 1 NO | = | 5.30 | SQ.MT. | |
| 3 | 1.05 | X | 3.35 | X | 1 NO | = | 3.52 | SQ.MT. | |
| 4 | 8.55 | X | 1.50 | X | 1 NO | = | 12.83 | SQ.MT. | |
| 5 | 6.00 | X | 3.35 | X | 1 NO | = | 20.10 | SQ.MT. | |
| 6 | 4.05 | X | 2.30 | X | 1 NO | = | 9.31 | SQ.MT. | |
| 7 | 1.05 | X | 0.15 | X | 1 NO | = | 0.16 | SQ.MT. | |
| 8 | 4.90 | X | 3.05 | X | 1 NO | = | 14.95 | SQ.MT. | |
| B | 5.10 | X | 1.15 | X | 1 NO | = | 5.86 | SQ.MT. | |
| | | | | | TOTAL ADDITION | = | 73.25 | SQ.MT. | X |

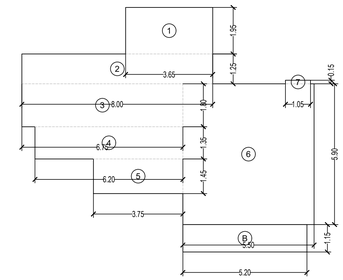

## CARPET AREA DIAGRAM
FLAT NO.- 4 ( 7TH TO 11TH FLOOR) TOWER-2
SCALE:- 1:100

CARPET AREA CALCULATION TOWER -2 — FLAT NO -4

| 7TH TO 11TH FLOOR | | | | | | | | 05 NOS. | |
|---|---|---|---|---|---|---|---|---|---|
| 1 | 3.65 | X | 1.95 | X | 1 NO | = | 7.12 | SQ.MT. | |
| 2 | 8.00 | X | 1.25 | X | 1 NO | = | 10.00 | SQ.MT. | |
| 3 | 6.75 | X | 1.80 | X | 1 NO | = | 12.15 | SQ.MT. | |
| 4 | 6.20 | X | 1.35 | X | 1 NO | = | 8.37 | SQ.MT. | |
| 5 | 3.75 | X | 1.45 | X | 1 NO | = | 5.44 | SQ.MT. | |
| 6 | 5.50 | X | 5.90 | X | 1 NO | = | 32.45 | SQ.MT. | |
| 7 | 1.05 | X | 0.15 | X | 1 NO | = | 0.16 | SQ.MT. | |
| B | 5.20 | X | 1.15 | X | 1 NO | = | 5.98 | SQ.MT. | |
| | | | | | TOTAL ADDITION | = | 81.67 | SQ.MT. | X |

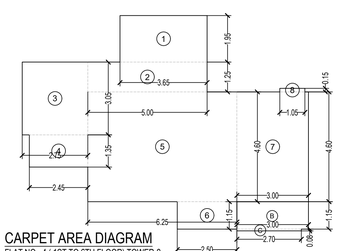

## CARPET AREA DIAGRAM
FLAT NO.- 4 ( 1ST TO 6TH FLOOR) TOWER-2
SCALE:- 1:100

CARPET AREA CALCULATION TOWER -2 — FLAT NO -4

| 1ST TO 6TH FLOOR | | | | | | | | 06 NOS. | |
|---|---|---|---|---|---|---|---|---|---|
| 1 | 3.65 | X | 1.95 | X | 1 NO | = | 7.12 | SQ.MT. | |
| 2 | 5.00 | X | 1.25 | X | 1 NO | = | 6.25 | SQ.MT. | |
| 3 | 2.75 | X | 3.05 | X | 1 NO | = | 8.39 | SQ.MT. | |
| 4 | 2.45 | X | 1.35 | X | 1 NO | = | 3.31 | SQ.MT. | |
| 5 | 6.25 | X | 4.60 | X | 1 NO | = | 28.75 | SQ.MT. | |
| 6 | 2.50 | X | 1.15 | X | 1 NO | = | 2.88 | SQ.MT. | |
| 7 | 3.00 | X | 4.60 | X | 1 NO | = | 13.80 | SQ.MT. | |
| 8 | 1.05 | X | 0.15 | X | 1 NO | = | 0.16 | SQ.MT. | |
| B | 3.00 | X | 1.15 | X | 1 NO | = | 3.45 | SQ.MT. | |
| C | 2.70 | X | 0.08 | X | 1 NO | = | 0.22 | SQ.MT. | |
| | | | | | TOTAL ADDITION | = | 74.33 | SQ.MT. | X |

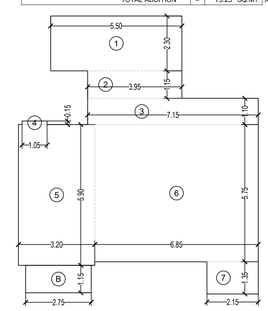

## CARPET AREA DIAGRAM
FLAT NO.- 3 ( 1ST TO 12TH FLOOR) TOWER-2
SCALE:- 1:100

CARPET AREA CALCULATION TOWER -2 — FLAT NO -3

| 1ST TO 12TH FLOOR | | | | | | | | 12 NOS. | |
|---|---|---|---|---|---|---|---|---|---|
| 1 | 5.50 | X | 2.30 | X | 1 NO | = | 12.65 | SQ.MT. | |
| 2 | 3.95 | X | 1.15 | X | 1 NO | = | 4.54 | SQ.MT. | |
| 3 | 7.15 | X | 1.10 | X | 1 NO | = | 7.87 | SQ.MT. | |
| 4 | 1.05 | X | 0.15 | X | 1 NO | = | 0.16 | SQ.MT. | |
| 5 | 3.20 | X | 5.90 | X | 1 NO | = | 18.88 | SQ.MT. | |
| 6 | 6.85 | X | 5.75 | X | 1 NO | = | 39.39 | SQ.MT. | |
| 7 | 2.15 | X | 1.35 | X | 1 NO | = | 2.90 | SQ.MT. | |
| B | 2.75 | X | 1.15 | X | 1 NO | = | 3.16 | SQ.MT. | |
| | | | | | TOTAL ADDITION | = | 89.55 | SQ.MT. | X |

Issue on 23.01.2023

UDAY MANOHARRAO MAHAJAN
Digitally signed by UDAY MANOHARRAO MAHAJAN
Dn: c=IN, o=MUNICIPAL CORPORATION OF GREATER MUMBAI, ou=BUILDING PROPOSAL, 2.5.4.20=4ffbee3b5b311738f8f3b6d25dfbe72 2.5.4.42=UDAY MANOHARRAO MAHAJAN, serialNumber=f80f0f0, st=Maharashtra, email=bpdept@mcgm.gov.in, 2.5.4.4=MAHAJAN, 2.5.4.5=8f0f0f0f0f0f0f0f0f0f0f0f0f0f0f0f0f0f0f0f0f0f0f0f0f0f0f, postalCode=400001, c=Maharashtra, 2.5.4.9=Building No.51 Municipal Corporation of Greater Mumbai Dr. Annexe Road Fort Mumbai, 2.5.4.3=UDAY MANOHARRAO MAHAJAN
Date: 2023.01.23 10:04:45 +05'30'

EXECUTIVE ENGINEER
BUILDING PROPOSAL (K)

MUKESH BHASKAR GODSE
Digitally signed by MUKESH BHASKAR GODSE
Dn: c=IN, o=MUNICIPAL CORPORATION OF GREATER MUMBAI, ou=BUILDING PROPOSAL, WESTERN SUBURBS, 2.5.4.20=f80f0f0f0f0f0f0f0f0f0f0f0f0f0f0f0f0f0f0f0f0f0f0f0f0f0f0f, 2.5.4.42=MUKESH BHASKAR GODSE, serialNumber=f80f0f0, st=Maharashtra, email=bpdept@mcgm.gov.in, 2.5.4.4=GODSE, 2.5.4.5=8f0f0f0f0f0f0f0f0f0f0f0f0f0f0f0f0f0f0f0f0f0f0f0f0f0f0f0f, postalCode=400080, c=Maharashtra, 2.5.4.9=Building No.51 Municipal Corporation of Greater Mumbai Dr. Annexe Road Fort Mumbai, 2.5.4.3=MUKESH BHASKAR GODSE
Date: 2023.01.23 10:03:45 +05'30'

Sub Engg.(H/WS)

SHAIKH ASIF MUSA
Digitally signed by SHAIKH ASIF MUSA
Dn: c=IN, o=BRIHANNMUMBAI MUNICIPAL CORPORATION, ou=BUILDING PROPOSAL, WESTERN SUBURBS, 2.5.4.20=f80f0f0f0f0f0f0f0f0f0f0f0f0f0f0f0f0f0f0f0f0f0f0f0f0f0f0f, 2.5.4.42=SHAIKH ASIF MUSA, serialNumber=f80f0f0, st=Maharashtra, email=bpdept@mcgm.gov.in, 2.5.4.4=MUSA, 2.5.4.5=8f0f0f0f0f0f0f0f0f0f0f0f0f0f0f0f0f0f0f0f0f0f0f0f0f0f0f0f, postalCode=400053, c=Maharashtra, 2.5.4.9=BUILDING NO 51 MUNICIPAL CORPORATION OF GREATER MUMBAI DR AMBEDKAR ANNEXE FORT MUMBAI, 2.5.4.3=SHAIKH ASIF MUSA
Date: 2023.01.23 10:01:00 +05'30'

Asst. Engg.(K/E)

Pawar Ameet Ganpatrao
Digitally signed by Pawar Ameet Ganpatrao
Dn: c=IN, o=Personal, 2.5.4.20=4b9f8ee78d4153267ba8e8d3d1b5d7c 2.5.4.42=Pawar Ameet Ganpatrao, 2.5.4.4=Ameet, 2.5.4.5=f8f0f0f0f0f0f0f0f0f0f0f0f0f0f0f0f0f0f0f0f0f0f0f0f0f0f0f0, postalCode=411001, st=Maharashtra, email=ameet.pawar.cfm@mahacfm.com, serialNumber=f8f0f0, 2.5.4.9=Flat No 1 Sai Ganesh Apartment Sangamner Nagar Sangamner Ahmednagar
Date: 2023.01.24 10:52:00 +05'30'

ARCHITECT/LS
AMEET PAWAR CA/2004/34543

SACHIN HARISHCHANDRA GUNJAL
Digitally signed by SACHIN HARISHCHANDRA GUNJAL
Date: 2023.01.19 10:30:06 +05'30'

OWNER/DEVELOPER

Shevade Shrikrishna Purushottam
Digitally signed by Shevade Shrikrishna Purushottam
Dn: c=IN, o=Personal, title=3006, pseudonym=d1f9b22322c18454704f21b1b0a7d7c2, serialNumber=f8f0f0, 2.5.4.20=948c2c2f4f8b0c2f4f8b0c2f4f8b0c2c, postalCode=400059, st=Maharashtra, email=shevadeassociates@gmail.com, 2.5.4.4=Shrikrishna, 2.5.4.5=f8f0f0f0f0f0f0f0f0f0f0f0f0f0f0f0f0f0f0f0f0f0f0f0f0f0f0f0f0, 2.5.4.42=Shrikrishna Purushottam Shevade, 2.5.4.9=Plot No 3 Sector 2 Sector No 2 Kharghar Navi Mumbai Raigad
Date: 2023.01.18 15:17:00 +05'30'

PMC

## PROFORMA 'B'

### CONTENTS OF SHEET
1ST & 2ND FLOOR PLAN

### DESCRIPTION OF PROPOSAL
PROPOSED REDEVELOPMENT ON LAND BEARING ON CTS NO. 460/A & 460/B OF VILLAGE MAROL, ANDHERI (EAST), IN K/E WARD.

### NAME OF OWNER
M/s. Atharv Infra LLP. C.A. to Owner Chandrashekhar C.H.S. Ltd.

### NAME, ADDRESS & SIGNATURE OF ARCHITECT
aakar ARCHITECTS&INTERIORS
GROUND FLOOR, SATYANARAYAN PRASAD-COMMERCIAL CENTRE. DAYALDAS ROAD, VILE PARLE (E). MUMBAI- 400 057.
Ph:-022-2612 9933/ 44/ 55/ 66.
www.aakararchitect.org

| NORTH | DRAWN BY | JOB. NO. | PATH:- |
|---|---|---|---|
| | MONAL | 1102 | Y:\ASHISH\Western\Jogeshwari BMC\Job. No. 1102 - Chandrashekhar CHS - Andheri\02. Bmc. drowing\ 01.B.M.C. PROPOSAL\02. F.s.i. 206.06.22 |

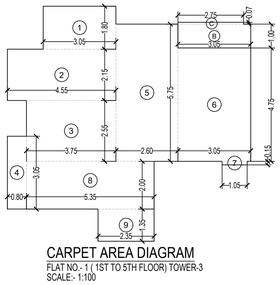

## CARPET AREA DIAGRAM
FLAT NO.- 1 ( 1ST TO 5TH FLOOR) TOWER-3
SCALE:- 1:100

CARPET AREA CALCULATION TOWER -3 — FLAT NO -1

| 1ST TO 5TH FLOOR | | | | | | | 05 NOS. |
|---|---|---|---|---|---|---|---|
| 1 | 3.05 | X | 1.80 | X | 1 NO | = | 5.49 SQ.MT. |
| 2 | 4.55 | X | 2.15 | X | 1 NO | = | 9.78 SQ.MT. |
| 3 | 3.75 | X | 2.55 | X | 1 NO | = | 9.56 SQ.MT. |
| 4 | 0.80 | X | 3.05 | X | 1 NO | = | 2.44 SQ.MT. |
| 5 | 2.60 | X | 5.75 | X | 1 NO | = | 14.95 SQ.MT. |
| 6 | 3.05 | X | 4.75 | X | 1 NO | = | 14.49 SQ.MT. |
| 7 | 1.05 | X | 0.15 | X | 1 NO | = | 0.16 SQ.MT. |
| 8 | 5.35 | X | 2.00 | X | 1 NO | = | 10.70 SQ.MT. |
| 9 | 2.35 | X | 1.35 | X | 1 NO | = | 3.17 SQ.MT. |
| B | 3.05 | X | 1.00 | X | 1 NO | = | 3.05 SQ.MT. |
| C | 2.75 | X | 0.07 | X | 1 NO | = | 0.19 SQ.MT. |
| | | | | | TOTAL ADDITION | = | 73.98 SQ.MT. X |

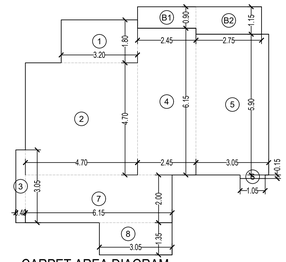

## CARPET AREA DIAGRAM
FLAT NO.- 1 ( 6TH TO 9TH FLOOR) TOWER-3
SCALE:- 1:100

CARPET AREA CALCULATION TOWER -3 — FLAT NO -1

| 6TH TO 9TH FLOOR | | | | | | | 04 NOS. |
|---|---|---|---|---|---|---|---|
| 1 | 3.20 | X | 1.80 | X | 1 NO | = | 5.76 SQ.MT. |
| 2 | 4.70 | X | 4.70 | X | 1 NO | = | 22.09 SQ.MT. |
| 3 | 0.40 | X | 3.05 | X | 1 NO | = | 1.22 SQ.MT. |
| 4 | 2.45 | X | 6.15 | X | 1 NO | = | 15.07 SQ.MT. |
| 5 | 3.05 | X | 5.90 | X | 1 NO | = | 18.00 SQ.MT. |
| 6 | 1.05 | X | 0.15 | X | 1 NO | = | 0.16 SQ.MT. |
| 7 | 6.15 | X | 2.00 | X | 1 NO | = | 12.30 SQ.MT. |
| 8 | 3.05 | X | 1.35 | X | 1 NO | = | 4.12 SQ.MT. |
| B1 | 2.45 | X | 0.90 | X | 1 NO | = | 2.21 SQ.MT. |
| B2 | 2.75 | X | 1.15 | X | 1 NO | = | 3.16 SQ.MT. |
| | | | | | TOTAL ADDITION | = | 84.09 SQ.MT. X |

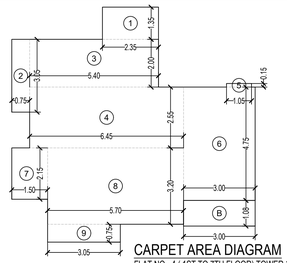

## CARPET AREA DIAGRAM
FLAT NO.- 4 ( 1ST TO 7TH FLOOR) TOWER-3
SCALE:- 1:100

CARPET AREA CALCULATION TOWER -3 — FLAT NO -4

| 1ST TO 7TH FLOOR | | | | | | | 07 NOS. |
|---|---|---|---|---|---|---|---|
| 1 | 2.35 | X | 1.35 | X | 1 NO | = | 3.17 SQ.MT. |
| 2 | 0.75 | X | 3.05 | X | 1 NO | = | 2.29 SQ.MT. |
| 3 | 5.40 | X | 2.00 | X | 1 NO | = | 10.80 SQ.MT. |
| 4 | 6.45 | X | 2.55 | X | 1 NO | = | 16.45 SQ.MT. |
| 5 | 1.05 | X | 0.15 | X | 1 NO | = | 0.16 SQ.MT. |
| 6 | 3.00 | X | 4.75 | X | 1 NO | = | 14.25 SQ.MT. |
| 7 | 1.50 | X | 2.15 | X | 1 NO | = | 3.22 SQ.MT. |
| 8 | 5.70 | X | 3.20 | X | 1 NO | = | 18.24 SQ.MT. |
| 9 | 3.05 | X | 0.75 | X | 1 NO | = | 2.29 SQ.MT. |
| B | 3.00 | X | 1.08 | X | 1 NO | = | 3.24 SQ.MT. |
| | | | | | TOTAL ADDITION | = | 74.11 SQ.MT. X |

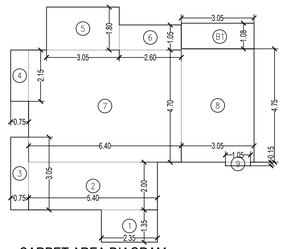

## CARPET AREA DIAGRAM
FLAT NO.- 1 ( 1ST TO 5TH FLOOR ) TOWER-4
SCALE:- 1:100

RERA CARPET AREA CALCULATION

| FLAT NO - 1<br>1ST TO 5TH FLOOR | | | | | | | TOTAL NO 5 |
|---|---|---|---|---|---|---|---|
| 1 | 2.35 | X | 1.35 | X | 1 NO | = | 3.17 SQ.MT. |
| 2 | 5.40 | X | 2.00 | X | 1 NO | = | 10.80 SQ.MT. |
| 3 | 0.75 | X | 3.05 | X | 1 NO | = | 2.29 SQ.MT. |
| 4 | 0.75 | X | 4.70 | X | 1 NO | = | 3.53 SQ.MT. |
| 5 | 1.05 | X | 0.15 | X | 1 NO | = | 0.16 SQ.MT. |
| 6 | 3.00 | X | 4.75 | X | 1 NO | = | 14.25 SQ.MT. |
| 7 | 1.50 | X | 2.15 | X | 1 NO | = | 3.22 SQ.MT. |
| 8 | 5.70 | X | 3.20 | X | 1 NO | = | 18.24 SQ.MT. |
| 9 | 3.05 | X | 0.75 | X | 1 NO | = | 2.29 SQ.MT. |
| | | | | | TOTAL ADDITION | = | 70.82 SQ.MT. X |

BALCONY AREA

| | | | | | | | |
|---|---|---|---|---|---|---|---|
| B1 | 3.05 | X | 1.08 | X | 1 NO | = | 3.29 SQ.MT. |
| | | | | | TOTAL ADDITION | = | 3.29 SQ.MT. |
| | | | | | TOTAL | = | 74.11 SQ.MT. |

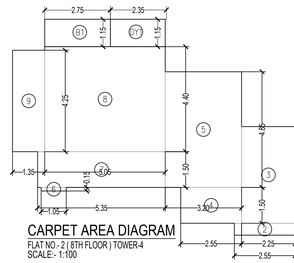

## CARPET AREA DIAGRAM
FLAT NO - 2 ( 8TH FLOOR ) TOWER-4
SCALE:- 1:100

RERA CARPET AREA CALCULATION

| FLAT NO - 1<br>8TH FLOOR | | | | | | | TOTAL NO 1 |
|---|---|---|---|---|---|---|---|
| 1 | 1.40 | X | 3.05 | X | 1 NO | = | 4.27 SQ.MT. |
| 2 | 2.55 | X | 0.50 | X | 1 NO | = | 1.28 SQ.MT. |
| 3 | 2.25 | X | 4.05 | X | 1 NO | = | 9.11 SQ.MT. |
| 4 | 2.55 | X | 1.50 | X | 1 NO | = | 3.83 SQ.MT. |
| 5 | 3.20 | X | 4.85 | X | 1 NO | = | 15.52 SQ.MT. |
| 6 | 1.05 | X | 0.15 | X | 1 NO | = | 0.16 SQ.MT. |
| 7 | 5.35 | X | 1.50 | X | 1 NO | = | 8.02 SQ.MT. |
| 8 | 5.05 | X | 4.40 | X | 1 NO | = | 22.22 SQ.MT. |
| 9 | 1.35 | X | 4.25 | X | 1 NO | = | 5.74 SQ.MT. |
| | | | | | TOTAL ADDITION | = | 70.15 SQ.MT. X |

BALCONY AREA

| | | | | | | | |
|---|---|---|---|---|---|---|---|
| B1 | 2.75 | X | 1.15 | X | 1 NO | = | 3.16 SQ.MT. |
| DY1 | 2.35 | X | 1.15 | X | 1 NO | = | 2.70 SQ.MT. |
| | | | | | TOTAL ADDITION | = | 5.86 SQ.MT. |
| | | | | | TOTAL | = | 76.01 SQ.MT. |

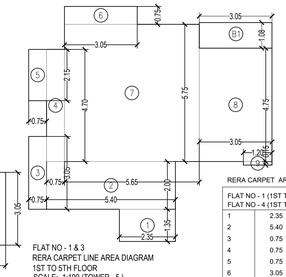

FLAT NO - 1 & 3
RERA CARPET LINE AREA DIAGRAM
1ST TO 5TH FLOOR
SCALE:- 1:100 (TOWER - 5 )

RERA CARPET AREA CALCULATION

| FLAT NO - 1 (1ST TO 5TH FLOOR )<br>FLAT NO - 4 (1ST TO 7TH FLOOR ) | | | | | | | TOTAL NO 5<br>TOTAL NO 7 |
|---|---|---|---|---|---|---|---|
| 1 | 2.35 | X | 1.35 | X | 1 NO | = | 3.17 SQ.MT. |
| 2 | 5.40 | X | 2.00 | X | 1 NO | = | 10.80 SQ.MT. |
| 3 | 0.75 | X | 3.05 | X | 1 NO | = | 2.29 SQ.MT. |
| 4 | 0.75 | X | 4.70 | X | 1 NO | = | 3.53 SQ.MT. |
| 5 | 0.75 | X | 2.15 | X | 1 NO | = | 1.61 SQ.MT. |
| 6 | 3.05 | X | 0.75 | X | 1 NO | = | 2.29 SQ.MT. |
| 7 | 5.65 | X | 5.75 | X | 1 NO | = | 32.49 SQ.MT. |
| 8 | 3.05 | X | 4.75 | X | 1 NO | = | 14.49 SQ.MT. |
| 9 | 1.20 | X | 0.15 | X | 1 NO | = | 0.18 SQ.MT. |
| | | | | | TOTAL ADDITION | = | 70.85 SQ.MT. X |

BALCONY AREA

| | | | | | | | |
|---|---|---|---|---|---|---|---|
| B1 | 3.05 | X | 1.08 | X | 1 NO | = | 3.29 SQ.MT. |
| | | | | | TOTAL ADDITION | = | 3.29 SQ.MT. |
| | | | | | TOTAL | = | 74.14 SQ.MT. |

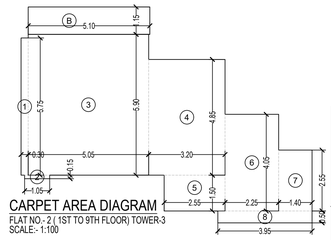

## CARPET AREA DIAGRAM
FLAT NO.- 2 ( 1ST TO 9TH FLOOR) TOWER-3
SCALE:- 1:100

CARPET AREA CALCULATION TOWER -3 — FLAT NO -2

| 1ST TO 9TH FLOOR | | | | | | | 9 NOS. |
|---|---|---|---|---|---|---|---|
| 1 | 0.30 | X | 5.75 | X | 1 NO | = | 1.72 SQ.MT. |
| 2 | 1.05 | X | 0.15 | X | 1 NO | = | 0.16 SQ.MT. |
| 3 | 5.05 | X | 5.90 | X | 1 NO | = | 29.80 SQ.MT. |
| 4 | 3.20 | X | 4.85 | X | 1 NO | = | 15.52 SQ.MT. |
| 5 | 2.55 | X | 1.50 | X | 1 NO | = | 3.82 SQ.MT. |
| 6 | 2.25 | X | 4.05 | X | 1 NO | = | 9.11 SQ.MT. |
| 7 | 1.40 | X | 2.55 | X | 1 NO | = | 3.57 SQ.MT. |
| 8 | 3.95 | X | 0.50 | X | 1 NO | = | 1.98 SQ.MT. |
| B | 5.10 | X | 1.15 | X | 1 NO | = | 5.86 SQ.MT. |
| | | | | | TOTAL ADDITION | = | 71.54 SQ.MT. X |

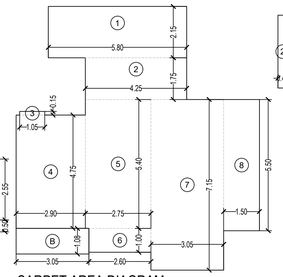

## CARPET AREA DIAGRAM
FLAT NO - 3 ( 1ST TO 7TH & 9TH FLOOR) TOWER-3
SCALE:- 1:100

CARPET AREA CALCULATION TOWER -3 — FLAT NO -3

| 1ST TO 7TH & 9TH FLOOR | | | | | | | 08 NOS. |
|---|---|---|---|---|---|---|---|
| 1 | 5.80 | X | 2.15 | X | 1 NO | = | 12.47 SQ.MT. |
| 2 | 4.25 | X | 1.75 | X | 1 NO | = | 7.44 SQ.MT. |
| 3 | 1.05 | X | 0.15 | X | 1 NO | = | 0.16 SQ.MT. |
| 4 | 2.90 | X | 4.75 | X | 1 NO | = | 13.78 SQ.MT. |
| 5 | 2.75 | X | 5.40 | X | 1 NO | = | 14.85 SQ.MT. |
| 6 | 2.60 | X | 1.00 | X | 1 NO | = | 2.60 SQ.MT. |
| 7 | 3.05 | X | 7.15 | X | 1 NO | = | 21.81 SQ.MT. |
| 8 | 1.50 | X | 5.50 | X | 1 NO | = | 8.25 SQ.MT. |
| B | 3.05 | X | 1.08 | X | 1 NO | = | 3.29 SQ.MT. |
| | | | | | TOTAL ADDITION | = | 84.65 SQ.MT. X |

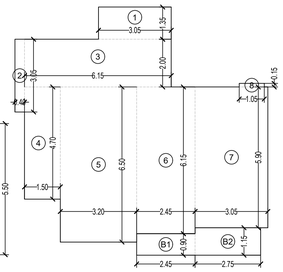

## CARPET AREA DIAGRAM
FLAT NO - 4 ( 8TH TO 9TH FLOOR) TOWER-3
SCALE:- 1:100

CARPET AREA CALCULATION TOWER -3 — FLAT NO -4

| 8TH TO 9TH FLOOR | | | | | | | 02 NOS. |
|---|---|---|---|---|---|---|---|
| 1 | 3.05 | X | 1.35 | X | 1 NO | = | 4.12 SQ.MT. |
| 2 | 0.40 | X | 3.05 | X | 1 NO | = | 1.22 SQ.MT. |
| 3 | 6.15 | X | 2.00 | X | 1 NO | = | 12.30 SQ.MT. |
| 4 | 1.50 | X | 4.70 | X | 1 NO | = | 7.05 SQ.MT. |
| 5 | 3.20 | X | 6.50 | X | 1 NO | = | 20.80 SQ.MT. |
| 6 | 2.45 | X | 6.15 | X | 1 NO | = | 15.07 SQ.MT. |
| 7 | 3.05 | X | 5.90 | X | 1 NO | = | 18.00 SQ.MT. |
| 8 | 1.05 | X | 0.15 | X | 1 NO | = | 0.16 SQ.MT. |
| B1 | 2.45 | X | 0.90 | X | 1 NO | = | 2.21 SQ.MT. |
| B2 | 2.75 | X | 1.15 | X | 1 NO | = | 3.16 SQ.MT. |
| | | | | | TOTAL ADDITION | = | 84.09 SQ.MT. X |

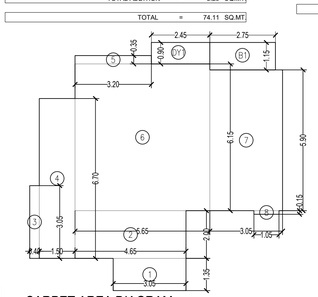

## CARPET AREA DIAGRAM
FLAT NO - 1 ( 6TH,7TH & 9TH FLOOR ) TOWER-4
SCALE:- 1:100

RERA CARPET AREA CALCULATION

| FLAT NO - 1<br>6TH,7TH & 9TH FLOOR | | | | | | | TOTAL NO 3 |
|---|---|---|---|---|---|---|---|
| 1 | 3.05 | X | 1.35 | X | 1 NO | = | 4.12 SQ.MT. |
| 2 | 4.65 | X | 2.00 | X | 1 NO | = | 9.30 SQ.MT. |
| 3 | 0.40 | X | 3.05 | X | 1 NO | = | 1.22 SQ.MT. |
| 4 | 1.50 | X | 6.70 | X | 1 NO | = | 10.05 SQ.MT. |
| 5 | 3.20 | X | 0.35 | X | 1 NO | = | 1.12 SQ.MT. |
| 6 | 5.65 | X | 6.15 | X | 1 NO | = | 34.75 SQ.MT. |
| 7 | 3.05 | X | 5.90 | X | 1 NO | = | 18.00 SQ.MT. |
| 8 | 1.05 | X | 0.15 | X | 1 NO | = | 0.16 SQ.MT. |
| | | | | | TOTAL ADDITION | = | 78.72 SQ.MT. X |

BALCONY AREA

| | | | | | | | |
|---|---|---|---|---|---|---|---|
| B1 | 2.75 | X | 1.15 | X | 1 NO | = | 3.16 SQ.MT. |
| DY1 | 2.45 | X | 0.90 | X | 1 NO | = | 2.21 SQ.MT. |
| | | | | | TOTAL ADDITION | = | 5.37 SQ.MT. |
| | | | | | TOTAL | = | 84.09 SQ.MT. |

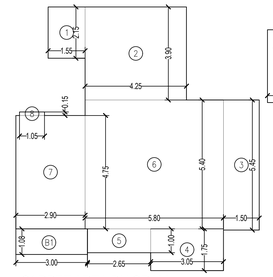

## CARPET AREA DIAGRAM
FLAT NO - 3 ( 1ST TO 9TH FLOOR ) TOWER-4
SCALE:- 1:100

RERA CARPET AREA CALCULATION

| FLAT NO - 3<br>1ST TO 9TH FLOOR | | | | | | | TOTAL NO 9 |
|---|---|---|---|---|---|---|---|
| 1 | 1.55 | X | 2.15 | X | 1 NO | = | 3.33 SQ.MT. |
| 2 | 4.25 | X | 3.90 | X | 1 NO | = | 16.58 SQ.MT. |
| 3 | 1.50 | X | 5.45 | X | 1 NO | = | 8.18 SQ.MT. |
| 4 | 3.05 | X | 1.75 | X | 1 NO | = | 5.34 SQ.MT. |
| 5 | 2.65 | X | 1.00 | X | 1 NO | = | 2.65 SQ.MT. |
| 6 | 5.80 | X | 5.40 | X | 1 NO | = | 31.32 SQ.MT. |
| 7 | 2.90 | X | 4.75 | X | 1 NO | = | 13.78 SQ.MT. |
| 8 | 1.05 | X | 0.15 | X | 1 NO | = | 0.16 SQ.MT. |
| | | | | | TOTAL ADDITION | = | 81.34 SQ.MT. X |

BALCONY AREA

| | | | | | | | |
|---|---|---|---|---|---|---|---|
| B1 | 3.00 | X | 1.08 | X | 1 NO | = | 3.24 SQ.MT. |
| | | | | | TOTAL ADDITION | = | 3.24 SQ.MT. |
| | | | | | TOTAL | = | 84.58 SQ.MT. |

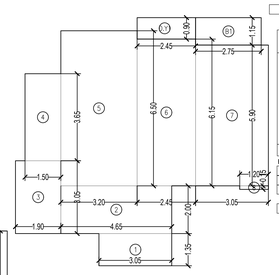

## FLAT NO - 1 & 4
## RERA CARPET LINE AREA DIAGRAM
## 6TH TO 10TH FLOOR
SCALE:- 1:100 (TOWER - 5 )

RERA CARPET AREA CALCULATION

| FLAT NO - 1(6TH TO 10TH FLOOR )<br>FLAT NO - 4(8TH TO 10TH FLOOR ) | | | | | | | TOTAL NO 5<br>TOTAL NO 3 |
|---|---|---|---|---|---|---|---|
| 1 | 3.05 | X | 1.35 | X | 1 NO | = | 4.12 SQ.MT. |
| 2 | 4.65 | X | 2.00 | X | 1 NO | = | 9.30 SQ.MT. |
| 3 | 1.90 | X | 3.05 | X | 1 NO | = | 5.80 SQ.MT. |
| 4 | 1.50 | X | 3.65 | X | 1 NO | = | 5.48 SQ.MT. |
| 5 | 3.20 | X | 6.50 | X | 1 NO | = | 20.80 SQ.MT. |
| 6 | 2.45 | X | 6.15 | X | 1 NO | = | 15.07 SQ.MT. |
| 7 | 3.05 | X | 5.90 | X | 1 NO | = | 18.00 SQ.MT. |
| 8 | 1.20 | X | 0.15 | X | 1 NO | = | 0.18 SQ.MT. |
| | | | | | TOTAL ADDITION | = | 78.75 SQ.MT. X |

BALCONY AREA

| | | | | | | | |
|---|---|---|---|---|---|---|---|
| B1 | 2.75 | X | 1.15 | X | 1 NO | = | 3.16 SQ.MT. |
| D.Y1 | 2.45 | X | 0.90 | X | 1 NO | = | 2.21 SQ.MT. |
| | | | | | TOTAL ADDITION | = | 5.37 SQ.MT. |
| | | | | | TOTAL | = | 84.12 SQ.MT. |

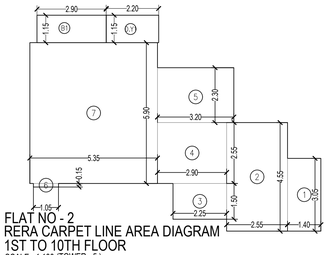

## FLAT NO - 2
## RERA CARPET LINE AREA DIAGRAM
## 1ST TO 10TH FLOOR
SCALE:- 1:100 (TOWER - 5 )

RERA CARPET AREA CALCULATION

| FLAT NO - 2<br>1ST TO 10TH FLOOR | | | | | | | TOTAL NO 5 |
|---|---|---|---|---|---|---|---|
| 1 | 1.40 | X | 3.05 | X | 1 NO | = | 4.27 SQ.MT. |
| 2 | 2.55 | X | 4.55 | X | 1 NO | = | 11.60 SQ.MT. |
| 3 | 2.25 | X | 1.50 | X | 1 NO | = | 3.38 SQ.MT. |
| 4 | 2.90 | X | 2.55 | X | 1 NO | = | 7.40 SQ.MT. |
| 5 | 3.20 | X | 2.30 | X | 1 NO | = | 7.36 SQ.MT. |
| 6 | 1.05 | X | 0.15 | X | 1 NO | = | 0.16 SQ.MT. |
| 7 | 5.35 | X | 5.90 | X | 1 NO | = | 31.57 SQ.MT. |
| | | | | | TOTAL ADDITION | = | 65.74 SQ.MT. X |

BALCONY AREA

| | | | | | | | |
|---|---|---|---|---|---|---|---|
| B1 | 2.90 | X | 1.15 | X | 1 NO | = | 3.33 SQ.MT. |
| D.Y1 | 2.20 | X | 1.15 | X | 1 NO | = | 2.53 SQ.MT. |
| | | | | | TOTAL ADDITION | = | 5.86 SQ.MT. |
| | | | | | TOTAL | = | 71.60 SQ.MT. |

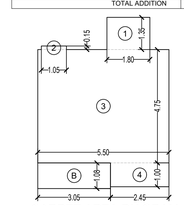

## CARPET AREA DIAGRAM
FLAT NO.- 3 ( 8TH FLOOR) TOWER-3
SCALE:- 1:100

CARPET AREA CALCULATION TOWER -3 — FLAT NO -3

| 8TH FLOOR | | | | | | | 01 NOS. |
|---|---|---|---|---|---|---|---|
| 1 | 1.80 | X | 1.35 | X | 1 NO | = | 2.43 SQ.MT. |
| 2 | 1.05 | X | 0.15 | X | 1 NO | = | 0.16 SQ.MT. |
| 3 | 5.50 | X | 4.75 | X | 1 NO | = | 26.13 SQ.MT. |
| 4 | 2.45 | X | 1.00 | X | 1 NO | = | 2.45 SQ.MT. |
| B | 3.05 | X | 1.08 | X | 1 NO | = | 3.29 SQ.MT. |
| | | | | | TOTAL ADDITION | = | 34.46 SQ.MT. X |

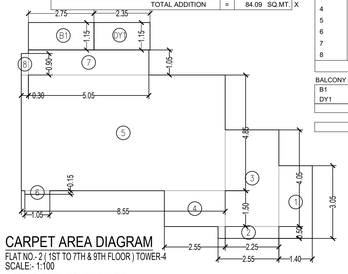

## CARPET AREA DIAGRAM
FLAT NO - 2 ( 1ST TO 7TH & 9TH FLOOR ) TOWER-4
SCALE:- 1:100

RERA CARPET AREA CALCULATION

| FLAT NO - 2<br>1ST TO 7TH & 9TH FLOOR | | | | | | | TOTAL NO 8 |
|---|---|---|---|---|---|---|---|
| 1 | 1.40 | X | 3.05 | X | 1 NO | = | 4.27 SQ.MT. |
| 2 | 2.55 | X | 0.50 | X | 1 NO | = | 1.28 SQ.MT. |
| 3 | 2.25 | X | 4.05 | X | 1 NO | = | 9.11 SQ.MT. |
| 4 | 2.55 | X | 1.50 | X | 1 NO | = | 3.83 SQ.MT. |
| 5 | 8.55 | X | 4.85 | X | 1 NO | = | 41.47 SQ.MT. |
| 6 | 1.05 | X | 0.15 | X | 1 NO | = | 0.16 SQ.MT. |
| 7 | 5.05 | X | 1.05 | X | 1 NO | = | 5.30 SQ.MT. |
| 8 | 0.30 | X | 0.90 | X | 1 NO | = | 0.27 SQ.MT. |
| | | | | | TOTAL ADDITION | = | 65.69 SQ.MT. X |

BALCONY AREA

| | | | | | | | |
|---|---|---|---|---|---|---|---|
| B1 | 2.75 | X | 1.15 | X | 1 NO | = | 3.16 SQ.MT. |
| DY1 | 2.35 | X | 1.15 | X | 1 NO | = | 2.70 SQ.MT. |
| | | | | | TOTAL ADDITION | = | 5.86 SQ.MT. |
| | | | | | TOTAL | = | 71.55 SQ.MT. |



## FLAT NO - 3
## RERA CARPET LINE AREA DIAGRAM
## 1ST TO 7TH, 9TH & 10TH FLOOR
SCALE:- 1:100 (TOWER - 5 )

RERA CARPET AREA CALCULATION

| FLAT NO - 3<br>1ST TO 7TH, 9TH & 10TH FLOOR | | | | | | | TOTAL NO 9 |
|---|---|---|---|---|---|---|---|
| 1 | 3.05 | X | 0.75 | X | 1 NO | = | 2.29 SQ.MT. |
| 2 | 5.65 | X | 1.00 | X | 1 NO | = | 5.65 SQ.MT. |
| 3 | 1.50 | X | 5.50 | X | 1 NO | = | 8.25 SQ.MT. |
| 4 | 5.80 | X | 5.40 | X | 1 NO | = | 31.32 SQ.MT. |
| 5 | 2.90 | X | 4.75 | X | 1 NO | = | 13.78 SQ.MT. |
| 6 | 1.05 | X | 0.15 | X | 1 NO | = | 0.16 SQ.MT. |
| 7 | 4.25 | X | 3.90 | X | 1 NO | = | 16.58 SQ.MT. |
| 8 | 1.55 | X | 2.15 | X | 1 NO | = | 3.33 SQ.MT. |
| | | | | | TOTAL ADDITION | = | 81.36 SQ.MT. X |

BALCONY AREA

| | | | | | | | |
|---|---|---|---|---|---|---|---|
| B1 | 3.05 | X | 1.08 | X | 1 NO | = | 3.29 SQ.MT. |
| | | | | | TOTAL ADDITION | = | 3.29 SQ.MT. |
| | | | | | TOTAL | = | 84.65 SQ.MT. |

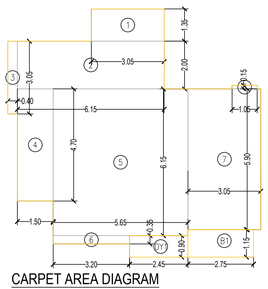

## CARPET AREA DIAGRAM
FLAT NO - 4 ( 8TH TO 9TH FLOOR ) TOWER-4
SCALE:- 1:100

RERA CARPET AREA CALCULATION

| FLAT NO - 4<br>8TH TO 9TH FLOOR | | | | | | | TOTAL NO 2 |
|---|---|---|---|---|---|---|---|
| 1 | 3.05 | X | 1.35 | X | 1 NO | = | 4.12 SQ.MT. |
| 2 | 6.15 | X | 2.00 | X | 1 NO | = | 12.30 SQ.MT. |
| 3 | 0.40 | X | 3.05 | X | 1 NO | = | 1.22 SQ.MT. |
| 4 | 1.50 | X | 4.70 | X | 1 NO | = | 7.05 SQ.MT. |
| 5 | 5.65 | X | 6.15 | X | 1 NO | = | 34.75 SQ.MT. |
| 6 | 3.20 | X | 0.35 | X | 1 NO | = | 1.12 SQ.MT. |
| 7 | 3.05 | X | 5.90 | X | 1 NO | = | 18.00 SQ.MT. |
| 8 | 1.05 | X | 0.15 | X | 1 NO | = | 0.16 SQ.MT. |
| | | | | | TOTAL ADDITION | = | 78.72 SQ.MT. X |

BALCONY AREA

| | | | | | | | |
|---|---|---|---|---|---|---|---|
| B1 | 2.75 | X | 1.15 | X | 1 NO | = | 3.16 SQ.MT. |
| DY1 | 2.45 | X | 0.90 | X | 1 NO | = | 2.21 SQ.MT. |
| | | | | | TOTAL ADDITION | = | 5.37 SQ.MT. |
| | | | | | TOTAL | = | 84.09 SQ.MT. |

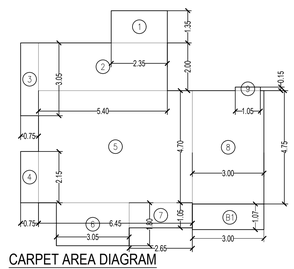

## CARPET AREA DIAGRAM
FLAT NO - 4 ( 1ST TO 7TH FLOOR ) TOWER-4
SCALE:- 1:100

RERA CARPET AREA CALCULATION

| FLAT NO - 4<br>1ST TO 7TH FLOOR | | | | | | | TOTAL NO 7 |
|---|---|---|---|---|---|---|---|
| 1 | 2.35 | X | 1.35 | X | 1 NO | = | 3.17 SQ.MT. |
| 2 | 5.40 | X | 2.00 | X | 1 NO | = | 10.80 SQ.MT. |
| 3 | 0.75 | X | 3.05 | X | 1 NO | = | 2.29 SQ.MT. |
| 4 | 0.75 | X | 2.15 | X | 1 NO | = | 1.61 SQ.MT. |
| 5 | 6.45 | X | 4.70 | X | 1 NO | = | 30.32 SQ.MT. |
| 6 | 3.05 | X | 1.80 | X | 1 NO | = | 5.49 SQ.MT. |
| 7 | 2.65 | X | 1.05 | X | 1 NO | = | 2.78 SQ.MT. |
| 8 | 3.00 | X | 4.75 | X | 1 NO | = | 14.25 SQ.MT. |
| 9 | 1.05 | X | 0.15 | X | 1 NO | = | 0.16 SQ.MT. |
| | | | | | TOTAL ADDITION | = | 70.87 SQ.MT. X |

BALCONY AREA

| | | | | | | | |
|---|---|---|---|---|---|---|---|
| B1 | 3.00 | X | 1.07 | X | 1 NO | = | 3.21 SQ.MT. |
| | | | | | TOTAL ADDITION | = | 3.21 SQ.MT. |
| | | | | | TOTAL | = | 74.08 SQ.MT. |

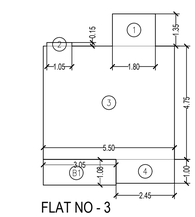

## FLAT NO - 3
## RERA CARPET LINE AREA DIAGRAM
## 8TH FLOOR
SCALE:- 1:100 (TOWER - 5 )

RERA CARPET AREA CALCULATION

| FLAT NO - 3<br>8TH FLOOR | | | | | | | TOTAL NO 1 |
|---|---|---|---|---|---|---|---|
| 1 | 1.80 | X | 1.35 | X | 1 NO | = | 2.43 SQ.MT. |
| 2 | 1.05 | X | 0.15 | X | 1 NO | = | 0.16 SQ.MT. |
| 3 | 5.50 | X | 4.75 | X | 1 NO | = | 26.13 SQ.MT. |
| 4 | 2.45 | X | 1.00 | X | 1 NO | = | 2.45 SQ.MT. |
| | | | | | TOTAL ADDITION | = | 31.17 SQ.MT. X |

BALCONY AREA

| | | | | | | | |
|---|---|---|---|---|---|---|---|
| B1 | 3.05 | X | 1.08 | X | 1 NO | = | 3.29 SQ.MT. |
| | | | | | TOTAL ADDITION | = | 3.29 SQ.MT. |
| | | | | | TOTAL | = | 34.46 SQ.MT. |

Issue on 23.01.2023

UDAY MANOHARRAO MAHAJAN
EXECUTIVE ENGINEER
BUILDING PROPOSAL (K)

MUKESH BHASKAR GODSE
Sub Engg.(H/WS)

SHAIKH ASIF MUSA
Asst. Engg.(K(E)

Pawar Ameet Ganpatrao
ARCHITECT/LS
AMEET PAWAR CA/2004/34543

SACHIN HARISHCHANDRA GUNJAL
Digitally signed by SACHIN HARISHCHANDRA GUNJAL
Date: 2023.01.19 10:30:43 +05'30'
OWNER/DEVELOPER

Shevade Shrikrishna Purushottam
PMC

# PROFORMA 'B'

CONTENTS OF SHEET

1ST & 2ND FLOOR PLAN

DESCRIPTION OF PROPOSAL

PROPOSED REDEVELOPMENT ON LAND BEARING ON CTS NO. 460/A & 460/B OF VILLAGE MAROL, ANDHERI (EAST), IN K/E WARD.

NAME OF OWNER

M/s. Atharv Infra LLP. C.A. to Owner Chandrashekhar C.H.S. Ltd.

NAME, ADDRESS & SIGNATURE OF ARCHITECT

aakar ARCHITECTS&CONSULTANTS
GROUND FLOOR, SATYANARAYAN PRASAD-COMMERCIAL CENTRE, DAYALDAS ROAD, VILE PARLE (E), MUMBAI- 400 057.
Ph:-022-2612 9933/ 44/ 55/ 66.
www.aakararchitect.org

| NORTH | DRAWN BY | JOB. NO. | PATH:- |
|---|---|---|---|
| N | MONAL | 1102 | Y:\ASHISHI\Western\Jogeshwari BMC\Job. No. 1102 - Chandrashekhar CHS - Andheri\02. Bmc. drawing\01.B.M.C. PROPOSAL\02. F.s.i. 2\06.06.22 |




## SECTION D-D (TOWER - 2)

SCALE:- 1:100

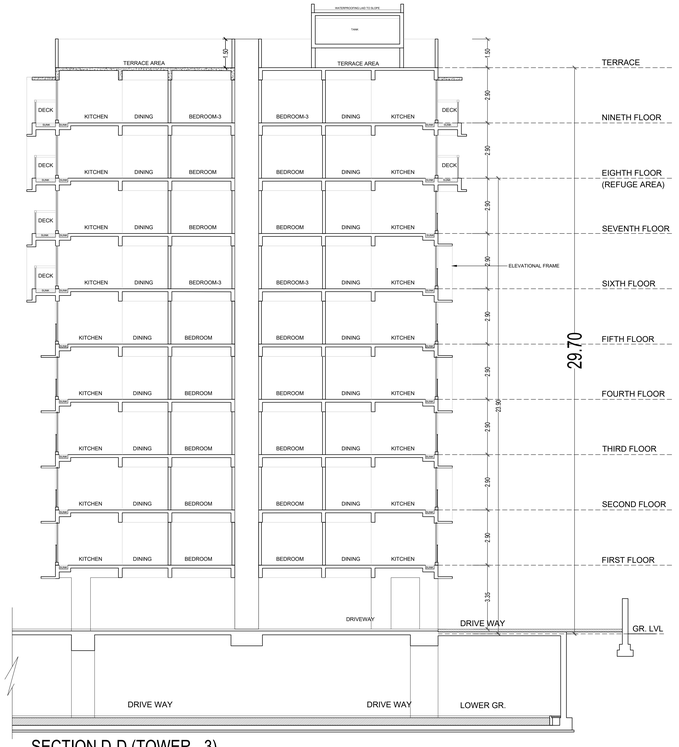


## SECTION D-D (TOWER - 3)

SCALE:- 1:100

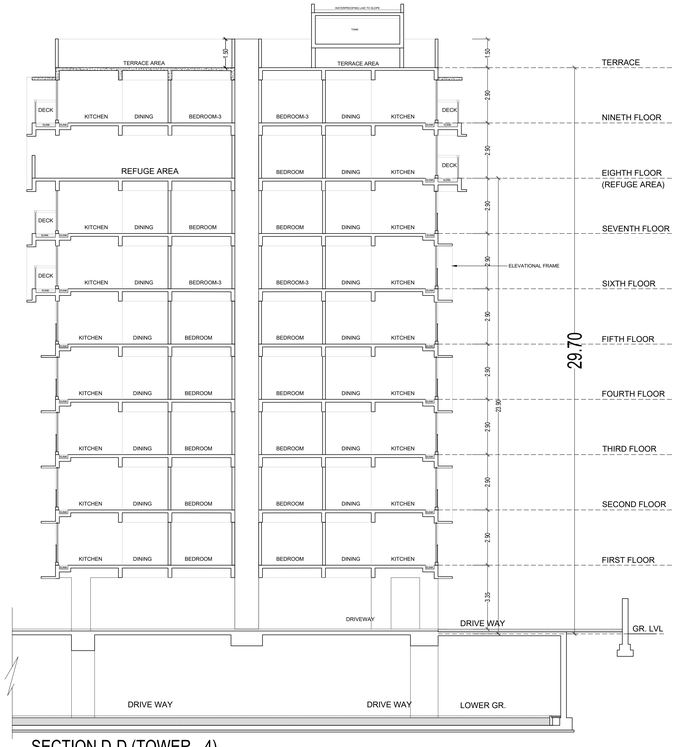


## SECTION D-D (TOWER - 4)

SCALE:- 1:100

Issue on 23.01.2023

UDAY MANOHARRAO MAHAJAN
EXECUTIVE ENGINEER
BUILDING PROPOSAL (K)

MUKESH BHASKAR GODSE
Sub Engg.(H/WS)

SHAIKH ASIF MUSA
Asst. Engg.(K/E)

Pawar Ameet Ganpatrao
ARCHITECT/LS
AMEET PAWAR CA/2004/34543

SACHIN HARISHCHANDRA GUNJAL
Digitally signed by SACHIN HARISHCHANDRA GUNJAL
Date: 2023.01.19 10:31:35 +05'30'
OWNER/DEVELOPER

Shevade Shrikrishna Purushottam
PMC

# PROFORMA 'B'

**CONTENTS OF SHEET**

1ST & 2ND FLOOR PLAN

**DESCRIPTION OF PROPOSAL**

PROPOSED REDEVELOPMENT ON LAND BEARING ON CTS NO. 460/A & 460/B OF VILLAGE MAROL, ANDHERI (EAST), IN K/E WARD.

**NAME OF OWNER**

M/s. Atharv Infra LLP. C.A. to Owner Chandrashekhar C.H.S. Ltd.

**NAME, ADDRESS & SIGNATURE OF ARCHITECT**

aakar architects
GROUND FLOOR, SATYANARAYAN PRASAD-COMMERCIAL CENTRE, DAYALDAS ROAD, VILE PARLE (E), MUMBAI- 400 057.
Ph.-022-2612 9933/ 44/ 55/ 66.
www.aakararchitect.org

| NORTH | DRAWN BY | JOB. NO. | PATH:- |
|---|---|---|---|
| | MONAL | 1102 | Y:\ASHISH\Western\Jogeshwari B\MC\Job. No. 1102 - Chandrashekhar CHS - Andheri\02. Binc. drowing\ 01 B.M.C. PROPOSAL\02. F.s.i. 2.06.06.22 |




## SECTION A-A (TOWER - 5)

SCALE:- 1:100

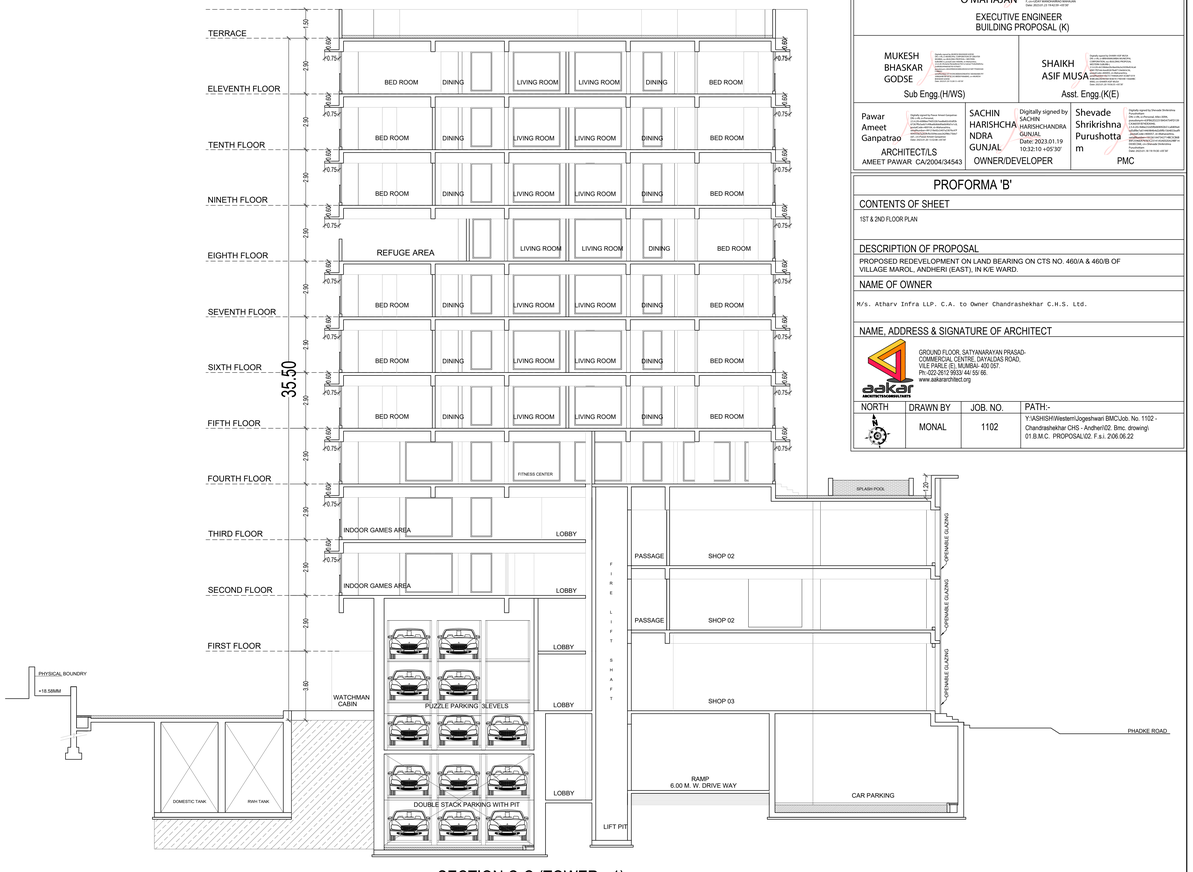


## SECTION C-C (TOWER - 1)

SCALE:- 1:100

Issue on 23.01.2023

UDAY MANOHARRAO MAHAJAN
EXECUTIVE ENGINEER
BUILDING PROPOSAL (K)

MUKESH BHASKAR GODSE
Sub Engg.(H/WS)

SHAIKH ASIF MUSA
Asst. Engg.(K/E)

Pawar Ameet Ganpatrao
ARCHITECT/LS
AMEET PAWAR CA/2004/34543

SACHIN HARISHCHANDRA GUNJAL
Digitally signed by SACHIN HARISHCHANDRA GUNJAL
Date: 2023.01.19 10:32:10 +05'30'
OWNER/DEVELOPER

Shevade Shrikrishna Purushottam
PMC

## PROFORMA 'B'

CONTENTS OF SHEET

1ST & 2ND FLOOR PLAN

DESCRIPTION OF PROPOSAL

PROPOSED REDEVELOPMENT ON LAND BEARING ON CTS NO. 460/A & 460/B OF VILLAGE MAROL, ANDHERI (EAST), IN K/E WARD.

NAME OF OWNER

M/s. Atharv Infra LLP. C.A. to Owner Chandrashekhar C.H.S. Ltd.

NAME, ADDRESS & SIGNATURE OF ARCHITECT

aaker ARCHITECTS/INTERIORS

GROUND FLOOR, SATYANARAYAN PRASAD-
COMMERCIAL CENTRE, DAYALDAS ROAD,
VILE PARLE (E), MUMBAI- 400 057.
Ph:-022-2612 9633 44 / 61 66.
www.aakararchitect.org

| NORTH | DRAWN BY | JOB. NO. | PATH:- |
|---|---|---|---|
| | MONAL | 1102 | Y:\ASHISH\Western\Jogeshwari BMC\Job. No. 1102 - Chandrashekhar CHS - Andheri\02. Bmc, drawing\ 01.B.M.C. PROPOSAL\02. F.s.i. 2\06.06.22 |

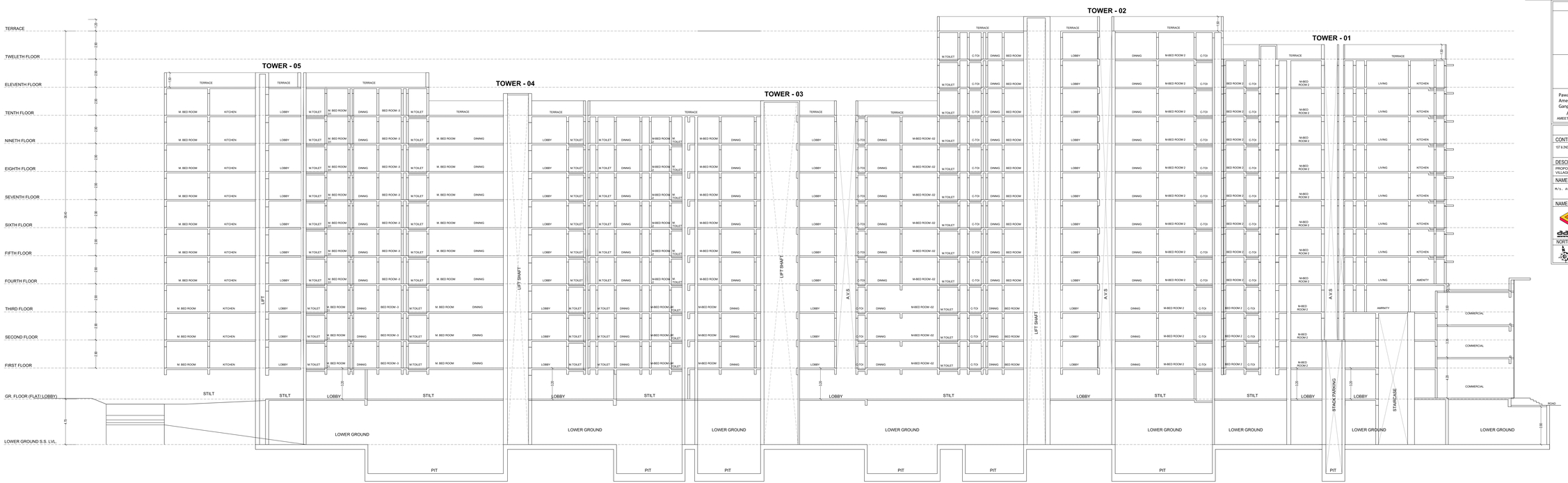


## SECTION S-S

SCALE- 1:100

Issue on 23.01.2023

UDAY MANOHARRAO MAHAJAN
EXECUTIVE ENGINEER
BUILDING PROPOSAL (K)

MUKESH BHASKAR GODSE
Sub Engg.(HWS)

SHAIKH ASIF MUSA
Asst. Engg.(KE)

Pawar Ameet Ganpatrao
ARCHITECTILS
AMEET PAWAR CA/2004/34543

SACHIN HARISHCHANDRA GUNJAL
Digitally signed by SACHIN HARISHCHANDRA GUNJAL
Date: 2023.01.19 10:53:51 +05'30'
OWNER/DEVELOPER

Shevade Shrikrishna Purushottam
PMC

## PROFORMA 'B'

CONTENTS OF SHEET

1ST & 2ND FLOOR PLAN

DESCRIPTION OF PROPOSAL

PROPOSED REDEVELOPMENT ON LAND BEARING ON CTS NO. 460/A & 460/B OF VILLAGE MAROL, ANDHERI (EAST), IN KE WARD.

NAME OF OWNER

M/s. Athara Infra LLP. C.A. to Owner Chandrashekhar C.H.S. Ltd.

NAME, ADDRESS & SIGNATURE OF ARCHITECT

aakar
GROUND FLOOR, SATYAMANYAM PRASAD-COMMERCIAL CENTRE, OFAKLEKI ROAD, VILE PARLE (E), MUMBAI- 400 057.
TEL NO. 26 83 00 00 / 26 83 88
www.aakararchitects.org

| NORTH | DRAWN BY | JOB. NO. | PATH:- |
|---|---|---|---|
| | MONAL | 1102 | Y:\ASHISH\Ameet\Jogeshwari BMC\Job. No. 1102 - Chandrashekhar CHS - Andheri02 Sms\ drawing\ 01 B.M.C. PROPOSAL 02 7 s \ 2.06.06.22 |