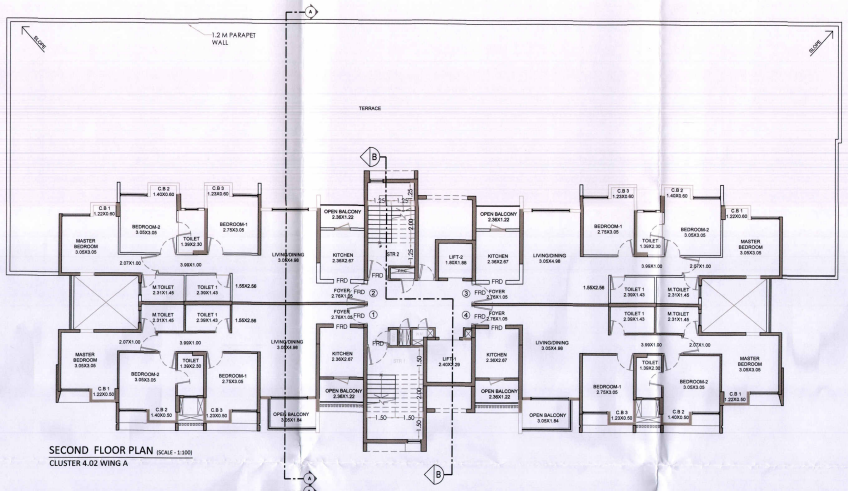

SECOND FLOOR PLAN (SCALE - 1:100)
CLUSTER 4.02 WING A

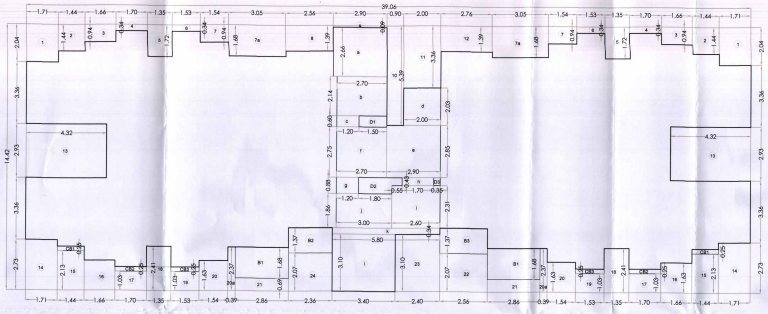

LINE AREA DIAGRAM FOR SECOND FLOOR
SCALE 1:100
CLUSTER 4.02 WING A, B
CLUSTER 4.06 WING A

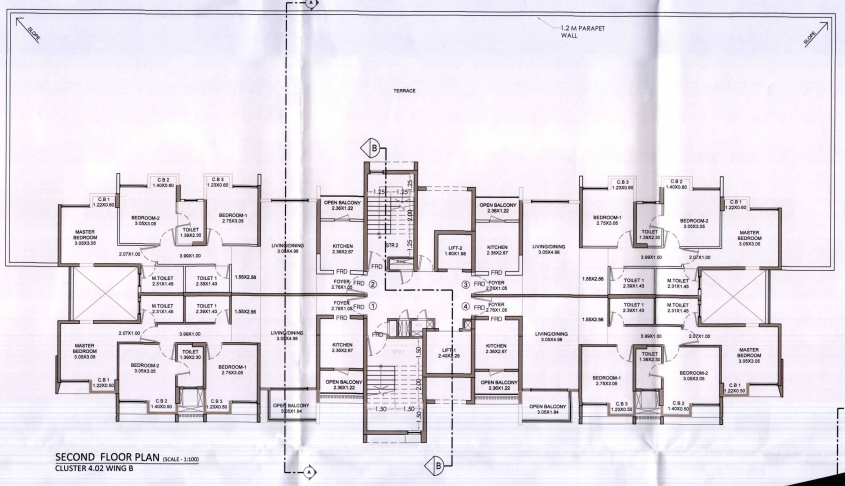

SECOND FLOOR PLAN (SCALE - 1:100)
CLUSTER 4.02 WING B

No.	CARPET AREA STATEMENT FOR 2ND FLOOR						
	FLAT NO - 1 & 4						
FOYER	1.05	X	2.78	X	1	=	2.92 SQMT
LIVING	3.05	X	4.88	X	1	=	15.18 SQMT
PASSAGE	1.93	X	2.56	X	1	=	3.97 SQMT
BEDROOM1	2.75	X	3.05	X	1	=	8.39 SQMT
C.B	1.20	X	2.50	X	1	=	3.00 SQMT
BED ROOM2	3.05	X	3.05	X	1	=	9.30 SQMT
C.B	1.40	X	2.50	X	1	=	3.50 SQMT
TOILET	1.35	X	2.26	X	1	=	3.05 SQMT
M.BED	3.05	X	3.05	X	1	=	9.30 SQMT
C.B	1.20	X	2.50	X	1	=	3.00 SQMT
C.B	1.20	X	2.50	X	1	=	3.00 SQMT
M.TOI	2.10	X	1.45	X	1	=	3.05 SQMT
TOILET	2.38	X	1.45	X	1	=	3.45 SQMT
KITCHEN	2.36	X	2.67	X	1	=	6.30 SQMT
TOTAL AREA							75.00 SQMT

No.	CARPET AREA STATEMENT FOR 2ND FLOOR						
	FLAT NO - 2 & 3						
FOYER	1.05	X	2.78	X	1	=	2.92 SQMT
LIVING	3.05	X	4.88	X	1	=	15.18 SQMT
PASSAGE	1.93	X	2.56	X	1	=	3.97 SQMT
BEDROOM1	2.75	X	3.05	X	1	=	8.39 SQMT
C.B	1.20	X	2.50	X	1	=	3.00 SQMT
BED ROOM2	3.05	X	3.05	X	1	=	9.30 SQMT
C.B	1.40	X	2.50	X	1	=	3.50 SQMT
TOILET	1.35	X	2.26	X	1	=	3.05 SQMT
M.BED	3.05	X	3.05	X	1	=	9.30 SQMT
C.B	1.20	X	2.50	X	1	=	3.00 SQMT
C.B	1.20	X	2.50	X	1	=	3.00 SQMT
M.TOI	2.10	X	1.45	X	1	=	3.05 SQMT
TOILET	2.38	X	1.45	X	1	=	3.45 SQMT
KITCHEN	2.36	X	2.67	X	1	=	6.30 SQMT
TOTAL AREA							75.00 SQMT

No.	BUILT UP AREA CALCULATION FOR SECOND FLOOR PLAN							
AREA OF BLOCK								
39.00	X	14.40	X	1	X	1	=	561.25 SQMT
					TOTAL AREA		=	561.25 SQMT A
STANDARD DEDUCTIONS								
1	1.35	X	1.44	X	3	X	2	= 5.83 SQMT
2	1.35	X	1.44	X	3	X	2	= 5.83 SQMT
3	1.38	X	0.84	X	2	X	2	= 4.64 SQMT
4	1.35	X	0.56	X	2	X	2	= 3.02 SQMT
5	1.35	X	1.72	X	2	X	2	= 9.29 SQMT
6	1.53	X	0.34	X	2	X	2	= 1.84 SQMT
7	1.54	X	0.34	X	2	X	2	= 1.83 SQMT
7a	3.05	X	1.44	X	2	X	2	= 17.59 SQMT
8	2.74	X	1.30	X	1	X	1	= 3.56 SQMT
9	2.74	X	0.89	X	1	X	1	= 2.43 SQMT
10	0.90	X	5.30	X	1	X	1	= 4.80 SQMT
11	2.38	X	2.36	X	1	X	1	= 5.72 SQMT
12	2.74	X	1.39	X	1	X	1	= 3.84 SQMT
13	4.32	X	4.32	X	1	X	1	= 18.66 SQMT
14	2.71	X	2.71	X	1	X	2	= 7.34 SQMT
15	2.44	X	2.13	X	2	X	2	= 20.79 SQMT
16	1.68	X	1.44	X	2	X	2	= 9.67 SQMT
17	1.71	X	1.03	X	2	X	2	= 7.05 SQMT
18	1.71	X	2.41	X	2	X	2	= 16.52 SQMT
19	1.53	X	1.03	X	2	X	2	= 6.32 SQMT
20	1.54	X	1.44	X	2	X	2	= 8.87 SQMT
20a	0.39	X	2.37	X	2	X	2	= 3.69 SQMT
21	2.88	X	0.68	X	2	X	2	= 7.84 SQMT
22	2.54	X	2.07	X	2	X	2	= 21.06 SQMT
23	2.44	X	1.13	X	2	X	2	= 11.05 SQMT
24	2.54	X	2.07	X	2	X	2	= 21.06 SQMT
25	2.88	X	0.68	X	2	X	2	= 7.84 SQMT
26	1.54	X	0.68	X	1	X	1	= 1.04 SQMT
27	0.53	X	0.43	X	1	X	1	= 0.23 SQMT
28	0.53	X	0.43	X	1	X	1	= 0.23 SQMT
					TOTAL AREA		=	244.31 SQMT B
					GROSS AREA (A - B)		=	316.94 SQMT
					FREE OF FSI AREA			
STAIRCASE, LIFT, LOBBY & PASSAGE AREA								
a	2.90	X	2.66	X	1	X	1	= 7.71 SQMT
b	2.70	X	2.14	X	1	X	1	= 5.78 SQMT
c	1.20	X	0.60	X	1	X	1	= 0.72 SQMT
d	2.00	X	2.03	X	1	X	1	= 4.06 SQMT
e	2.80	X	2.85	X	1	X	1	= 8.27 SQMT
f	2.70	X	1.75	X	1	X	1	= 4.73 SQMT
g	1.20	X	0.68	X	1	X	1	= 1.36 SQMT
h	1.20	X	0.68	X	1	X	1	= 0.76 SQMT
i	2.70	X	0.81	X	1	X	1	= 2.19 SQMT
j	3.00	X	1.86	X	1	X	1	= 5.58 SQMT
k	3.00	X	0.64	X	1	X	1	= 1.92 SQMT
l	3.40	X	3.02	X	1	X	1	= 10.26 SQMT
					TOTAL AREA		=	59.46 SQMT D
CLIP BOARD AREA								
CB1	1.64	X	0.25	X	2	X	1	= 0.82 SQMT
CB2	1.78	X	0.25	X	2	X	1	= 0.89 SQMT
CB3	1.55	X	0.25	X	2	X	1	= 0.78 SQMT
					TOTAL AREA		=	2.34 SQMT E
OPEN BALCONY								
B1	2.06	X	1.68	X	2	X	1	= 6.93 SQMT
B2	2.06	X	1.68	X	2	X	1	= 6.93 SQMT
B3	2.14	X	1.67	X	1	X	1	= 3.57 SQMT
					TOTAL BALCONY AREA		=	34.46 SQMT
FREE OF F.S.I. AREA (D+E+F)							=	96.80 SQMT G
NET BUILT UP AREA (C - G)							=	220.14 SQMT
PERMISSIBLE BALCONY @ 10% OF H							=	34.46 SQMT
TOTAL BALCONY							=	0.00 SQMT
TOTAL BUILT UP AREA (H+I)							=	340.94 SQMT K

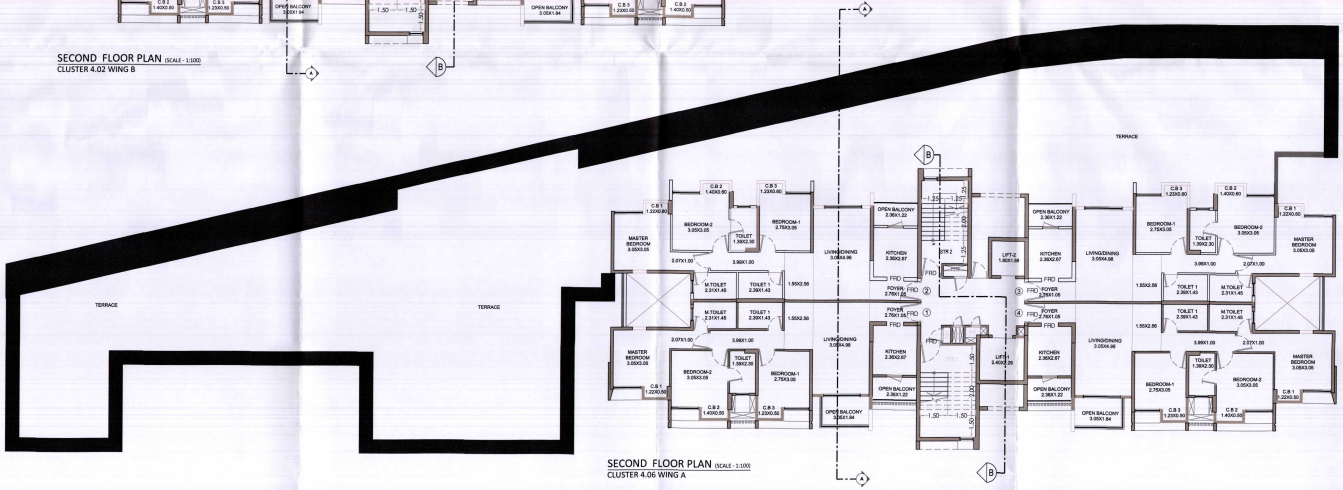

SECOND FLOOR PLAN (SCALE - 1:100)
CLUSTER 4.06 WING A

PROFORMA -B

I/15

DESCRIPTION OF SHEET

BUILDING TYPE : B6a TYPE
NO. OF FLOORS : G + 12 FLOORS
CLUSTER NO.5 : CLUSTER NO 4.02 WING A & B
SHOP Ea & Eb
CLUSTER NO 4.06 WING A
SHOP F

SECOND FLOOR PLAN, B.U.A CALCULATION

STAMP AND DATE OF APPROVAL OF PLAN

सहायक संचालक, नगर रचना, ठाणे.

NOTE : ALL DIMENSIONS ARE IN METRE

DESCRIPTION OF PROPOSAL & PROPERTY

PROPOSED INTEGRATED TOWNSHIP PROJECT AT VILLAGE ANTARLI, KHONI, HEDUTANE & KOLE, TALUKA KALYAN & VILLAGE UMBROLI, TALUKA AMBERNATH, DIST THANE.

JOB NO.	REVISION NO.	DRAWN BY	CHECKED BY
PALAVA II	R0		
SHEET NO.	SHEET SIZE	DATE	SCALE
	A0 (841mmx1189mm)		1:100

CONTRACTOR : PALAVA LIFTAR - KARNAVATI BUILDING KHONI WITH NEAR S. S. C. T. College (T.C.T) Thane, Tal-Ambernath, ...pur

NAME & ADDRESS OF OWNER	SIGNATURE
PALAVA DWELLERS PVT.LTD. 412, 4TH FLOOR, 17Q, VARDHAMAN CHAMBER, CAWASJI PATEL ROAD, HORNIMON CIRCLE, FORT, MUMBAI-400 001.	(AUTHORISED SIGNATORY)

NAME & ADDRESS OF ARCHITECT	SIGNATURE
PRADEEP KAMBLE & ASSOCIATES B-101,1ST FL., JAKH BUTIERA COMPLEX, PANDIT MALVIYA PATH, RAMNAGAR, DOMBIVALI (W) - 421 201, TEL - 2862642	PRADEEP KAMBLE CA/87/10471