

“Annexure G”

ARCHITECT CERTIFICATE



DIMENSIONS
ARCHITECTS PVT LTD

Ref: C.A./RERA/23/08		Date: 04.08.2023	
PLOT NO. 5A, SECTOR - 46A,NERUL, NAVI MUMBAI			
RERA CARPET AREA STATEMENT			
This is to certify that the carpet area for the building plans approved on the above plot by NMMC Vide letter no. NMMC/TPO/BP/18753 /2023 Dt.01 .08.2023			
GROUND FLOOR COMMERCIAL-WING -A			
SHOP NO.	CARPET AREA (IN SQMT.)		
01	50.722		
02	45.310		
03	84.284		
04	70.783		
05	55.858		
06	55.608		
07	38.916		
08	44.686		
09	71.588		
TOTAL	517.755		
RESIDENTIAL-A-WING (TYPICAL FLOOR 1ST TO 6TH & 8TH TO 10TH & 12TH TO 15TH)			
FLAT NO.	PER FLAT CARPET AREA (IN SQMT.)	PER FLAT DRY.BAL.AREA (INSQMT.)	TOTAL CARPET AREA SQ.MT.
101,201,301,401,501,601,801,901,1001 ,1201,1301,1401,1501	119.882	9.691	1684.449
102,202,302,402,502,602,802,902,1002 ,1202,1302,1402,1502	119.882	9.691	1684.449
103,203,303,403,503,603,803,903,1003 ,1203,1303,1403,1503	138.130	16.760	2013.570
104,204,304,404,504,604,804,904,1004 ,1204,1304,1404,1504	207.371	22.402	2987.049
TOTAL			8369.517
RESIDENTIAL-A-WING (TYPICAL FLOOR 7TH & 11TH)			
FLAT NO.	PER FLAT CARPET AREA (IN SQMT.)	PER FLAT DRY.BAL.AREA (INSQMT.)	TOTAL CARPET AREA SQ.MT.
701 & 1101	119.882	9.691	259.146
702 & 1102	119.882	9.691	259.146
703 & 1103	138.130	16.760	309.780
704 & 1104	194.227	20.154	428.762
TOTAL			1256.834

• HEAD OFFICE •

Studio : Plot No. 99, Near Sagar Vihar, Sector-8, Vashi, Navi Mumbai - 400 703. India

• Tel.: 91-22-2782 3141 | +91-22-2782 3641/ 3441 / 3341

• Email: info@dimensionsarchitect.in | **• Website :** dimensionsarchitect.in



GROUND FLOOR COMMERCIAL-WING -B			
SHOP NO.	CARPET AREA (IN SQMT.)		
10	46.890		
11	65.779		
12	40.480		
13	52.042		
14	44.137		
15	44.669		
16	51.768		
17	39.872		
18	65.234		
19	49.628		
TOTAL	500.499		
RESIDENTIAL-B-WING (TYPICAL FLOOR 1ST TO 6TH & 8TH TO 10TH & 12TH TO 15TH)			
FLAT NO.	PER FLAT CARPET AREA (IN SQMT.)	PER FLAT DRY.BAL.AREA (INSQMT.)	TOTAL CARPET AREA SQ.MT.
101,201,301,401,501,601,801,901,1001 ,1201,1301,1401,1501	166.011	16.732	2375.659
102,202,302,402,502,602,802,902,1002 ,1202,1302,1402,1502	117.899	10.343	1667.146
103,203,303,403,503,603,803,903,1003 ,1203,1303,1403,1503	117.899	10.343	1667.146
104,204,304,404,504,604,804,904,1004 ,1204,1304,1404,1504	166.011	16.732	2375.659
TOTAL			8085.610
RESIDENTIAL-B-WING (TYPICAL FLOOR 7TH & 11TH)			
FLAT NO.	PER FLAT CARPET AREA (IN SQMT.)	PER FLAT DRY.BAL.AREA (INSQMT.)	TOTAL CARPET AREA SQ.MT.
701 & 1101	166.011	16.732	365.486
702 & 1102	117.899	10.343	256.484
703 & 1103	103.317	10.343	227.320
704 & 1104	166.011	16.732	365.486
TOTAL			1214.776
GROUND FLOOR COMMERCIAL-WING -C			
SHOP NO.	CARPET AREA (IN SQMT.)		
20	44.589		
21	66.203		
22	40.840		
23	53.580		
24	47.068		
25	46.732		
26	53.417		
27	40.981		
28	66.960		
29	51.203		
TOTAL	511.573		



RESIDENTIAL-C-WING (TYPICAL FLOOR 1ST TO 6TH & 8TH TO 10TH & 12TH TO 15TH)

FLAT NO.	PER FLAT CARPET AREA (IN SQMT.)	PER FLAT DRY.BAL.AREA (INSQMT.)	TOTAL CARPET AREA SQ.MT.
101,201,301,401,501,601,801,901,1001 ,1201,1301,1401,1501	166.011	16.732	2375.659
102,202,302,402,502,602,802,902,1002 ,1202,1302,1402,1502	117.899	10.343	1667.146
103,203,303,403,503,603,803,903,1003 ,1203,1303,1403,1503	117.899	10.343	1667.146
104,204,304,404,504,604,804,904,1004 ,1204,1304,1404,1504	166.011	16.732	2375.659
TOTAL			8085.610

RESIDENTIAL-C-WING (TYPICAL FLOOR 7TH & 11TH)


FLAT NO.	PER FLAT CARPET AREA (IN SQMT.)	PER FLAT DRY.BAL.AREA (INSQMT.)	TOTAL CARPET AREA SQ.MT.
701 & 1101	166.011	16.732	365.486
702 & 1102	117.899	10.343	256.484
703 & 1103	103.317	10.343	227.320
704 & 1104	166.011	16.732	365.486
TOTAL			1214.776

GROUND FLOOR COMMERCIAL-WING -D

SHOP NO.	CARPET AREA (IN SQMT.)
30	45.583
31	67.393
32	41.310
33	53.315
34	44.794
35	44.942
36	51.645
37	39.830
38	65.471
39	45.958
TOTAL	500.241

RESIDENTIAL-D-WING (TYPICAL FLOOR 1ST TO 6TH & 8TH TO 10TH & 12TH TO 15TH)

FLAT NO.	PER FLAT CARPET AREA (IN SQMT.)	PER FLAT DRY.BAL.AREA (INSQMT.)	TOTAL CARPET AREA SQ.MT.
101,201,301,401,501,601,801,901,1001 ,1201,1301,1401,1501	166.011	16.732	2375.659
102,202,302,402,502,602,802,902,1002 ,1202,1302,1402,1502	117.899	10.343	1667.146
103,203,303,403,503,603,803,903,1003 ,1203,1303,1403,1503	117.899	10.343	1667.146
104,204,304,404,504,604,804,904,1004 ,1204,1304,1404,1504	166.011	16.732	2375.659
TOTAL			8085.610



RESIDENTIAL-D-WING (TYPICAL FLOOR 7TH & 11TH)

FLAT NO.	PER FLAT CARPET AREA (IN SQMT.)	PER FLAT DRY.BAL.AREA (INSQMT.)	TOTAL CARPET AREA SQ.MT.
701 & 1101	166.011	16.732	365.486
702 & 1102	117.899	10.343	256.484
703 & 1103	103.317	10.343	227.320
704 & 1104	166.011	16.732	365.486
TOTAL			1214.776

GROUND FLOOR COMMERCIAL-WING -E

SHOP NO.	CARPET AREA (IN SQMT.)
40	46.415
41	59.044
42	78.265
43	48.253
44	48.418
45	77.081
46	58.787
47	44.768
TOTAL	461.031

RESIDENTIAL-E-WING (TYPICAL FLOOR 1ST TO 15TH)

FLAT NO.	PER FLAT CARPET AREA (IN SQMT.)	PER FLAT DRY.BAL.AREA (INSQMT.)	TOTAL CARPET AREA SQ.MT.
101,201,301,401,501,601,701,801,901, 1001,1101,1201,1301,1401,1501	233.772	43.221	4154.895
102,202,302,402,502,602,702,802,902, 1002,1102,1202,1302,1402,1502	233.772	43.221	4154.895
TOTAL			8309.790

GROUND FLOOR COMMERCIAL-WING -F

SHOP NO.	CARPET AREA (IN SQMT.)
48	55.991
49	60.950
50	44.189
51	39.366
52	61.792
53	65.490
54	91.110
55	115.811
56	63.729
57	47.265
58	49.001
59	47.793
60	50.600
61	80.508
62	62.449
63	49.226
TOTAL	985.270



RESIDENTIAL-F-WING (TYPICAL FLOOR 1ST TO 6TH & 8TH TO 10TH & 12TH TO 15TH)			
FLAT NO.	PER FLAT CARPET AREA (IN SQMT.)	PER FLAT DRY.BAL.AREA (INSQMT.)	TOTAL CARPET AREA SQ.MT.
101,201,301,401,501,601,801,901,1001 ,1201,1301,1401,1501	201.242	33.739	3054.753
102,202,302,402,502,602,802,902,1002 ,1202,1302,1402,1502	141.853	15.192	2041.585
103,203,303,403,503,603,803,903,1003 ,1203,1303,1403,1503	141.853	15.192	2041.585
104,204,304,404,504,604,804,904,1004 ,1204,1304,1404,1504	201.242	33.739	3054.753
TOTAL			10192.676
RESIDENTIAL-F-WING (TYPICAL FLOOR 7TH & 11TH)			
FLAT NO.	PER FLAT CARPET AREA (IN SQMT.)	PER FLAT DRY.BAL.AREA (INSQMT.)	TOTAL CARPET AREA SQ.MT.
701 & 1101	201.242	33.739	469.962
702 & 1102	141.849	15.192	314.082
703 & 1103	130.475	11.998	284.946
704 & 1104	201.242	33.739	469.962
TOTAL			1538.952
RESIDENTIAL-G-WING (TYPICAL FLOOR 1ST TO 6TH & 8TH TO 10TH & 12TH TO 15TH)			
FLAT NO.	PER FLAT CARPET AREA (IN SQMT.)	PER FLAT DRY.BAL.AREA (INSQMT.)	TOTAL CARPET AREA SQ.MT.
101,201,301,401,501,601,801,901,1001 ,1201,1301,1401,1501	100.629	8.523	1418.976
102,202,302,402,502,602,802,902,1002 ,1202,1302,1402,1502	113.822	8.838	1594.580
103,203,303,403,503,603,803,903,1003 ,1203,1303,1403,1503	113.822	8.838	1594.580
104,204,304,404,504,604,804,904,1004 ,1204,1304,1404,1504	100.629	8.523	1418.976
TOTAL			6027.112
RESIDENTIAL-G-WING (TYPICAL FLOOR 7TH & 11TH)			
FLAT NO.	PER FLAT CARPET AREA (IN SQMT.)	PER FLAT DRY.BAL.AREA (INSQMT.)	TOTAL CARPET AREA SQ.MT.
701 & 1101	100.629	8.523	218.304
702 & 1102	113.822	8.838	245.320
703 & 1103	113.822	8.838	245.320
704 & 1104	77.808	8.523	172.662
TOTAL			881.606



RESIDENTIAL-H-WING (TYPICAL FLOOR 1ST TO 6TH & 8TH TO 10TH & 12TH TO 15TH)

FLAT NO.	PER FLAT CARPET AREA (IN SQMT.)	PER FLAT DRY.BAL.AREA (INSQMT.)	TOTAL CARPET AREA SQ.MT.
101,201,301,401,501,601,801,901,1001 ,1201,1301,1401,1501	100.629	8.523	1418.976
102,202,302,402,502,602,802,902,1002 ,1202,1302,1402,1502	113.822	8.838	1594.580
103,203,303,403,503,603,803,903,1003 ,1203,1303,1403,1503	113.822	8.838	1594.580
104,204,304,404,504,604,804,904,1004 ,1204,1304,1404,1504	100.629	8.523	1418.976
TOTAL			6027.112

RESIDENTIAL-H-WING (TYPICAL FLOOR 7TH & 11TH)

FLAT NO.	PER FLAT CARPET AREA (IN SQMT.)	PER FLAT DRY.BAL.AREA (INSQMT.)	TOTAL CARPET AREA SQ.MT.
701 & 1101	100.629	8.523	218.304
702 & 1102	113.822	8.838	245.320
703 & 1103	113.822	8.838	245.320
704 & 1104	77.808	8.523	172.662
TOTAL			881.606

GROUND FLOOR COMMERCIAL-WING -I

SHOP NO.	CARPET AREA (IN SQMT.)
64	46.961
65	34.703
66	42.011
67	32.805
68	32.805
69	42.011
70	34.703
71	46.961
TOTAL	312.960

RESIDENTIAL-I-WING (TYPICAL FLOOR 1ST TO 6TH & 8TH TO 10TH & 12TH TO 15TH)


FLAT NO.	PER FLAT CARPET AREA (IN SQMT.)	PER FLAT DRY.BAL.AREA (INSQMT.)	TOTAL CARPET AREA SQ.MT.
101,201,301,401,501,601,801,901,1001 ,1201,1301,1401,1501	99.972	8.564	1410.968
102,202,302,402,502,602,802,902,1002 ,1202,1302,1402,1502	114.272	8.873	1600.885
103,203,303,403,503,603,803,903,1003 ,1203,1303,1403,1503	114.272	8.873	1600.885
TOTAL			4612.738

RESIDENTIAL-I-WING (TYPICAL FLOOR 7TH & 11TH)


FLAT NO.	PER FLAT CARPET AREA (IN SQMT.)	PER FLAT DRY.BAL.AREA (INSQMT.)	TOTAL CARPET AREA SQ.MT.
701 & 1101	99.972	8.564	217.072
702 & 1102	114.272	8.873	246.290
703 & 1103	104.853	5.372	220.450
TOTAL			683.812




GROUND FLOOR COMMERCIAL-WING -J			
SHOP NO.	CARPET AREA (IN SQMT.)		
72	46.961		
73	34.703		
74	42.011		
75	32.805		
76	32.805		
77	42.011		
78	34.703		
79	46.961		
TOTAL	312.960		
RESIDENTIAL-J-WING (TYPICAL FLOOR 1ST TO 6TH & 8TH TO 10TH & 12TH TO 15TH)			
FLAT NO.	PER FLAT CARPET AREA (IN SQMT.)	PER FLAT DRY.BAL.AREA (INSQMT.)	TOTAL CARPET AREA SQ.MT.
101,201,301,401,501,601,801,901,1001 ,1201,1301,1401,1501	100.783	8.564	1421.511
102,202,302,402,502,602,802,902,1002 ,1202,1302,1402,1502	114.300	8.856	1601.028
103,203,303,403,503,603,803,903,1003 ,1203,1303,1403,1503	114.300	8.856	1601.028
104,204,304,404,504,604,804,904,1004 ,1204,1304,1404,1504	100.783	8.564	1421.511
TOTAL			6045.078
RESIDENTIAL-J-WING (TYPICAL FLOOR 7TH & 11TH)			
FLAT NO.	PER FLAT CARPET AREA (IN SQMT.)	PER FLAT DRY.BAL.AREA (INSQMT.)	TOTAL CARPET AREA SQ.MT.
701 & 1101	100.783	8.564	218.694
702 & 1102	114.300	8.880	246.360
703 & 1103	114.300	8.880	246.360
704 & 1104	82.403	8.564	181.934
TOTAL			893.348
GROUND FLOOR COMMERCIAL-WING -K			
SHOP NO.	CARPET AREA (IN SQMT.)		
80	46.961		
81	34.703		
82	42.011		
83	32.805		
84	32.805		
85	42.011		
86	34.703		
87	46.961		
TOTAL	312.960		



RESIDENTIAL-K-WING (TYPICAL FLOOR 1ST TO 6TH & 8TH TO 10TH & 12TH TO 15TH)			
FLAT NO.	PER FLAT CARPET AREA (IN SQMT.)	PER FLAT DRY.BAL.AREA (INSQMT.)	TOTAL CARPET AREA SQ.MT.
101,201,301,401,501,601,801,901,1001 ,1201,1301,1401,1501	75.300	4.276	1034.488
102,202,302,402,502,602,802,902,1002 ,1202,1302,1402,1502	114.296	8.880	1601.288
103,203,303,403,503,603,803,903,1003 ,1203,1303,1403,1503	114.296	8.880	1601.288
TOTAL			4237.064
RESIDENTIAL-K-WING (TYPICAL FLOOR 7TH & 11TH)			
FLAT NO.	PER FLAT CARPET AREA (IN SQMT.)	PER FLAT DRY.BAL.AREA (INSQMT.)	TOTAL CARPET AREA SQ.MT.
701 & 1101	75.300	4.276	159.152
702 & 1102	105.099	5.372	220.942
703 & 1103	114.296	8.88	246.352
TOTAL			626.446
RESIDENTIAL-L-WING (TYPICAL FLOOR 1ST TO 6TH & 8TH TO 10TH & 12TH TO 15TH)			
FLAT NO.	PER FLAT CARPET AREA (IN SQMT.)	PER FLAT DRY.BAL.AREA (INSQMT.)	TOTAL CARPET AREA SQ.MT.
101,201,301,401,501,601,801,901,1001 ,1201,1301,1401,1501	75.539	4.162	1036.113
102,202,302,402,502,602,802,902,1002 ,1202,1302,1402,1502	75.676	4.162	1037.894
103,203,303,403,503,603,803,903,1003 ,1203,1303,1403,1503	75.676	4.162	1037.894
104,204,304,404,504,604,804,904,1004 ,1204,1304,1404,1504	75.539	4.162	1036.113
TOTAL			4148.014
RESIDENTIAL-L-WING (TYPICAL FLOOR 7TH & 11TH)			
FLAT NO.	PER FLAT CARPET AREA (IN SQMT.)	PER FLAT DRY.BAL.AREA (INSQMT.)	TOTAL CARPET AREA SQ.MT.
701 & 1101	130.177	8.475	277.304
703 & 1103	75.676	4.162	159.676
704 & 1104	75.539	4.162	159.402
TOTAL			596.382
RESIDENTIAL-M-WING (TYPICAL FLOOR 1ST TO 6TH & 8TH TO 10TH & 12TH TO 15TH)			
FLAT NO.	PER FLAT CARPET AREA (IN SQMT.)	PER FLAT DRY.BAL.AREA (INSQMT.)	TOTAL CARPET AREA SQ.MT.
101,201,301,401,501,601,801,901,1001 ,1201,1301,1401,1501	75.539	4.162	1036.113
102,202,302,402,502,602,802,902,1002 ,1202,1302,1402,1502	75.676	4.162	1037.894
103,203,303,403,503,603,803,903,1003 ,1203,1303,1403,1503	75.676	4.162	1037.894
104,204,304,404,504,604,804,904,1004 ,1204,1304,1404,1504	75.539	4.162	1036.113
TOTAL			4148.014



RESIDENTIAL-M-WING (TYPICAL FLOOR 7TH & 11TH)			
FLAT NO.	PER FLAT CARPET AREA (IN SQMT.)	PER FLAT DRY.BAL.AREA (INSQMT.)	TOTAL CARPET AREA SQ.MT.
701 & 1101	130.177	8.475	277.304
703 & 1103	75.676	4.162	159.676
704 & 1104	75.539	4.162	159.402
TOTAL			596.382
RESIDENTIAL-N-WING (TYPICAL FLOOR 1ST TO 6TH & 8TH TO 10TH & 12TH TO 15TH)			
FLAT NO.	PER FLAT CARPET AREA (IN SQMT.)	PER FLAT DRY.BAL.AREA (INSQMT.)	TOTAL CARPET AREA SQ.MT.
101,201,301,401,501,601,801,901,1001 ,1201,1301,1401,1501	75.539	4.162	1036.113
102,202,302,402,502,602,802,902,1002 ,1202,1302,1402,1502	75.676	4.162	1037.894
103,203,303,403,503,603,803,903,1003 ,1203,1303,1403,1503	75.676	4.162	1037.894
104,204,304,404,504,604,804,904,1004 ,1204,1304,1404,1504	75.539	4.162	1036.113
TOTAL			4148.014
RESIDENTIAL-N-WING (TYPICAL FLOOR 7TH & 11TH)			
FLAT NO.	PER FLAT CARPET AREA (IN SQMT.)	PER FLAT DRY.BAL.AREA (INSQMT.)	TOTAL CARPET AREA SQ.MT.
701 & 1101	130.177	8.475	277.304
703 & 1103	75.676	4.162	159.676
704 & 1104	75.539	4.162	159.402
TOTAL			596.382



SIGN OF ARCHITECT
DIMENSIONS
ARCHITECTS PVT. LTD.
ARCHITECTS PROJECTS MANAGERS
CA/94/17690