

1C Ground Floor Plan
SCALE 1:100

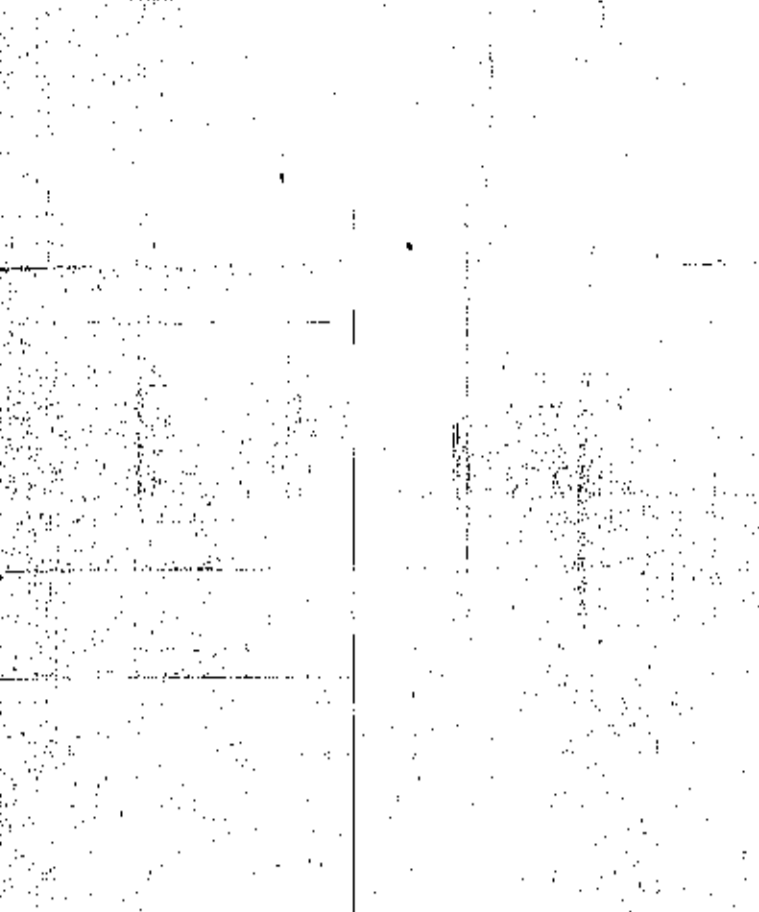

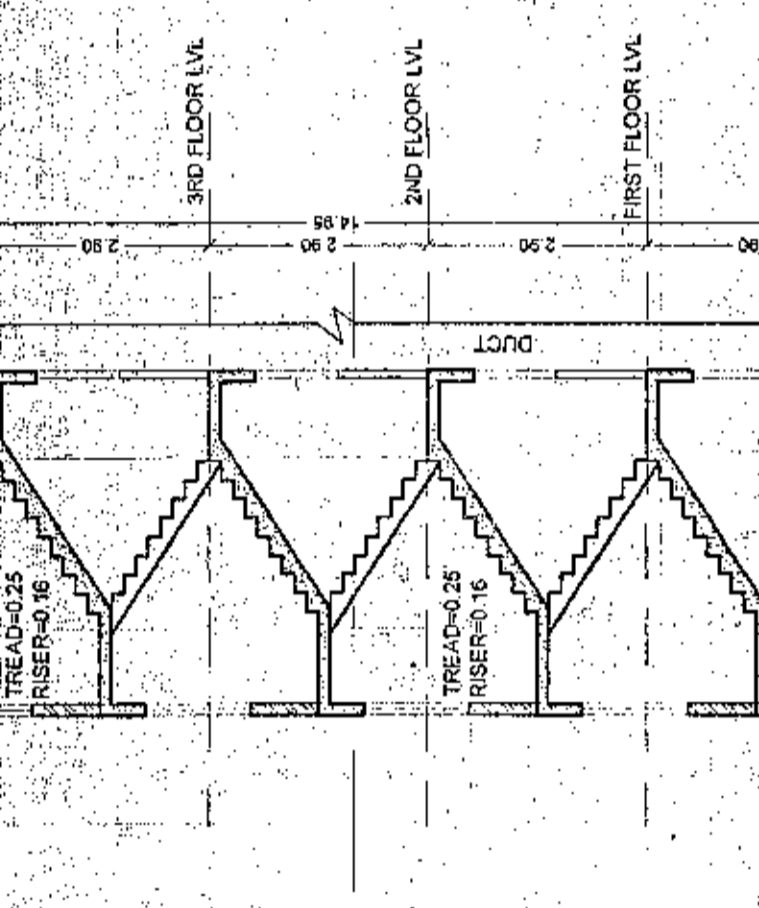
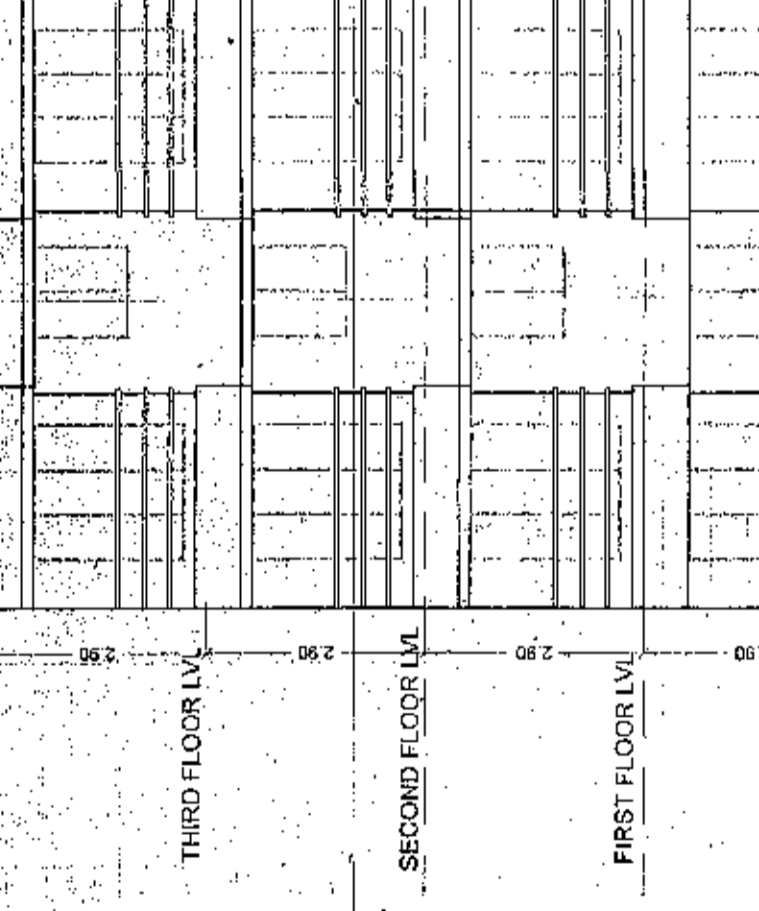

1C-1st & 3rd Floor Plan
SCALE 1:100

1C-2nd & 4th Floor Plan
SCALE 1:100

1C TYPICAL FLOOR AREA DIA. (1ST TO 4TH)
SCALE 1:200

1C TYPICAL BALCONY AREA DIA. (1ST TO 4TH)
SCALE 1:200

1C TERRACE AREA DIA. (1ST & 3RD)
SCALE 1:200



SCHEDULE FOR DOOR

DOOR TYPE	DOOR WIDTH (M)	DOOR HEIGHT (M)	DESCRIPTION
D	1.05	2.15	3MM TYPICAL GLASS DOOR
D	1.05	2.15	3MM TYPICAL GLASS DOOR WITH INSULATION
D	1.05	2.15	3MM TYPICAL GLASS DOOR WITH INSULATION AND SHUTTER
D	1.05	2.15	3MM TYPICAL GLASS DOOR WITH INSULATION AND SHUTTER WITH TRANSLUCENT GLASS

1C GROUND FLOOR AREA DIA. (1ST TO 4TH)

FLOOR	NO. OF ROOMS	TOTAL AREA (SQ. M)	PERCENTAGE OF TOTAL AREA
1st	10	1000	10.00%
2nd	10	1000	10.00%
3rd	10	1000	10.00%
4th	10	1000	10.00%
TOTAL	40	4000	100.00%

1C TYPICAL BALCONY AREA DIA. (1ST TO 4TH)

FLOOR	NO. OF BALCONIES	TOTAL AREA (SQ. M)	PERCENTAGE OF TOTAL AREA
1st	10	100	1.00%
2nd	10	100	1.00%
3rd	10	100	1.00%
4th	10	100	1.00%
TOTAL	40	400	1.00%

1C TERRACE AREA DIA. (1ST & 3RD)

FLOOR	NO. OF TERRACES	TOTAL AREA (SQ. M)	PERCENTAGE OF TOTAL AREA
1st	10	100	1.00%
3rd	10	100	1.00%
TOTAL	20	200	0.50%

1C GROUND FLOOR AREA DIA. (1ST TO 4TH)

NO.	ROOM	AREA (SQ. M)	PERCENTAGE
1	LIVING	100	10.00%
2	KITCHEN	100	10.00%
3	DINING	100	10.00%
4	BEDROOM	100	10.00%
5	BEDROOM	100	10.00%
6	BEDROOM	100	10.00%
7	BEDROOM	100	10.00%
8	BEDROOM	100	10.00%
9	BEDROOM	100	10.00%
10	BEDROOM	100	10.00%
11	BEDROOM	100	10.00%
12	BEDROOM	100	10.00%
13	BEDROOM	100	10.00%
14	BEDROOM	100	10.00%
15	BEDROOM	100	10.00%
16	BEDROOM	100	10.00%
17	BEDROOM	100	10.00%
18	BEDROOM	100	10.00%
19	BEDROOM	100	10.00%
20	BEDROOM	100	10.00%
21	BEDROOM	100	10.00%
22	BEDROOM	100	10.00%
23	BEDROOM	100	10.00%
24	BEDROOM	100	10.00%
25	BEDROOM	100	10.00%
26	BEDROOM	100	10.00%
27	BEDROOM	100	10.00%
28	BEDROOM	100	10.00%
29	BEDROOM	100	10.00%
30	BEDROOM	100	10.00%
31	BEDROOM	100	10.00%
32	BEDROOM	100	10.00%
33	BEDROOM	100	10.00%
34	BEDROOM	100	10.00%
35	BEDROOM	100	10.00%
36	BEDROOM	100	10.00%
37	BEDROOM	100	10.00%
38	BEDROOM	100	10.00%
39	BEDROOM	100	10.00%
40	BEDROOM	100	10.00%

1C TYPICAL BALCONY AREA DIA. (1ST TO 4TH)

NO.	BALCONY	AREA (SQ. M)	PERCENTAGE
1	BALCONY	10	1.00%
2	BALCONY	10	1.00%
3	BALCONY	10	1.00%
4	BALCONY	10	1.00%
5	BALCONY	10	1.00%
6	BALCONY	10	1.00%
7	BALCONY	10	1.00%
8	BALCONY	10	1.00%
9	BALCONY	10	1.00%
10	BALCONY	10	1.00%
11	BALCONY	10	1.00%
12	BALCONY	10	1.00%
13	BALCONY	10	1.00%
14	BALCONY	10	1.00%
15	BALCONY	10	1.00%
16	BALCONY	10	1.00%
17	BALCONY	10	1.00%
18	BALCONY	10	1.00%
19	BALCONY	10	1.00%
20	BALCONY	10	1.00%
21	BALCONY	10	1.00%
22	BALCONY	10	1.00%
23	BALCONY	10	1.00%
24	BALCONY	10	1.00%
25	BALCONY	10	1.00%
26	BALCONY	10	1.00%
27	BALCONY	10	1.00%
28	BALCONY	10	1.00%
29	BALCONY	10	1.00%
30	BALCONY	10	1.00%
31	BALCONY	10	1.00%
32	BALCONY	10	1.00%
33	BALCONY	10	1.00%
34	BALCONY	10	1.00%
35	BALCONY	10	1.00%
36	BALCONY	10	1.00%
37	BALCONY	10	1.00%
38	BALCONY	10	1.00%
39	BALCONY	10	1.00%
40	BALCONY	10	1.00%

1C TERRACE AREA DIA. (1ST & 3RD)

NO.	TERRACE	AREA (SQ. M)	PERCENTAGE
1	TERRACE	10	1.00%
2	TERRACE	10	1.00%
3	TERRACE	10	1.00%
4	TERRACE	10	1.00%
5	TERRACE	10	1.00%
6	TERRACE	10	1.00%
7	TERRACE	10	1.00%
8	TERRACE	10	1.00%
9	TERRACE	10	1.00%
10	TERRACE	10	1.00%
11	TERRACE	10	1.00%
12	TERRACE	10	1.00%
13	TERRACE	10	1.00%
14	TERRACE	10	1.00%
15	TERRACE	10	1.00%
16	TERRACE	10	1.00%
17	TERRACE	10	1.00%
18	TERRACE	10	1.00%
19	TERRACE	10	1.00%
20	TERRACE	10	1.00%
21	TERRACE	10	1.00%
22	TERRACE	10	1.00%
23	TERRACE	10	1.00%
24	TERRACE	10	1.00%
25	TERRACE	10	1.00%
26	TERRACE	10	1.00%
27	TERRACE	10	1.00%
28	TERRACE	10	1.00%
29	TERRACE	10	1.00%
30	TERRACE	10	1.00%
31	TERRACE	10	1.00%
32	TERRACE	10	1.00%
33	TERRACE	10	1.00%
34	TERRACE	10	1.00%
35	TERRACE	10	1.00%
36	TERRACE	10	1.00%
37	TERRACE	10	1.00%
38	TERRACE	10	1.00%
39	TERRACE	10	1.00%
40	TERRACE	10	1.00%

1C TERRACE AREA DIA. (1ST & 3RD)

NO.	TERRACE	AREA (SQ. M)	PERCENTAGE
1	TERRACE	10	1.00%
2	TERRACE	10	1.00%
3	TERRACE	10	1.00%
4	TERRACE	10	1.00%
5	TERRACE	10	1.00%
6	TERRACE	10	1.00%
7	TERRACE	10	1.00%
8	TERRACE	10	1.00%
9	TERRACE	10	1.00%
10	TERRACE	10	1.00%
11	TERRACE	10	1.00%
12	TERRACE	10	1.00%
13	TERRACE	10	1.00%
14	TERRACE	10	1.00%
15	TERRACE	10	1.00%
16	TERRACE	10	1.00%
17	TERRACE	10	1.00%
18	TERRACE	10	1.00%
19	TERRACE	10	1.00%
20	TERRACE	10	1.00%
21	TERRACE	10	1.00%
22	TERRACE	10	1.00%
23	TERRACE	10	1.00%
24	TERRACE	10	1.00%
25	TERRACE	10	1.00%
26	TERRACE	10	1.00%
27	TERRACE	10	1.00%
28	TERRACE	10	1.00%
29	TERRACE	10	1.00%
30	TERRACE	10	1.00%
31	TERRACE	10	1.00%
32	TERRACE	10	1.00%
33	TERRACE	10	1.00%
34	TERRACE	10	1.00%
35	TERRACE	10	1.00%
36	TERRACE	10	1.00%
37	TERRACE	10	1.00%
38	TERRACE	10	1.00%
39	TERRACE	10	1.00%
40	TERRACE	10	1.00%

1C GROUND FLOOR AREA DIA. (1ST TO 4TH)

FLOOR	NO. OF ROOMS	TOTAL AREA (SQ. M)	PERCENTAGE OF TOTAL AREA
1st	10	1000	10.00%
2nd	10	1000	10.00%
3rd	10	1000	10.00%
4th	10	1000	10.00%
TOTAL	40	4000	100.00%

1C TYPICAL BALCONY AREA DIA. (1ST TO 4TH)

FLOOR	NO. OF BALCONIES	TOTAL AREA (SQ. M)	PERCENTAGE OF TOTAL AREA
1st	10	100	1.00%
2nd	10	100	1.00%
3rd	10	100	1.00%
4th	10	100	1.00%
TOTAL	40	400	1.00%

1C TERRACE AREA DIA. (1ST & 3RD)

FLOOR	NO. OF TERRACES	TOTAL AREA (SQ. M)	PERCENTAGE OF TOTAL AREA
1st	10	100	1.00%
3rd	10	100	1.00%
TOTAL	20	200	0.50%

1C TERRACE AREA DIA. (1ST & 3RD)

FLOOR	NO. OF TERRACES	TOTAL AREA (SQ. M)	PERCENTAGE OF TOTAL AREA
1st	10	100	1.00%
3rd	10	100	1.00%
TOTAL	20	200	0.50%

1C GROUND FLOOR AREA DIA. (1ST TO 4TH)

FLOOR	NO. OF ROOMS	TOTAL AREA (SQ. M)	PERCENTAGE OF TOTAL AREA
1st	10	1000	10.00%
2nd	10	1000	10.00%
3rd	10	1000	10.00%
4th	10	1000	10.00%
TOTAL	40	4000	100.00%

1C TYPICAL BALCONY AREA DIA. (1ST TO 4TH)

FLOOR	NO. OF BALCONIES	TOTAL AREA (SQ. M)	PERCENTAGE OF TOTAL AREA
1st	10	100	1.00%
2nd	10	100	1.00%
3rd	10	100	1.00%
4th	10	100	1.00%
TOTAL	40	400	1.00%

1C TERRACE AREA DIA. (1ST & 3RD)

FLOOR	NO. OF TERRACES	TOTAL AREA (SQ. M)	PERCENTAGE OF TOTAL AREA
1st	10	100	1.00%
3rd	10	100	1.00%
TOTAL	20	200	0.50%

1C TERRACE AREA DIA. (1ST & 3RD)

FLOOR	NO. OF TERRACES	TOTAL AREA (SQ. M)	PERCENTAGE OF TOTAL AREA
1st	10	100	1.00%
3rd	10	100	1.00%
TOTAL	20	200	0.50%

1C GROUND FLOOR AREA DIA. (1ST TO 4TH)

FLOOR	NO. OF ROOMS	TOTAL AREA (SQ. M)	PERCENTAGE OF TOTAL AREA
1st	10	1000	10.00%
2nd	10	1000	10.00%
3rd	10	1000	10.00%
4th	10	1000	10.00%
TOTAL	40	4000	100.00%

1C TYPICAL BALCONY AREA DIA. (1ST TO 4TH)

FLOOR	NO. OF BALCONIES	TOTAL AREA (SQ. M)	PERCENTAGE OF TOTAL AREA
1st	10	100	1.00%
2nd	10	100	1.00%
3rd	10	100	1.00%
4th	10	100	1.00%
TOTAL	40	400	1.00%

1C TERRACE AREA DIA. (1ST & 3RD)

FLOOR	NO. OF TERRACES	TOTAL AREA (SQ. M)	PERCENTAGE OF TOTAL AREA
1st	10	100	1.00%
3rd	10	100	1.00%
TOTAL	20	200	0.50%

1C TERRACE AREA DIA. (1ST & 3RD)

FLOOR	NO. OF TERRACES	TOTAL AREA (SQ. M)	PERCENTAGE OF TOTAL AREA
1st	10	100	1.00%
3rd	10	100	1.00%
TOTAL	20	200	0.50%

1C GROUND FLOOR AREA DIA. (1ST TO 4TH)

FLOOR	NO. OF ROOMS	TOTAL AREA (SQ. M)	PERCENTAGE OF TOTAL AREA
1st	10	1000	10.00%
2nd	10	1000	10.00%
3rd	10	1000	10.00%
4th	10	1000	10.00%
TOTAL	40	4000	100.00%

1C TYPICAL BALCONY AREA DIA. (1ST TO 4TH)

FLOOR	NO. OF BALCONIES	TOTAL AREA (SQ. M)	PERCENTAGE OF TOTAL AREA
1st	10	100	1.00%