IOA	COMPOSITE BLDG.	SALE WING	12/14

TYPICAL FLOOR PLAN, REFUGE FLOOR PLAN

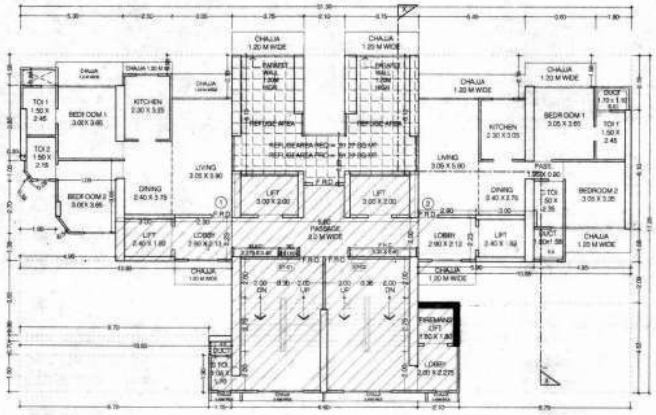

REFUGE FLOOR PLAN (27TH, 34th)

SCALE - 1:100

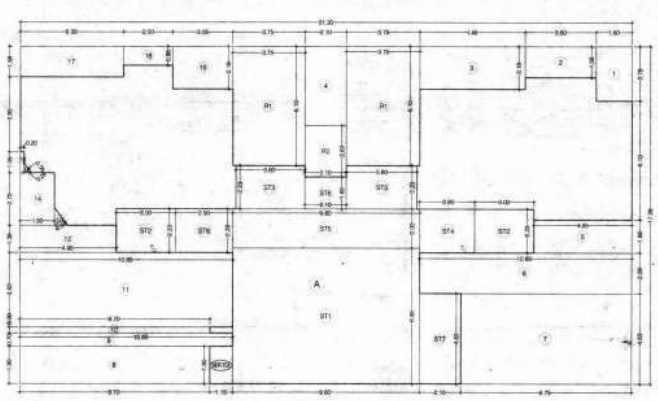

REFUGE FLOOR AREA LINE DIAGRAM (27TH & 34th)

SCALE - 1:100

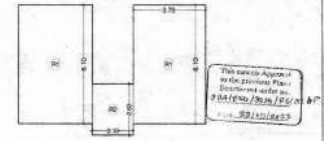

REFUGE FLOOR AREA LINE DIAG. (27TH & 34TH FLOOR)

SCALE - 1:100

REFUGE AREA CALCULATION (27TH & 34th)						
R1	3.75	X	8.10	X	2 NOS	= 45.75 SQ.MT
R2	2.10	X	2.69	X	1 NO	= 5.62 SQ.MT
TOTAL REFUGE AREA						= 51.37 SQ.MT

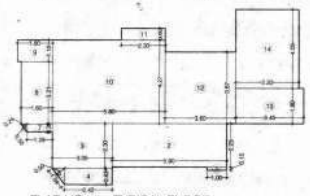

FLAT NO. 1 TYPICAL FLOOR

RERA CARPET AREA LINE DIAGRAM

21ST TO 26TH, 28TH TO 33RD, 35TH TO 43RD)

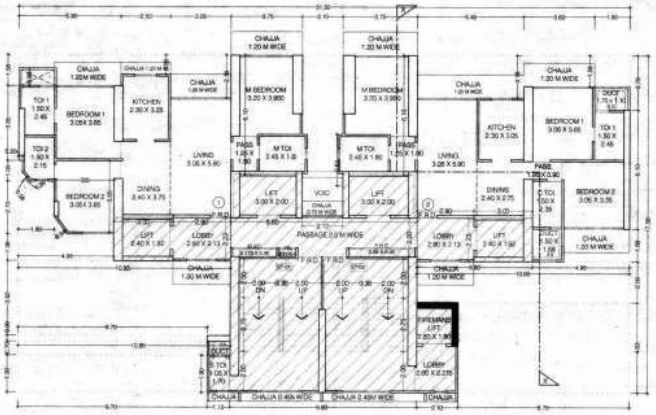

TYPICAL FLOOR PLAN

(21ST TO 26TH, 28TH TO 33RD, 35th TO 40th, 42rd,43rd)

SCALE - 1:100

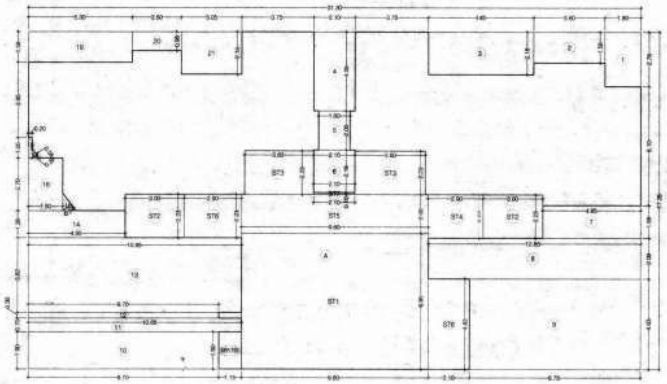

TYPICAL FLOOR AREA LINE DIAG.(21ST TO 26TH, 28TH TO 33RD, 34th TO 40th, 42nd & 43rd)

SCALE - 1:100

CARPET AREA CALCULATION						
FLAT NO.	(21ST TO 26TH, 28TH TO 33RD, 35TH TO 40RD)					FLAT NO. (5)
1	1.05	X	0.16	X	1 NO	= 0.16 SQ.MT
2	3.00	X	2.03	X	1 NO	= 13.18 SQ.MT
3	3.05	X	2.30	X	1 NO	= 7.02 SQ.MT
4	2.40	X	0.83	X	1 NO	= 2.02 SQ.MT
5	1.01	X	1.01	X	0.90 X 1 NO	= 0.86 SQ.MT
6	1.01	X	0.01	X	0.04 X 1 NO	= 0.00 SQ.MT
7	1.20	X	0.39	X	1 NO	= 0.50 SQ.MT
8	1.65	X	3.21	X	1 NO	= 5.14 SQ.MT
9	1.65	X	1.10	X	1 NO	= 1.98 SQ.MT
10	3.60	X	4.27	X	1 NO	= 24.77 SQ.MT
11	2.39	X	0.60	X	1 NO	= 1.38 SQ.MT
12	3.60	X	3.67	X	1 NO	= 13.21 SQ.MT
13	3.45	X	1.80	X	1 NO	= 6.21 SQ.MT
14	3.25	X	4.25	X	1 NO	= 13.81 SQ.MT
					TOTAL ADDITION	= 68.88 SQ.MT

BUILT UP AREA CALCULATION

REFUGE FLOOR (27TH & 34th)							
A	31.30	X	17.28	X	1 NO	=	540.86 SQ.MT
					TOTAL ADDITION	=	540.86 SQ.MT X

DEDUCTIONS							
1	1.80	X	2.78	X	1 NO	=	5.00 SQ.MT
2	3.00	X	1.32	X	1 NO	=	3.96 SQ.MT
3	3.45	X	3.18	X	1 NO	=	11.00 SQ.MT
4	2.10	X	4.05	X	1 NO	=	8.51 SQ.MT
5	1.60	X	2.00	X	1 NO	=	3.20 SQ.MT
6	2.10	X	2.15	X	1 NO	=	4.55 SQ.MT
7	4.94	X	1.68	X	1 NO	=	8.30 SQ.MT
8	10.60	X	2.10	X	1 NO	=	22.26 SQ.MT
9	5.75	X	4.83	X	1 NO	=	40.01 SQ.MT
10	8.70	X	1.90	X	1 NO	=	16.45 SQ.MT
11	13.84	X	0.70	X	1 NO	=	7.01 SQ.MT
12	9.70	X	0.30	X	1 NO	=	2.91 SQ.MT
13	10.05	X	3.82	X	1 NO	=	41.45 SQ.MT
14	4.95	X	1.36	X	1 NO	=	6.63 SQ.MT
15	1.01 X 1.13	X	0.04	X	1 NO	=	0.01 SQ.MT
16	1.80	X	2.70	X	1 NO	=	4.86 SQ.MT
17	1.01 X 0.58	X	0.39	X	1 NO	=	0.08 SQ.MT
18	0.55	X	1.16	X	1 NO	=	0.21 SQ.MT
19	5.30	X	1.58	X	1 NO	=	8.37 SQ.MT
20	2.50	X	0.96	X	1 NO	=	2.40 SQ.MT
21	3.05	X	2.15	X	1 NO	=	6.55 SQ.MT
					TOTAL DEDUCTION	=	252.55 SQ.MT Y1
TOTAL BUILT UP AREA (X - Y1)						=	288.01 SQ.MT X1

REFUGE AREA CALCULATION							
R1	3.75	X	6.10	X	2 NOS	=	45.75 SQ.MT
R2	2.10	X	2.69	X	1 NO	=	5.62 SQ.MT
TOTAL REFUGE AREA						=	51.37 SQ.MT Y2

STAIRCASE AREA CALCULATION							
ST1	8.60	X	8.00	X	1 NO	=	68.70 SQ.MT
ST2	3.00	X	2.20	X	2 NOS	=	13.20 SQ.MT
ST3	3.60	X	2.33	X	2 NOS	=	16.78 SQ.MT
ST4	2.90	X	2.23	X	1 NO	=	6.47 SQ.MT
ST5	8.00	X	2.03	X	1 NO	=	16.30 SQ.MT
ST6	2.90	X	2.23	X	1 NO	=	6.47 SQ.MT
ST7	2.10	X	0.10	X	1 NO	=	0.21 SQ.MT
ST8	2.10	X	4.63	X	1 NO	=	9.72 SQ.MT
TOTAL STAIRCASE AREA						=	141.84 SQ.MT Y3

SERVANT TOILET AREA CALCULATION							
SER.TOI	1.15	X	1.80	X	1 NO	=	2.19 SQ.MT
TOTAL SERVANT TOILET AREA						=	2.19 SQ.MT Y4

NET BUILT UP AREA (X1 - (Y2 + Y3 + Y4))		
	=	143.66 SQ.MT

REFUGE AREA CALCULATION

(27TH, 34TH (REFUGE FLOOR)

REFUGE AREA REQUIRED AT	=	NET BUILT UP AREA OF REF. + TYPICAL FLR X 4.25 %
	=	(143.66 + (189.80 X 6) X 4.00%)
	=	(143.66 + 1138.80) X 4.00%)
	=	1281.85 x 4.00%
REFUGE AREA REQUIRED	=	51.27 SQ.MT
REFUGE AREA PROPOSED	=	51.37 SQ.MT
EXCESS REFUGE AREA	=	NIL

BUILT UP AREA CALCULATION

TYPICAL FLOOR (21ST TO 26TH, 28TH TO 33RD, 35th TO 40th, 42nd & 43rd)							
A	31.30	X	17.28	X	1 NO	=	540.86 SQ.MT
					TOTAL ADDITION	=	540.86 SQ.MT X

DEDUCTIONS							
1	1.80	X	2.78	X	1 NO	=	5.00 SQ.MT
2	3.00	X	1.32	X	1 NO	=	3.96 SQ.MT
3	3.45	X	3.18	X	1 NO	=	11.00 SQ.MT
4	2.10	X	4.05	X	1 NO	=	8.51 SQ.MT
5	1.60	X	2.00	X	1 NO	=	3.20 SQ.MT
6	2.10	X	2.15	X	1 NO	=	4.55 SQ.MT
7	4.94	X	1.68	X	1 NO	=	8.30 SQ.MT
8	10.60	X	2.10	X	1 NO	=	22.26 SQ.MT
9	5.75	X	4.83	X	1 NO	=	40.01 SQ.MT
10	8.70	X	1.90	X	1 NO	=	16.45 SQ.MT
11	13.84	X	0.70	X	1 NO	=	7.01 SQ.MT
12	9.70	X	0.30	X	1 NO	=	2.91 SQ.MT
13	10.05	X	3.82	X	1 NO	=	41.45 SQ.MT
14	4.95	X	1.36	X	1 NO	=	6.63 SQ.MT
15	1.01 X 1.13	X	0.04	X	1 NO	=	0.01 SQ.MT
16	1.80	X	2.70	X	1 NO	=	4.86 SQ.MT
17	1.01 X 0.58	X	0.39	X	1 NO	=	0.08 SQ.MT
18	0.55	X	1.16	X	1 NO	=	0.21 SQ.MT
19	5.30	X	1.58	X	1 NO	=	8.37 SQ.MT
20	2.50	X	0.96	X	1 NO	=	2.40 SQ.MT
21	3.05	X	2.15	X	1 NO	=	6.55 SQ.MT
					TOTAL DEDUCTION	=	210.63 SQ.MT Y1
TOTAL BUILT UP AREA (X - Y1)						=	330.23 SQ.MT X1

STAIRCASE AREA CALCULATION							
ST1	8.60	X	8.00	X	1 NO	=	68.70 SQ.MT
ST2	3.00	X	2.20	X	2 NOS	=	13.20 SQ.MT
ST3	3.60	X	2.33	X	2 NOS	=	16.78 SQ.MT
ST4	2.90	X	2.23	X	1 NO	=	6.47 SQ.MT
ST5	8.00	X	2.03	X	1 NO	=	16.30 SQ.MT
ST6	2.90	X	2.23	X	1 NO	=	6.47 SQ.MT
ST7	2.10	X	0.10	X	1 NO	=	0.21 SQ.MT
ST8	2.10	X	4.63	X	1 NO	=	9.72 SQ.MT
TOTAL STAIRCASE AREA						=	136.34 SQ.MT Y2

SERVANT TOILET AREA CALCULATION							
SER.TOI	1.15	X	1.80	X	1 NO	=	2.19 SQ.MT
TOTAL SERVANT TOILET AREA						=	2.19 SQ.MT Y3

NET BUILT UP AREA (X1 - (Y2 + Y3))		
	=	189.80 SQ.MT

PROFORMA - B

CONTENTS OF SHEET

TYPICAL FLOOR (21ST TO 26TH, 28TH TO 33RD, 35th TO 40th, 42nd)
REFUGE FLOOR (27TH, 34th)
AREA DIAGRAM & CALCULATION CALCULATION

DESCRIPTION OF PROPOSAL

Proposed Implementation of S.R. Scheme along with Clubbing of S.R. Schemes & Tenements of Societies as listed below

Scheme - I : Ganesh Nagar SRA CHS (Proposed), Shivsagar SRA CHS (Prop), Janpriya SRA CHS (Prop), Bahar SRA CHS (Prop), Adarsh SRA CHS (Prop) & Sahara CHS (Prop) on Land bearing CTS Nos. 471(P.) of Village Kandivali in R/S Ward of MCGM

WITH

Scheme - II : "Prasad Co-Op. HSG. (Prop.)" on Land bearing CTS Nos. 725(P1.), Survey No. 37, Hissa No.1, Village Kandivali, Taluka Borivali, Mumbai - 400 067.

WITH

Scheme - III : "Proposed Sale Building u/ scheme 33(11) on Plot Bearing CTS No H280 to H285, H549 & H293 Of Village Bandra at Station Road , Santacruz West , Mumbai .

NAME OF OWNER	SIGNATURE
M/s. RUPAREL INFRA & REALTY PVT. LTD. M/s. SKODA CONSTRUCTION GANESH NAGAR. Shree Sidhivinayak Infrastructure & Realty	

NAME, ADDRESS & SIGNATURE OF ARCHITECT	SIGNATURE
Rahul Kamathi Architect & Interior Designer Property Info. Plot 272, Sarapagni Nagar Wing, Malvanga (W), Mumbai - 58. Tel : 022 2438 2100. E mail : rahul@rpartner.in	

STAMP OF DATE OF RECEIPT OF PLANS	STAMP OF DATE OF APPROVAL OF PLANS
	Approved Subject to the conditions Mentioned in this office proceeding Letter no. CHE/ES/ 0257/RL/ 0 Dt. 25 AUG 2023 Executive Engineer State Pollution Control Authority

NORTH	DRAWN BY	JOB NO.	PATH:-