LAYOUT PLAN (Scale - 1:500)

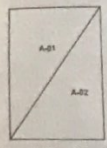

Triangulation (Scale - 1:500)

Triangle	Area
A-01	204.89
A-02	204.89
Total (PLOT)	409.78

(A)

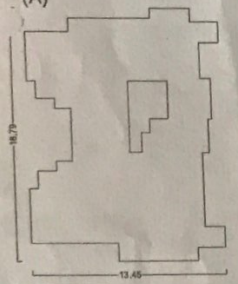

Plot	Area
1 Triangle	198.22

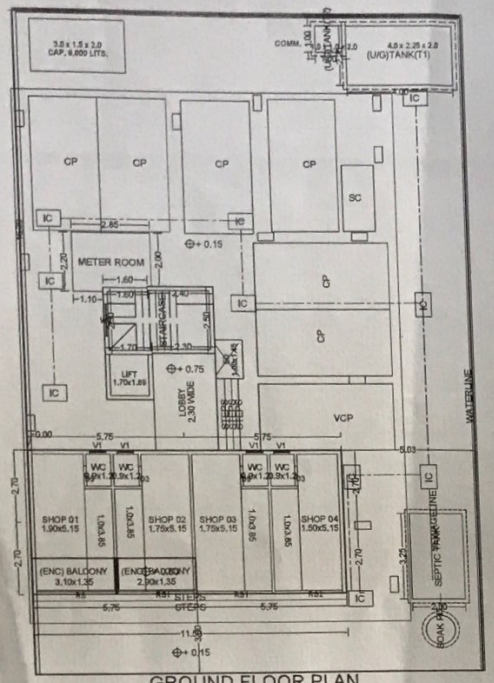

GROUND FLOOR PLAN

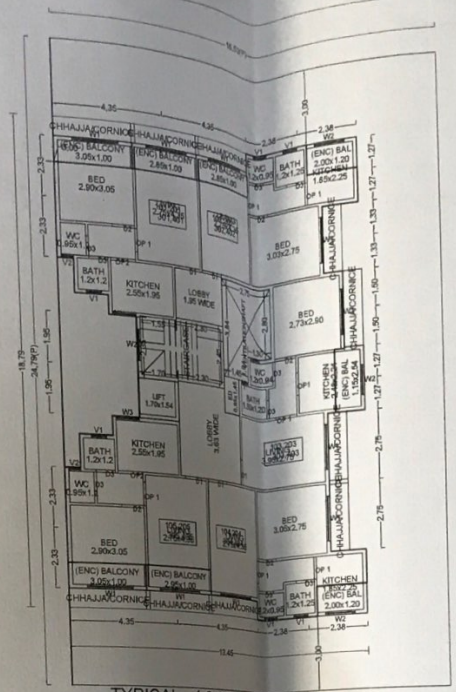

TYPICAL - 1,2,3 FLOOR PLAN

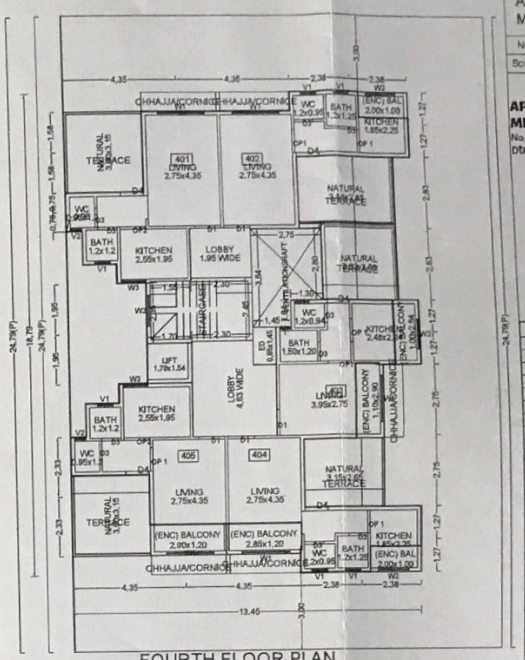

FOURTH FLOOR PLAN

SCHEDULE OF OPENING: (A)

NAME	LENGTH	HEIGHT	NOS.
D3	0.75	2.10	44
OP 1	0.90	2.10	25
D2	0.90	2.10	15
OP1	0.80	2.10	05
D1	1.00	2.10	20
OP2	1.20	2.10	08
RS2	2.50	2.10	01
RS1	2.75	2.10	02
RS	2.90	2.10	01

SCHEDULE OF OPENING: (A)

NAME	LENGTH	HEIGHT	NOS.
V2	0.45	0.90	12
V1	0.60	0.90	32
W3	0.95	1.25	08
W2	1.20	1.25	18
W1	1.80	2.00	35

WATER REQUIREMENT

TANK		OCCUPANT LOAD (NOS.)			CONSUMPTION PER DAY (LIT)	REQUIRED CAPACITY (LIT)	PROPOSED CAPACITY (LIT)
		TNMTS/AREA	FACTOR				
OHWT & UGWT	TENEMENT	20	7.5	150	200	30000.00	
	-----	00.00	00.00	00.00	00.00	00.00	
	TOTAL					30000.00	
	OVERHEAD (40%)					12000.00	16220.25
	UNDERGROUND(50%)					18000.00	24500.00
	TOTAL					30000	40720.25

PARKING CALCULATION

TYPE	CARPET AREA/ FSI (M2)	TENEMENT (NOS)		CAR (NOS)		SCOOTER (NOS.)		CYCLE (NOS.)	
		UNIT	PROP.	BY RULE	REQD.	BY RULE	REQD.	BY RULE	REQD.
Residential	0.0 - 45.0	4	20	1	5	-	-	-	-
Residential	45.0 - 80.0	2	0	1	0	-	-	-	-
Residential	80.0 - ...	1	0	1	0	-	-	-	-
Commercial	0 - 800(PROP BUA-54500)	1	1	1	1	-	-	-	-
Commercial	800.0 - ...(BALANCE BUA-0)	0	0	1	0	-	-	-	-
Total	Required	-	-	-	6	-	-	-	-
Total	Proposed	-	-	-	6	-	-	-	-

BUILDING WISE FSI STATEMENT

BUILDING	FSI AREA				BALCONY	PASSAGE	STAIR	LIFT	TENEMENTS	TOTAL FSI AREA
	COMM.	RESI.	IND.	SPEC.						
	54.00	560.25	0.00	0.00	92.04	69.81	46.85	13.35	20	614.25
-1 (A)	54.00	560.25	0.00	0.00	92.04	69.81	46.85	13.35	20	614.25
Total	54.00	560.25	0.00	0.00	92.04	69.81	46.85	13.35	20	614.25

GROUND FLOOR PLAN

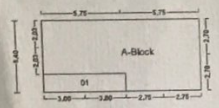

POLYGON	SIZE	AREA
A-Block	5.40 X 11.50	62.10
01	1.35 X 6.00	8.10
Total	---	54.00

TYPICAL - 1,2,3 FLOOR PLAN

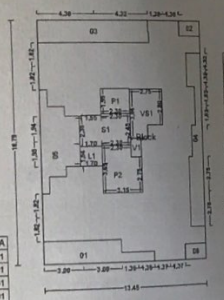

POLYGON	SIZE	AREA
A-Block	13.45 X 18.79	252.73
01	---	12.82
02	1.20 X 2.00	2.40
03	1.75 X 8.75	15.27
04	---	16.17
05	---	16.08
06	1.20 X 2.00	2.40
L1	1.34 X 1.70	2.82
VS1	---	9.21
V1	0.85 X 1.45	1.23
P1	1.95 X 2.30	4.49
P2	---	10.82
S1	4.00 X 2.45	9.71
Total	---	149.81

FOURTH FLOOR PLAN

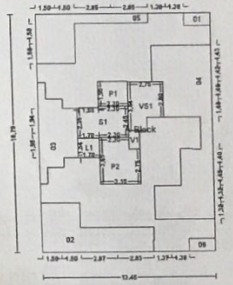

POLYGON	SIZE	AREA
A-Block	13.45 X 18.79	252.73
01	1.00 X 2.00	2.00
02	---	22.47
03	---	16.08
04	---	44.89
05	---	15.98
06	1.00 X 2.00	2.00
L1	1.34 X 1.70	2.62
VS1	---	9.21
V1	0.85 X 1.45	1.23
P1	1.95 X 2.30	4.49
P2	---	10.82
S1	4.00 X 2.45	9.71
Total	---	110.83

C.B, F.B, LOBBY STATEMENT: (A)

FLOOR	NO. OF C.B	NO. OF F.B	LOBBY AREA
FOURTH FLOOR	0	0	15.31
THIRD FLOOR	0	0	15.31
SECOND FLOOR	0	0	15.31
FIRST FLOOR	0	0	15.31
GROUND FLOOR	0	0	8.37
Total	0	0	69.81

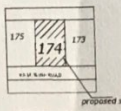

SITE PLAN

FLOOR WISE FSI STATEMENT: (A)

FLOORS	FSI AREA				BALCONY	PASSAGE	STAIR	LIFT	TENEMENTS	TOTAL FSI AREA
	COMM.	RESI.	IND.	SPEC.						
TERRACE FLOOR	0.00	0.00	0.00	0.00	0.00	0.00	0.00	0.00	0	0.00
FOURTH FLOOR	0.00	110.63	0.00	0.00	16.62	15.31	9.71	2.62	5	118.63
THIRD FLOOR	0.00	148.81	0.00	0.00	22.47	15.31	9.71	2.62	5	149.81
SECOND FLOOR	0.00	148.81	0.00	0.00	22.47	15.31	9.71	2.62	5	149.81
FIRST FLOOR	0.00	148.81	0.00	0.00	22.47	15.31	9.71	2.62	5	149.81
GROUND FLOOR	54.00	0.00	0.00	0.00	8.11	8.37	10.01	2.67	0	54.00
Total	54.00	560.25	0.00	0.00	92.04	69.81	48.85	13.35	20	614.25

BALCONY CALCULATIONS: (A)

FLOOR	SIZE	AREA	PERM AREA	TOT. AREA
FOURTH FLOOR	1.00 X 2.00 X 2	4.00	16.62	16.62
	1.00 X 2.54 X 1	2.54		
	1.20 X 2.85 X 1	3.41		
	1.10 X 2.90 X 1	3.18		
	1.20 X 2.90 X 1	3.48		
THIRD FLOOR	1.20 X 2.00 X 2	4.80	22.47	22.43
	1.00 X 3.05 X 2	6.10		
	1.00 X 2.95 X 1	2.95		
	1.15 X 2.54 X 1	2.90		
	1.00 X 2.85 X 2	5.68		
SECOND FLOOR	1.20 X 2.00 X 2	4.80	22.47	22.43
	1.00 X 3.05 X 2	6.10		
	1.00 X 2.95 X 1	2.95		
	1.15 X 2.54 X 1	2.90		
	1.00 X 2.85 X 2	5.68		
FIRST FLOOR	1.20 X 2.00 X 2	4.80	22.47	22.43
	1.00 X 3.05 X 2	6.10		
	1.00 X 2.95 X 1	2.95		
	1.15 X 2.54 X 1	2.90		
	1.00 X 2.85 X 2	5.68		
GROUND FLOOR	1.35 X 3.10 X 1	4.19	8.10	8.11
	1.35 X 2.90 X 1	3.92		
Total	-	-	92.04	92.04

SEAL OF APPROVAL

APPROVED SUBJECT TO THE CONDITION MENTIONED IN the office letter

No.	CIDCO/BP-16054/TPO(NM/K)/2018
Scrutiny Date	06-12-2018

APPROVED SUBJECT TO THE CONDITION MENTIONED IN This Office Letter

No. CIDCO/BP-16054/TPO(NM & K)/2018/3530

Dtd. 18 Dec 2018

Document certified by PATIL MITHILESH JANARDHAN
<mithilesh.patil@gmail.com>
Name : PATIL MITHILESH JANARDHAN
Designation : Assistant Town Planner
Organization : CIDCO LIMITED
Date : 07-Jan-2019 15:59:53

Sr.Planner/Asso.Planner(BP)
CIDCO of Maharashtra Ltd.
Raighad Bhavan, 4th Floor.
Plot No.4, Sector-11.
CBD-Belapur, Navi Mumbai.

AREA STATEMENT	SQ.M.
1. AREA OF PLOT	409.78
2. BALANCE PLOT AREA	409.78
3. PERMISSIBLE FSI	1.5000
4. PERMISSIBLE BUILT UP AREA	614.67
5. TOTAL PERMISSIBLE BUILT UP AREA	614.67
6. PROPOSED BUILT UP AREA	
(a) PROPOSED RESIDENTIAL AREA	560.25
(b) PROPOSED COMMERCIAL AREA	54.00
(c) PROPOSED INDUSTRIAL AREA	0.00
(d) PROPOSED SPECIAL USE AREA	0.00
TOTAL PROPOSED AREA (a+b+c+d)	614.25
7. EXCESS BALCONY AREA	0.00
8. EXISTING BUILT UP AREA	0.00
9. SUBSTRUCTURE/PROJECTIONS	0.00
10. SERVICE SLAB AREA/EXCESS TERRACE	0.00
11. EXCESS LOBBY/REFUGE AREA	000.00
12. TOTAL BUILT UP AREA PROPOSED	614.25
13. CONSUMED FSI	1.50
14. NO. OF LIFTS PROVIDED	1
15. NO. OF RESI. UNITS PROVIDED	20
16. NO. OF COMM. UNITS PROVIDED	4
SPECIFICATIONS	

CERTIFICATE OF AREA

CERTIFIED THAT I HAVE SURVEYED THE PLOT UNDER REFERENCE ON _____ _____ AND THAT THE DIMENTIONS OF THE SIDES, ETC. OF THE PLOT STATED ON THE PLAN ARE AS MEASURED ON THE SITE AND THE AREA SO WORKED OUT IS _____ SQUARE METRES AND TALLIES WITH THE AREA STATED IN THE DOCUMENT OF OWNERSHIP / TOWN PLANNING SCHEME RECORDS.

SIGN OF ARCHITECT/ENGINEER/SUPERVISOR

LEGEND

- PLOT BOUNDARY SHOWN THICK BLACK
- PROPOSED WORK SHOWN RED FILLED IN
- DRAINAGE LINE SHOWN RED DOTTED
- WATERLINE SHOWN BLUE DOTTED
- EXISTING TO BE RETAINED HATCHED
- DEMOLISHION SHOWN HATCHED YELLOW

OWNER'S NAME

Mr. Darshan Dattatray Patil, Mr. Dattatray Vithal Patil, Mr . Satyawan Dattatray Patil, Mr. Bhagwan Dattatray Patil

PROJECT INFORMATION

PLOT NO 174 SECTOR NO.: R4
NODE Pushpak(New)

PROJECT TYPE

CONSULTANT NAME

Amit Naresh Patil
Regd. No.

AMIT N. PATIL ARCHITECTS
KALPATARU PARAMOUNT
2/ LAB 1-206, PHASE - 1 NERUL
NAVI MUMBAI, MAHARASHTRA

JOB NO.	DRG.NO.	SCALE	DRAWN BY	CHECKED BY
		1:100		
INWARD NO.	CIDCO/BP-16054/TPO(NM)/2018	DATE	06-12-2018	
KEY NO.	5-ઉપયોગીતા	SHEET NO.	1/2	

This is a system generated drawing as per the soft copy submitted by the Architect/ License Engineer

Scanned with CamScanner